


1150TM / 1155TM

Tub Grinder



**Manual 2:
Parts Reference**

(For Serial Number Up To 23-2-GJ-0190)





HAYBUSTER[®]
A Tradition of Innovation Since 1966



1150TM / 1155TM



Tub Grinder


(For Serial Number Up To 23-2-GJ-0190)

Manual 2: Parts Reference


DuraTech Industries International Inc. (DuraTech) has made every effort to assure that this manual completely and accurately describes the operation and maintenance of the 1150TM / 1155TM Haybuster Tub Grinders as of the date of publication. DuraTech reserves the right to make updates to the machine from time to time. Even in the event of such updates, you should still find this manual to be appropriate for the safe operation and maintenance of your unit.

This manual, as well as materials provided by component suppliers to DuraTech are all considered to be part of the information package. Every operator is required to read and understand these manuals, and they should be located within easy access for periodic review.

 **DURATECH**® &  are registered trademarks of Duratech Industries International, Inc.



HAYBUSTER[®]
A Tradition of Innovation Since 1966



FOREWORD



Foreword

All personnel must read and understand the following sections before operating the 1150/1155 Haybuster Tub Grinders.

- Foreword and Section 1, important safety information.
- Section 3, “Machine operation,” which explains normal operation of the machine.
- Section 3.1, “Pre-Operation Inspection”.

Appropriate use of unit

The 1150/1155 Haybuster Tub Grinders are designed to grind material into more palatable or manageable rations for your operation. It has multiple uses:

1. Grind most types of hay
 - Big round bales
 - Loose hay
 - Square bales
2. Grind most types of grain
 - Ear corn
 - Shell corn
 - High moisture corn
 - Most small grains




TABLE OF CONTENTS

3. Grind most types of crop residue
 - Stover
 - Straw
4. Grind various sizes
 - Screens are available from 1/8" to 8"
 - Combine screen sizes to get desired cut

Operator protection

As with all machinery, care needs to be taken in order to insure the safety of the operator and those in the surrounding area.



WARNING: The **OPERATOR IS RESPONSIBLE** for the safety of the operator and those in the surrounding area. Operators and those observing the operation of the 1150/1155 Haybuster Tub Grinder are recommended to wear head, eye, and ear protection, No loose clothing is allowed.




TABLE OF CONTENTS

PART 2: PARTS REFERENCE 1

MAINFRAME ASSEMBLY 2

MAINFRAME ASSEMBLY - LOADER OPTION 4

CHASSIS SUBASSEMBLY - 1155 - FRONT 6

CHASSIS SUBASSEMBLY - 1155 - REAR 8

AXLE AND TIRES 10

PLATFORM ASSEMBLY - S.N. UP TO 23-2-DJ-0136 12

PLATFORM ASSEMBLY - S.N. 23-2-EJ-0137 TO 23-2-GJ-0190 14

TUB ASSEMBLY S.N. UP TO 23-2-DJ-0136 16

TUB ASSEMBLY S.N. 23-2-EJ-0137 THRU 23-2-GJ-0190 18

TUB DRIVE ASSEMBLY 20

TUB ROLLER ASSEMBLY 22

PRESSURE ROLLER ASSEMBLY 24

ROTOR ASSEMBLY 26

ROTOR BEARINGS 28

ROTOR BOX ASSEMBLY S.N. 0101 THRU 0136 30

ROTOR BOX ASSEMBLY S.N. 0137 THRU 0146 32

ROTOR BOX ASSEMBLY S.N. 0147 AND UP 34

BELLY CONVEYOR ASSEMBLY S.N. 0101 THRU 0136 36

BELLY CONVEYOR ASSEMBLY S.N. 0137 THRU 0146 38

36" BELLY CONVEYOR ASSEMBLY S.N. 0147 AND UP 40

LOWER DISCHARGE CONVEYOR ASSEMBLY S.N. 0101 THRU 0126 42

LOWER DISCHARGE CONVEYOR ASSEMBLY S.N. 0127 THRU 0166 44

LOWER DISCHARGE CONVEYOR ASSEMBLY S.N. 0167 AND UP 46

UPPER DISCHARGE CONVEYOR ASSEMBLY S.N. 0101 THRU 0126 48

UPPER DISCHARGE CONVEYOR ASSEMBLY S.N. 0127 AND UP 50

MATERIAL SLIDE ASSEMBLY S.N. 0127 AND UP 52

CONTROL PANEL FRAME ASSEMBLY 54

TOP CONTROL PANEL ASSEMBLY 56

BOTTOM CONTROL PANEL ASSEMBLY 58

REAR AUXILIARY CONTROL PANEL ASSEMBLY - THREE SWITCH 60

REAR AUXILIARY CONTROL PANEL ASSEMBLY - FOUR SWITCH 61

ENGINE SHROUD ASSEMBLY - 463 HP 62

ENGINE SHROUD ASSEMBLY - 525 HP 64

ENGINE SHROUD ASSEMBLY - 475 & 540 HP 66

ENGINE SHROUD ASSEMBLY - 475 & 540 HP - DETAIL A 67

ENGINE SHROUD ASSEMBLY - 475 & 540 HP - DETAILS B-E 68

ENGINE SHROUD ASSEMBLY - 475 & 540 HP - PARTS LIST 69

ROTARY SCREEN ASSEMBLY 70




TABLE OF CONTENTS

ENGINE DUCTING - 463 AND 525 HP ENGINES	72
ENGINE DUCTING - 475 AND 540 HP ENGINES	74
BATTERY BOX ASSEMBLY - ORIGINAL STYLE	76
BATTERY BOX ASSEMBLY - NEW STYLE	78
BATTERY BOX ASSEMBLY - HOOD LOADER	80
DRIVE LINE ASSEMBLY 463 & 475 HP	82
DRIVE LINE ASSEMBLY - 525 & 540 HP	84
HYDRAULIC CONVEYOR VALVE 4000208	86
HYDRAULIC PARTS - TUB VALVE 4000207	87
HYDRAULIC AUXILIARY VALVE 4000210	88
HYDRAULIC MANIFOLD BLOCK VALVE 4000211	89
FLOW CONTROL VALVE - CV98 - 4300069	90
ELECTRO-HYDRAULIC VALVE CALIBRATION - S.N. GJ0167 & UP	91
HYDRAULIC CYLINDER PARTS	92
ORBIT MOTOR	94
HYDRAULIC OIL TANK WITH HOSES AND FITTINGS	96
FUEL TANK ASSEMBLY (1155 ONLY)	98
400 GAL. FUEL TANK OPTION	100
HYDRAULIC TUBE CLAMP ASSEMBLY	102
HYDRAULIC PUMP WITH HOSES AND FITTINGS	104
CONVEYOR RUN VALVE WITH HOSES AND FITTINGS THRU S.N. 0166	105
CONVEYOR RUN VALVE WITH HOSES AND FITTINGS S.N. 0167 AND UP	106
BELLY CONVEYOR MOTOR WITH HOSES AND FITTINGS	107
CONVEYOR RUN VALVE WITH REVERSE	108
BELLY CONVEYOR VALVE WITH REVERSE	110
DISCHARGE CONVEYOR MOTOR WITH HOSES AND FITTINGS	112
HYDRAULIC OIL COOLER WITH HOSES AND FITTINGS	113
AUXILIARY VALVE FITTINGS THRU S.N. 0166	114
AUXILIARY VALVE FITTINGS S.N. 0167 & UP	115
AUXILIARY VALVE SUPPLY HOSES AND FITTINGS THRU S.N. 0166	116
AUXILIARY VALVE SUPPLY HOSES AND FITTINGS S.N. 0167 & UP ...	118
AUXILIARY VALVE WORK HOSES AND FITTINGS	121




TABLE OF CONTENTS

MANIFOLD BLOCK VALVE WITH HOSES AND FITTINGS	122
LIFT & FOLD HYDRAULIC CYLINDERS WITH HOSES AND FITTINGS	123
CONVEYOR SWING HYDRAULIC CYLINDER WITH HOSES AND FITTINGS	124
GOVERNOR VALVE WITH HOSES AND FITTINGS THRU S.N. 0166	125
GOVERNOR VALVE WITH HOSES AND FITTINGS S.N. 0167 AND UP	126
TUB DRIVE MOTOR WITH HOSES AND FITTINGS THRU S.N. 0166 ...	127
TUB DRIVE MOTOR WITH HOSES AND FITTINGS S.N. 0167 & UP ...	128
CONTROL PANEL WITH HOSES AND GAUGE FITTINGS	129
FLUID COUPLER WITH HOSES AND FITTINGS	130
FLUID COUPLER OIL COOLER WITH HOSES AND FITTINGS	131
CONVEYOR HYDRAULIC CIRCUIT	132
HAY GUIDE HYDRAULIC CIRCUIT	133
TUB HYDRAULIC CIRCUIT	134
HYDRAULIC PARTS LIST	135
24V STANDARD SCHEMATIC	138
REMOTE RADIO SCHEMATIC	139
OMNEX RADIO WIRING HARNESS	140
MAIN HARNESS - CONTROL PANEL	141
MAIN HARNESS - MACHINE COMBINATION HARNESS	143
LOADER CAB SCHEMATIC	144
WIRING HARNESS FOR 2 HYDRAULIC COOLERS	145
WIRING HARNESS FOR TAIL LIGHTS	146
ELECTRICAL PARTS LIST	147
OMNEX RADIO REMOTE CONTROL	148
UNIVERSAL AIR BRAKE PARTS	150
UNITED STATES AIR BRAKES	152
GRAIN HOPPER ASSEMBLY (OPTIONAL)	154
SCREEN RACK (OPTIONAL) S.N. UP TO 0166	158
SCREEN RACK (OPTIONAL) S.N. 0167 AND UP	160
MILL GRATE AND GEYSER PLATE ASSEMBLY (OPTIONAL)	162
MAGNETIC ROLLER ASSEMBLY (OPTIONAL)	164
MATERIAL GUIDE ASSEMBLY (OPTIONAL)	166






TABLE OF CONTENTS

HAY GUIDE PARTS (OPTIONAL)	168
HAY GUIDE HYDRAULIC CYLINDER (OPTIONAL)	170
HAY GUIDE HYDRAULIC VALVE BLOCK (OPTIONAL)	171
GRAPPLE LOADER CAB - LOADER OPTION	172
GRAPPLE STOP - LOADER OPTION	174
CAB LADDER ASSEMBLY - LOADER OPTION	176
CAB SWITCHES AND GAUGES - LOADER OPTION	178
HAY FORK ASSEMBLY - LOADER OPTION	180
GRAPPLE LOADER REST - LOADER OPTION	182
HYDRAULIC OIL TANK ASSEMBLY- LOADER OPTION	184
HYDRAULICS - LOADER OPTION	186
GRAPPLE LOADER HYDRAULICS - LOADER OPTION	187
PRESSURE GAUGE HYDRAULICS - LOADER OPTION	188
OIL TANK HYDRAULICS - LOADER OPTION	189
MAIN AND LOADER PUMP HYDRAULICS - LOADER OPTION	190
LOADER PILOT HYDRAULICS - LOADER OPTION	191
HYDRAULICS PARTS LIST - LOADER OPTION	192
LOADER CAB MAIN HARNESS - MACHINE	195
LOADER CAB MAIN HARNESS - CONTROL PANEL	195
DECALS	196
1150/1155 WEAR PARTS	198
1150/1155 TUB GRINDER DOCUMENTATION COMMENT FORM ...	199
APPENDIX A SCHEMATIC FOLDOUTS	201
TUB HYDRAULIC CIRCUIT	FO-1
24V STANDARD SCHEMATIC	FO-2
MAIN HARNESS (5700503) - CONTROL PANEL	FO-3
MAIN HARNESS (5700503) - MACHINE	FO-4
MAIN EXTENDED CONTROL WIRING HARNESS (5700630) - CONTROL PANEL	FO-5
MAIN EXTENDED CONTROL WIRING HARNESS (5700630) - MACHINE	FO-6
MAIN LOADER HARNESS (5700518) - MACHINE	FO-7
MAIN LOADER HARNESS (5700518) - CONTROL PANEL	FO-8
WIRING COMBINATIONS FOR RADIO AND LOADER OPTIONS	FO-9




1150TM / 1155TM

Tub Grinder

**Part 2:
Parts Reference**

MAINFRAME ASSEMBLY




MAINFRAME ASSEMBLY

ITEM	PART	QTY.	PART DESCRIPTION
1	4501527	2	DECK\SRV\RTR
2	4501528	2	DECK\SERV\RTR
3	4501531	2	FNDR\TRK\1150
4	4501548	1	WALKWAY\FRONT\1150, 4 sections wide
4	4501774		WALKWAY\FRONT\1150, 2 sections wide
4	4502030		WALKWAY\FRONT\1150, 1 section wide (NOT SHOWN)
5	4501727	2	BRKT\FNDR
6	4501728	1	BRKT\FNDR
7	4501729	1	MNT\FNDR\
8	4501741	1	LDDR\SERV\RAD\STEP\2\21" used with 4501548
8	4501776		LDDR\SERV\RAD\STEP\2\16" used with 4501774 (NOT SHOWN)
8	4502000		LDDR\SERV\RAD\STEP\2 used with 4502030 (NOT SHOWN)
9	4501742	1	LDDR\SERV\RAD\STEP\2
10	4800003	57	BOLT\HEX\3/8X1
11	4800034	16	BOLT\HEX\3/8X1-1/2
12	4900002	80	NUT\HEX\3/8\NC
13	5000001	127	WASH\FLAT\3/8
14	5000019	79	WASH\LOCK\3/8
15	4703541	1	TANK\OIL\ASSY

Not Shown

4703745			BRKT\SWITCH\LIMIT
4501560	1		DECK\SERVICE\ENG
4501561	2		STEP\SERVICE\ENGINE
4501562	1		DECK\SERVICE\ENG

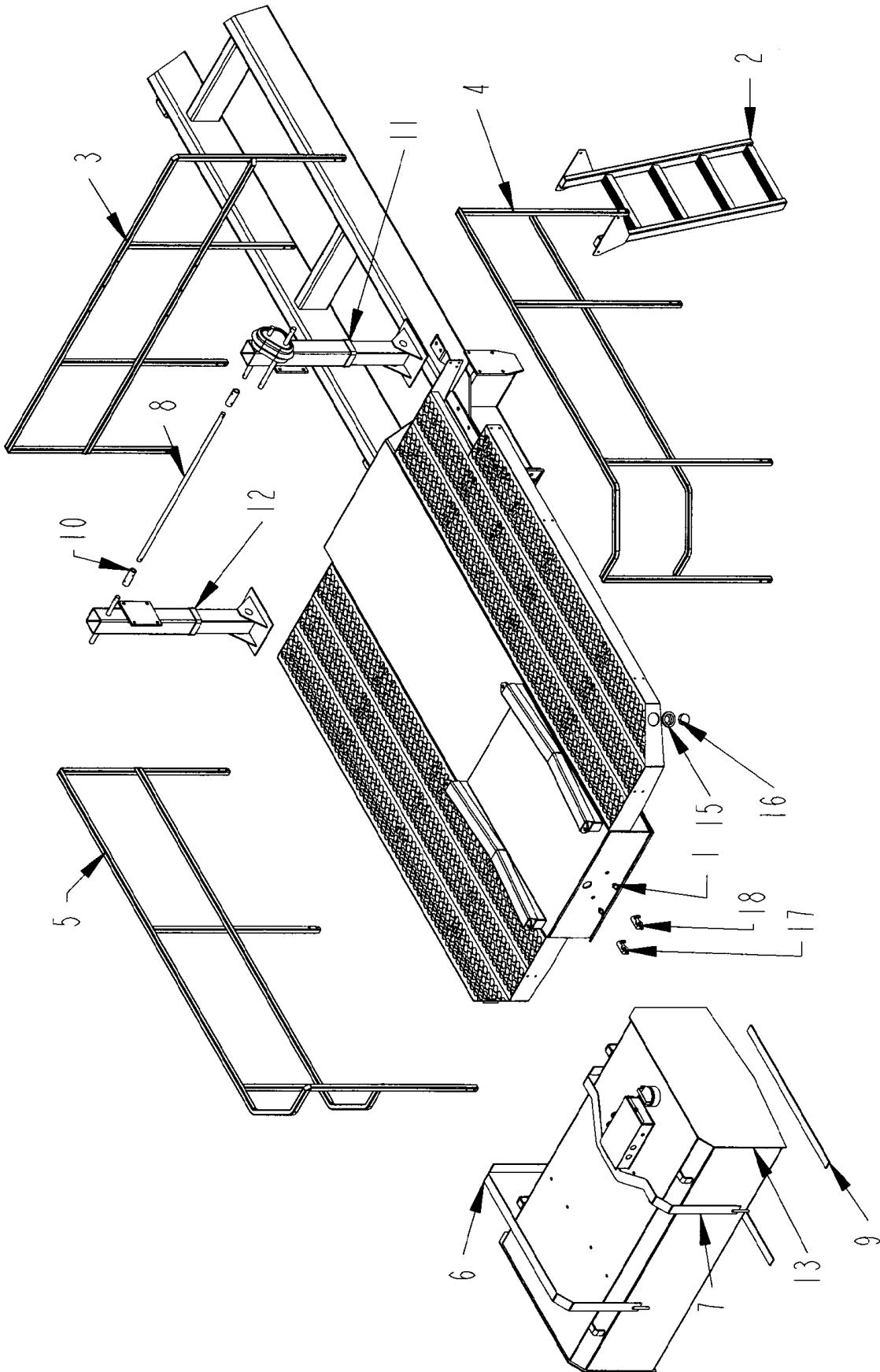
MAINFRAME ASSEMBLY - LOADER OPTION



MAINFRAME ASSEMBLY - LOADER OPTION

ITEM	PART	QTY.	PART DESCRIPTION
1	4501527	2	DECK\SRV\RTR
2	4501528	2	DECK\SERV\RTR
3	4501531	2	FNDR\TRK\1150
4	4501727	4	BRKT\FNDR
5	4501728	3	BRKT\FNDR
6	4501729	1	MNT\FNDR\
7	4501731	1	MNT\COOLER\HYD\CLUTCH
8	4501774	1	WALKWAY\FRONT\1150, 2 sections
8	4502030	1	WALKWAY\FRONT\1150, 1 section (NOT SHOWN)
9	4501776	1	LDDR\SERV\RAD\STEP\2\16"
9	4502000		LDDR\SERV\RAD\STEP\2 used with 4502030 (NOT SHOWN)
10	4501822	1	WALKWAY\SERV
11	4501825	2	FNDR\TRK\1150
12	4502008	1	BRKT\COOLER\FRONT
13	4502019	1	LDDR\SERV\RTR
14	4502020	1	BRKT\STEP
15	4800003	81	BOLT\HEX\3/8X1
16	4800034	4	BOLT\HEX\3/8X1-1/2
17	4800098	3	BOLT\HEX\3/8X1-1/4\NC
18	4900002	88	NUT\HEX\3/8\NC
19	5000001	155	WASH\FLAT\3/8
20	5000019	89	WASH\LOCK\3/8

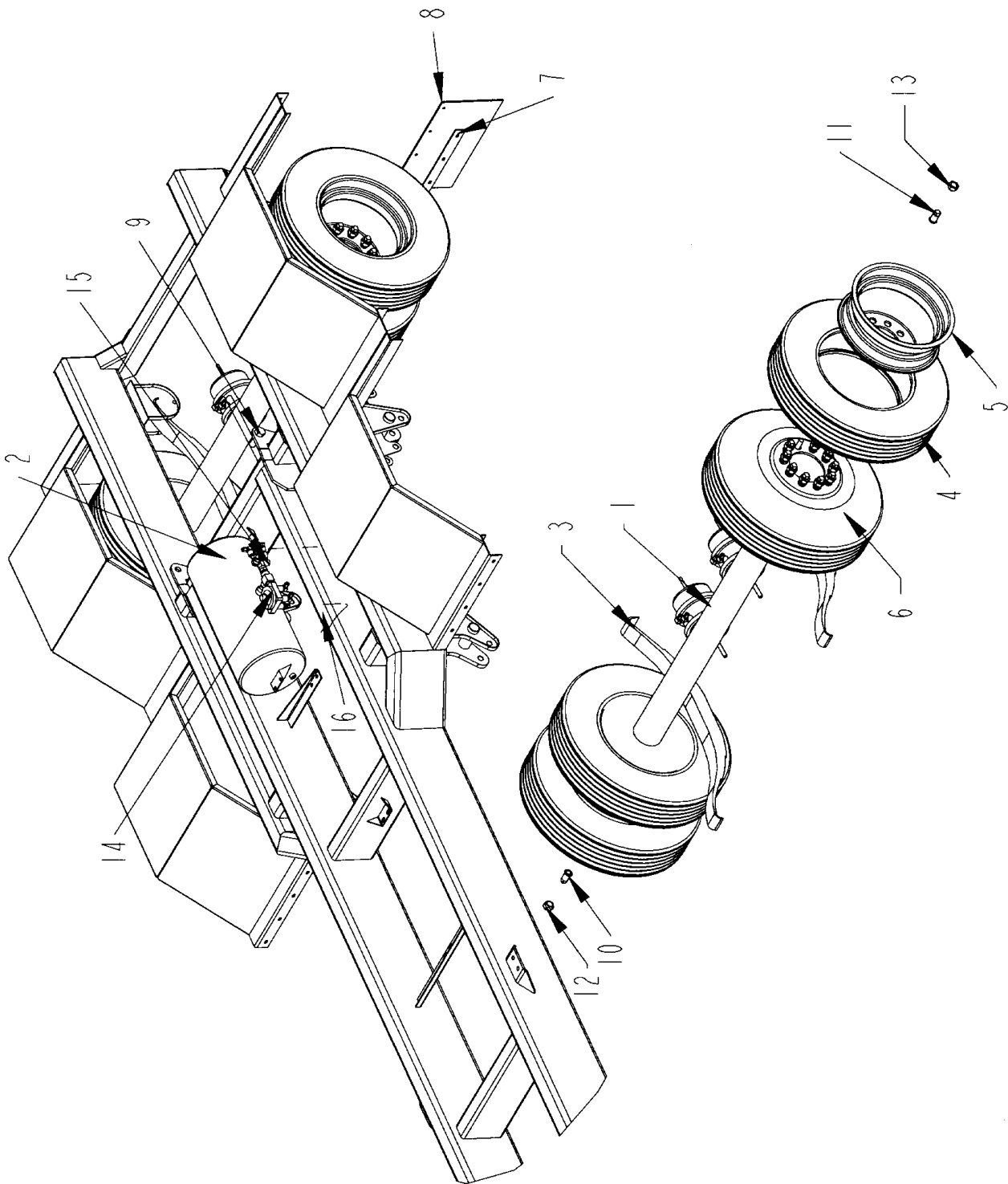
CHASSIS SUBASSEMBLY - 1155 - FRONT



CHASSIS SUBASSEMBLY - 1155 - FRONT

ITEM	PART	QTY.	PART DESCRIPTION
1	3800506	2	FTG\1/2MPX1/4FP\1-3/4\BULKHEAD
2	4501720	1	LDDR\SERV\DECK\FRNT
3	4501722	1	RAIL\FIFTHWHL
4	4501723	1	RAIL\FIFTHWHL
5	4501724	1	RAIL\FIFTHWHL
6	4501738	1	STRAP\TIEDOWN\TANK\FUEL
7	4501739	1	STRAP\TIEDOWN\TANK\FUEL
8	4501740	1	SHFT\CPLR\JACK\DUAL\1X47
9	4700403	2	PAD\TANK\FUEL
10	4700404	2	CPLR\SHFT\JACK\FRM\MN
11	4702902	1	JACK\LH\FRM\MN\HD9
12	4702903	1	JACK\RH\FRM\MN\HD9
13	4703055	1	TANK\FUEL\72-1/2X44-1/2X24-1/2
14	4800140	1	BOLT\HEX\1X3\NC
15	5700202	2	LAMP\GRMMT\2-1/2KIT\W\PLUG
16	5700203	2	LAMP\CL\12VDC\2-1/2ROUND\YELLOW\SEALED
17	7500461	1	GLAD HAND SERVICE
18	7500462	1	GLAD HAND EMERGENCY
19	7500714	7	CLAMP\CUSH\HD\#20\1-5/16

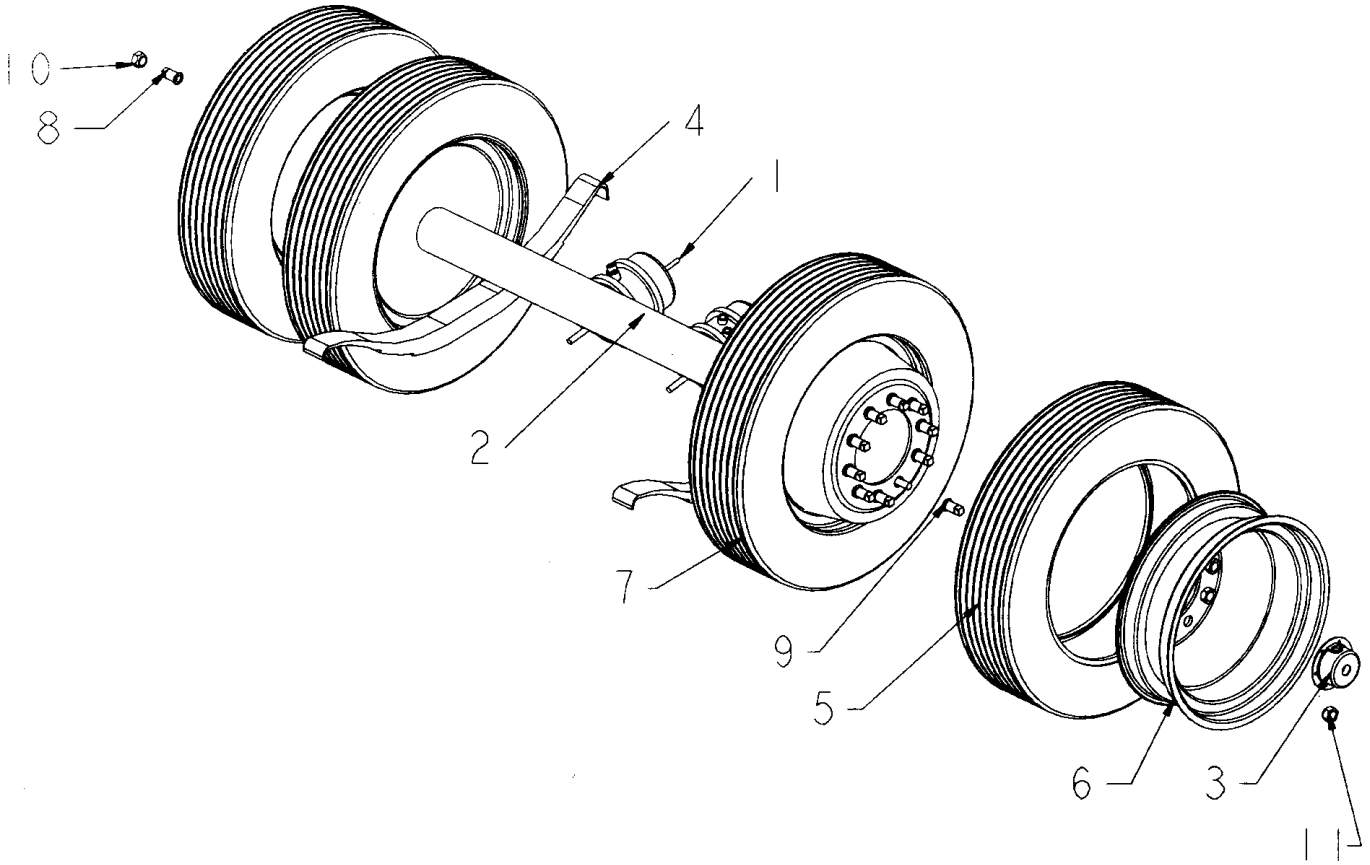
CHASSIS SUBASSEMBLY - 1155 - REAR



CHASSIS SUBASSEMBLY - 1155 - REAR

ITEM	PART	QTY.	PART DESCRIPTION
1	2500638	2	AXLE\22.5K\79-1\2HUBFACE
2	2500919	1	AIR TANK HD10\3010\1155
	2500957	1	TANK\AIR\2880\2BUNG\SIDE
3	2500954	4	3LEAF\SPRNG\9700\4012
4	2600029	8	TIRE\255.70R22.5
5	2600634	8	WHL\RIM\10-BOLT\22.5X8.25
6	2600815	8	WHEEL\4012
7	4701609	2	BRKT\FLAP\MUD
8	4701771	2	FLAP\MUD\22-1\2X12X1\4
9	4800140	1	BOLT\HEX\1X3\NC
10	4900162	20	NUT\WHL\3\4\INNER\RH
11	4900163	20	NUT\WHL\3\4\INNER\LH
12	4900164	20	NUT\WHL\3\4\OUTER\RH
13	4900165	20	NUT\WHL\3\4\OUTER\LH
14	7500459	1	VL\SPRING\BRAKE\ for SN up to XXX
15	7500460	1	VL\RLY\SRV\BRAKE\ for SN up to XXX
16	7500714	7	CLAMP\CUSH\HD\#20\1-5\16

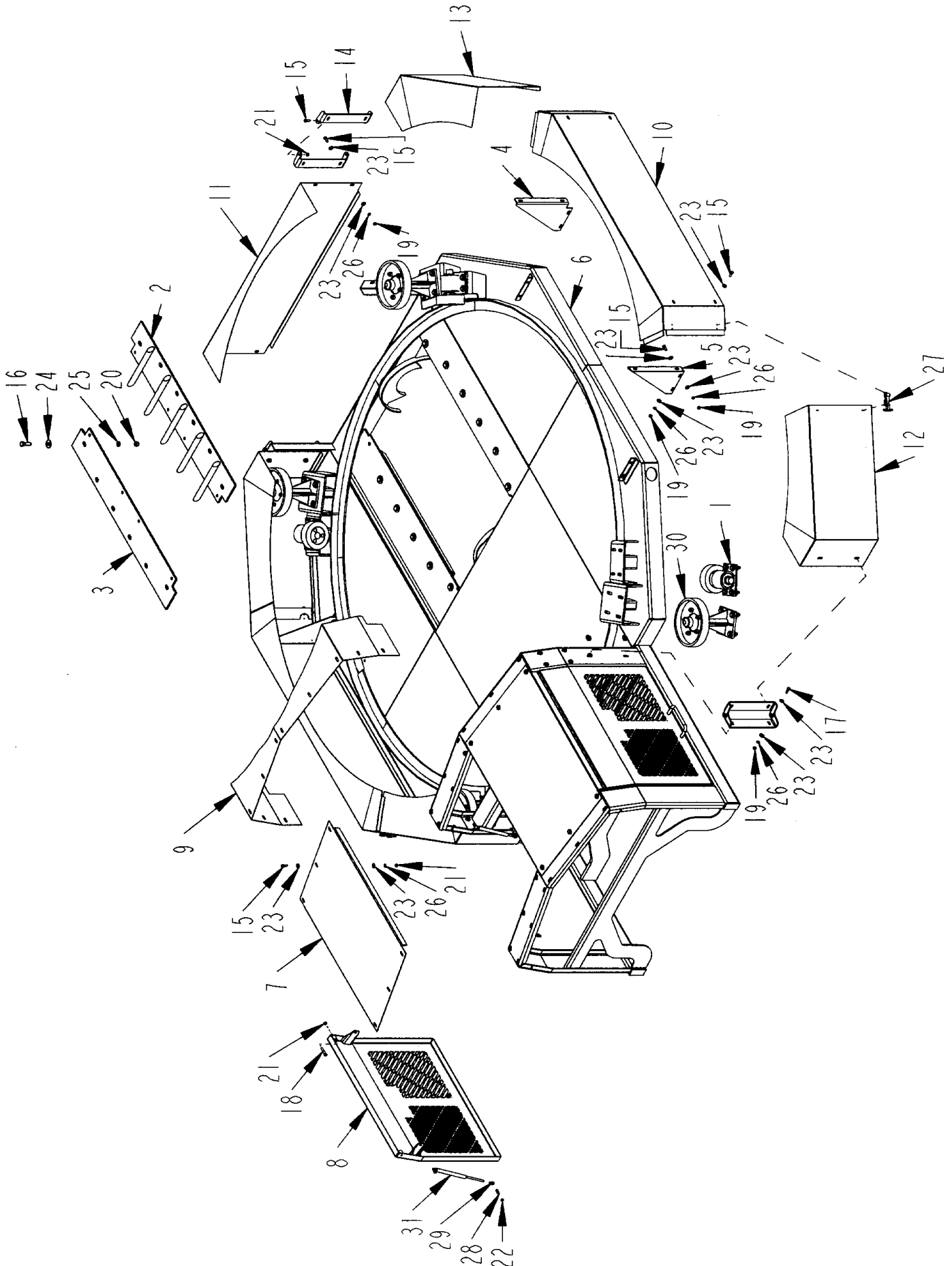
AXLE AND TIRES



AXLE AND TIRES

ITEM	PART	QTY.	PART DESCRIPTION
1	2500632	4	30/30\AIRCHMBR\BRK\KIT\4012
2	2500638	2	AXLE\KIT\4012
3	2500941	1	HUBCAP\PLSTC\22.5K\CR1643
4	2500954	4	3LEAF\SPRNG\9700\4012
5	2600029	8	TIRE\255.70R22.5
6	2600634	8	WHL\RIM\10-BOLT\22.5X8.25
7	2600815	8	WHEEL\4012
8	4900162	20	NUT\WHL\3/4\INNER\RH
9	4900163	20	NUT\WHL\3/4\INNER\LH
10	4900164	20	NUT\WHL\3/4\OUTER\RH
11	4900165	20	NUT\WHL\3/4\OUTER\LH

PLATFORM ASSEMBLY - S.N. UP TO 23-2-DJ-0136

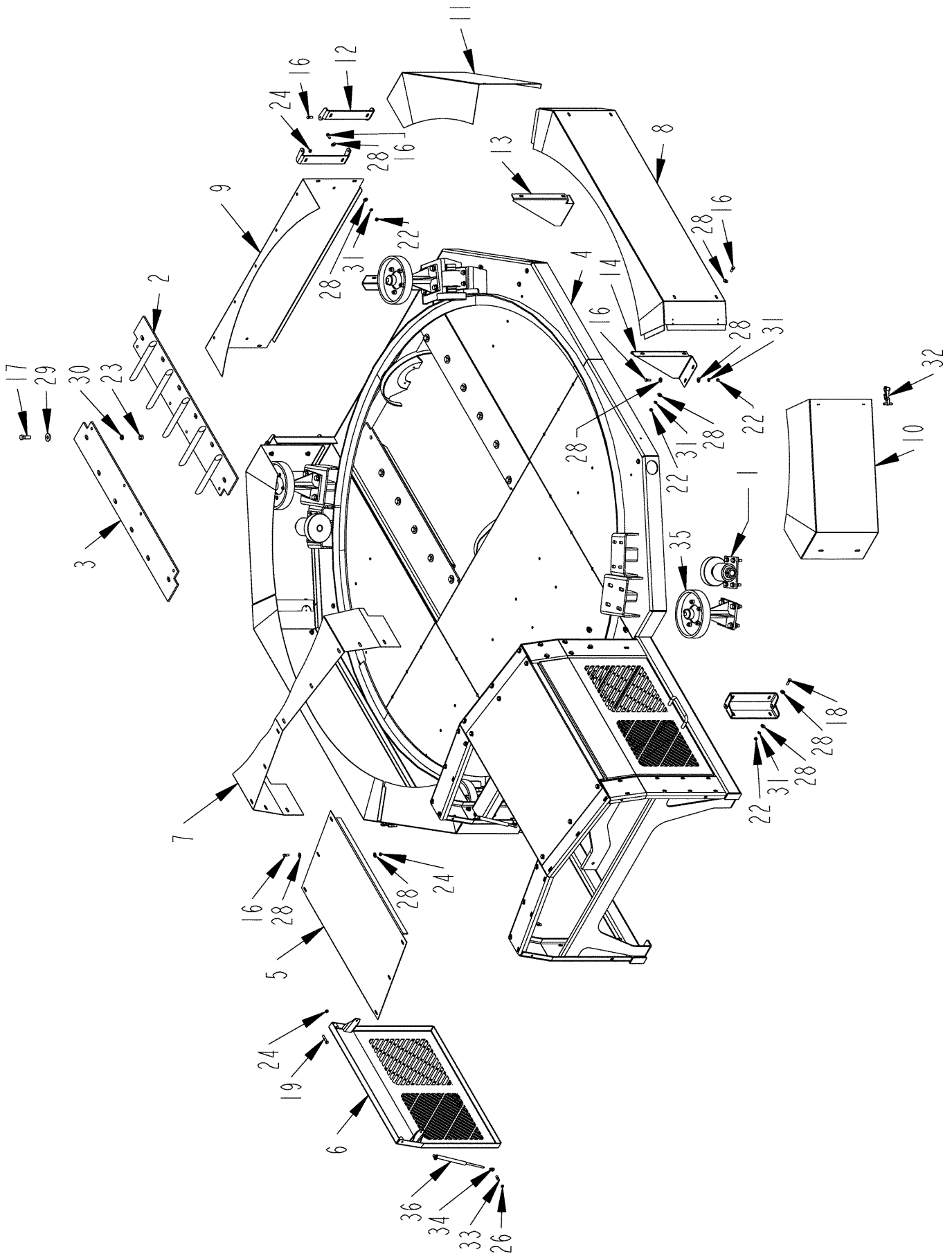


PLATFORM ASSEMBLY - S.N. UP TO 23-2-DJ-0136

ITEM	PART	QTY.	PART DESCRIPTION
1	4704069	4	RLLR\TUB
2	4500715	1	PL\HLDDWN\SCRN\W\TEETH
3	4500716	1	PL\HLDDWN\SCRN
4	4501160	2	BRKT\SHLD\CHAIN\DRIVE\TUB
5	4501161	2	BRKT\SHLD\CHAIN\DRIVE\TUB
6	4501500	1	FRM\PLFRM\TILT\1150
7	4501511	2	CVR\DRV\TUB
8	4501512	2	DOOR\DRV\TUB
9	4501518	1	SHLD\DRIVE\TUB
10	4501520	2	SHLD\TUB\DRV\1150
11	4501533	1	SHLD\CHAIN\DRIVE\TUB\REAR
12	4501534	2	SHLD\DOOR\DRV\TUB\RH
13	4501535	2	SHLD\DOOR\DRV\TUB\LH
14	4501700	8	BRKT\SHLD\RLLR\TUB
15	4800003	58	BOLT\HEX\3/8X1
16	4800010	12	BOLT\HEX\5/8X2
17	4800098	4	BOLT\HEX\3/8X1-1/4\NC
18	4800146	4	BOLT\HEX\3/8X2
19	4900002	32	NUT\HEX\3/8\NC
20	4900005	16	NUT\HEX\5/8\NC
21	4900023	34	NUT\TPLCK\3/8\NC
22	4900142	20	NUT\TPLCK\5/16\NC
23	5000001	108	WASH\FLAT\3/8
24	5000002	12	WASH\FLAT\5/8
25	5000003	16	WASH\LOCK\5/8
26	5000019	54	WASH\LOCK\3/8
27	7500606	8	LATCH\35-MAUSTIN
28	7500664	8	BALL STUD\SHOCK\FITTING\M6
29	7500665	8	END FITTING\GAS SPRING\M6
30	4501623	4	RLLR\PRESS\HVY\10.75\COMP
31	7500663	4	SPRNG\GAS\90LB\9416K224

Not Shown

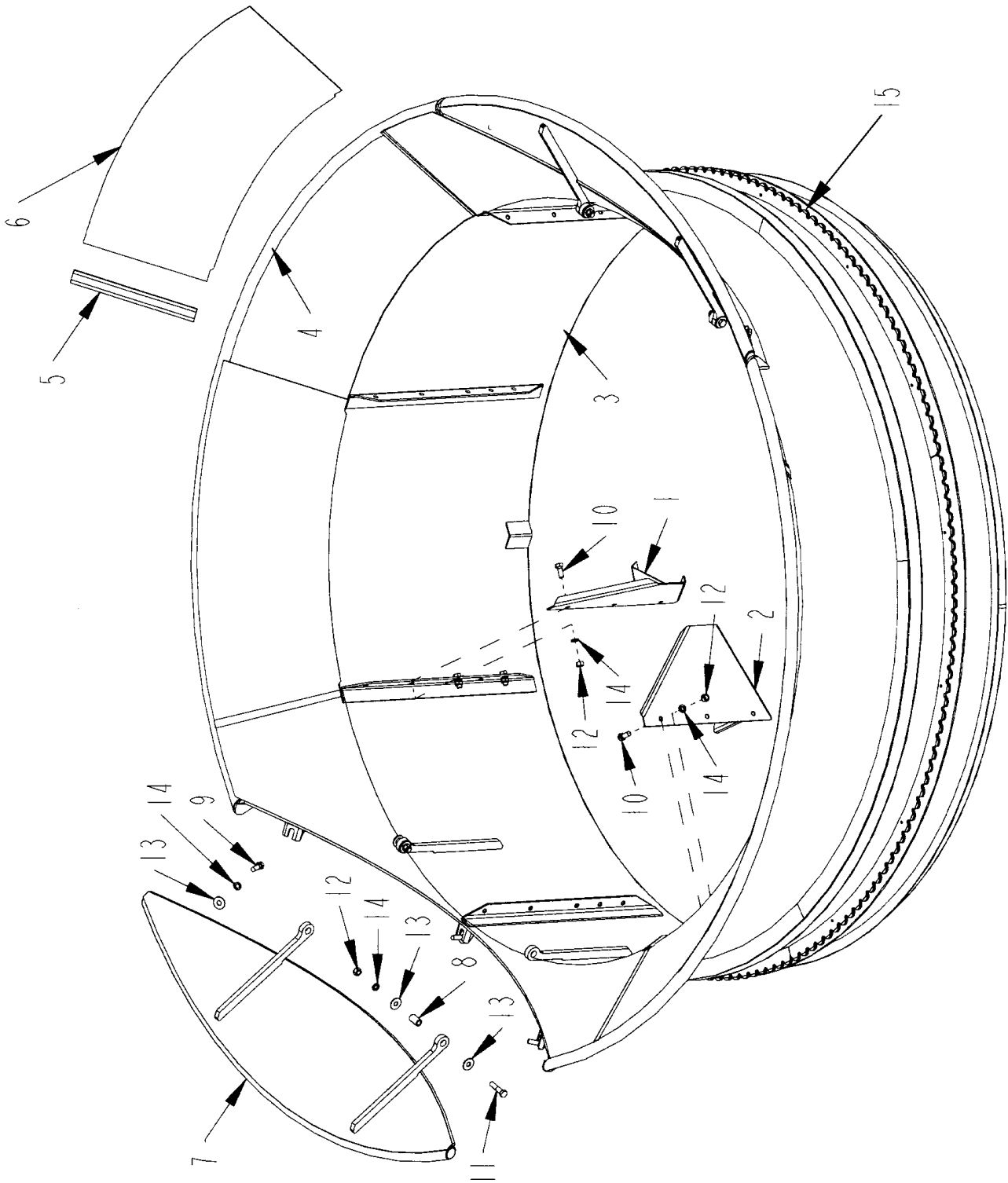
7500666	8	SHOCK\SAFTY\CLIP used with 7500663
4500737	1	STOP\CYL\PLATFORM
4800046		PIN\CLEVIS\3/4X3
4800107		PIN\HAIR\1/8



PLATFORM ASSEMBLY - S.N. 23-2-EJ-0137 TO 23-2-GJ-0190

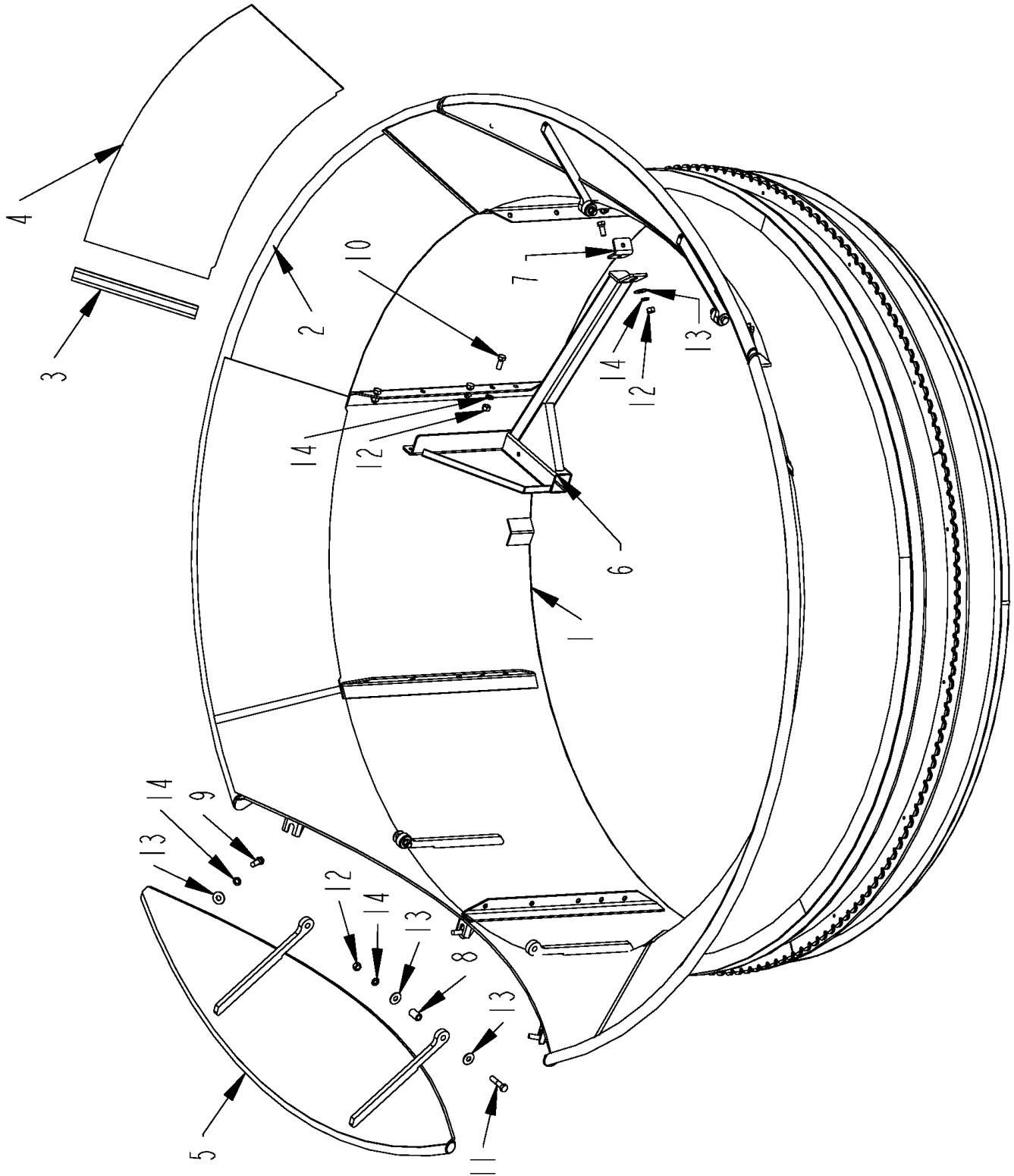
ITEM	PART	QTY.	PART DESCRIPTION
1	4704069	4	RLLR\TUB
2	4500715	1	PL\HLDDWN\SCRN\WTEETH
3	4500716	1	PL\HLDDWN\SCRN
4	4501500	1	FRM\PLFRM\TILT\1150
5	4501511	2	CVR\DRV\TUB
6	4501512	2	DOOR\DRV\TUB
7	4501518	1	SHLD\DRIVE\TUB
8	4501520	2	SHLD\TUB\DRV\1150
9	4501533	1	SHLD\CHAIN\DRIVE\TUB\REAR
10	4501534	2	SHLD\DOOR\DRV\TUB\RH
11	4501535	2	SHLD\DOOR\DRV\TUB\LH
12	4501700	8	BRKT\SHLD\RLLR\TUB
13	4502028	2	BRKT\SHLD\CHAIN\DRIVE\TUB
14	4502029	2	BRKT\SHLD\CHAIN\DRIVE\TUB
15	4703168	2	BRKT\RLLR\TNSN
16	4800003	62	BOLT\HEX\3/8X1
17	4800010	12	BOLT\HEX\5/8X2
18	4800098	4	BOLT\HEX\3/8X1-1/4\NC
19	4800146	4	BOLT\HEX\3/8X2
20	4800930	16	BOLT\FLG\SERR\1/2X1-1/4\NC
21	4800949	16	BOLT\FLG\5/8X2\GR8\NC
22	4900002	32	NUT\HEX\3/8\NC
23	4900005	16	NUT\HEX\5/8\NC
24	4900023	38	NUT\TPLCK\3/8\NC
25	4900100	16	NUT\FLG\TPLCK\1/2\NC
26	4900142	8	NUT\TPLCK\5/16\NC
27	4900178	16	NUT\FLG\TPLCK\5/8\GR8\NC
28	5000001	118	WASH\FLAT\3/8
29	5000002	12	WASH\FLAT\5/8
30	5000003	16	WASH\LOCK\5/8
31	5000019	43	WASH\LOCK\3/8
32	7500606	8	LATCH\35-MAUSTIN
33	7500664	8	BALL STUD\SHOCK\FITTING\M6
34	7500665	8	END FITTING\GAS SPRING \m6
35	4702068	4	RLLR\PRESS\HVY\10.75\COMP
36	7500663	4	SPRNG\GAS\90LB\9416K224
Not Shown			
	7500666	8	SHOCK\SAFETY\CLIP used with 7500663
	4500737	1	STOP\CYL\PLATFORM
	4800046		PIN\CLEVIS\3/4X3
	4800107		PIN\HAIR\1/8

TUB ASSEMBLY S.N. UP TO 23-2-DJ-0136



TUB ASSEMBLY S.N. UP TO 23-2-DJ-0136

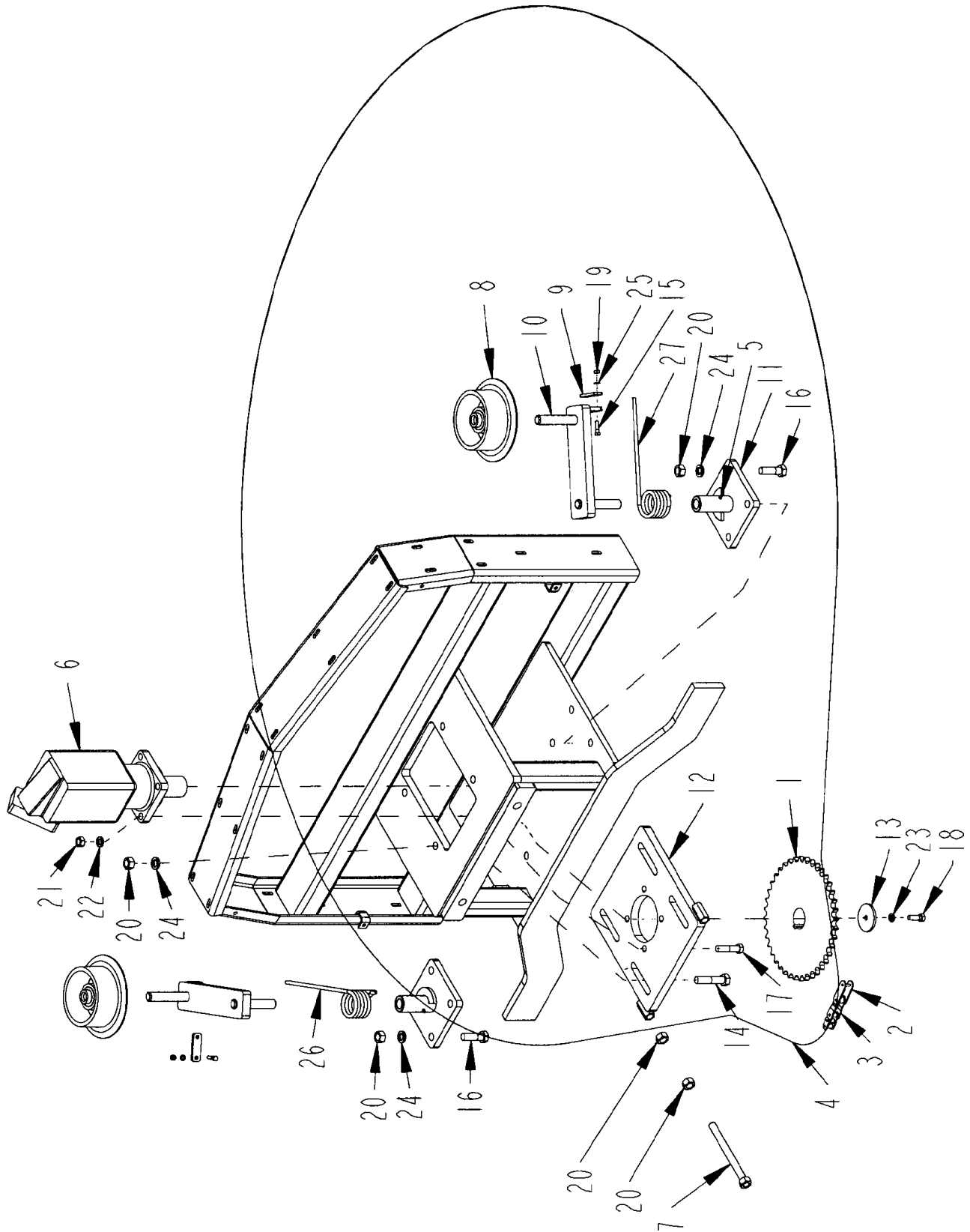
ITEM	PART	QTY.	PART DESCRIPTION
1	4501205	1	AGTTR\TUB\FIN\10
2	4501206	1	AGTTR\TUB\FIN\14
3	4501501	1	TUB\1150
4	4501502	1	TUBE\FLARE\TUB
5	4501503	6	TUB PETAL BAR
6	4501504	4	PETAL\TUB
7	4501505	2	WING\FLARE\TUB\1150
8	4703305	4	BUSH\HNGE\FLAIR\TUB
9	4800010	6	BOLT\HEX\5/8X2
10	4800106	6	BOLT\HEX\5/8X1-1/2
11	4800196	4	BOLT\HEX\5/8X2-3/4
12	4900005	10	NUT\HEX\5/8\NC
13	5000002	14	WASH\FLAT\5/8
14	5000003	16	WASH\LOCK\5/8
15	D1015030	8	TUB SPROCKET TEETH
16	D1014782	1	TUB SPROCKET CHANNEL



TUB ASSEMBLY S.N. 23-2-EJ-0137 THRU 23-2-GJ-0190

ITEM	PART	QTY.	PART DESCRIPTION
1	4501501	1	TUB\1150
2	4501502	1	TUBE\FLARE\TUB
3	4501503	6	TUB PETAL BAR
4	4501504	4	PETAL\TUB
5	4501505	2	WING\FLARE\TUB\1150
6	4501641	2	BRKT\ARMAGTTR\TUB
7	4700265	2	BRKT\AGTTR\TUB
8	4703305	4	BUSH\HNGE\FLAIR\TUB
9	4800010	6	BOLT\HEX\5/8X2
10	4800106	10	BOLT\HEX\5/8X1-1/2
11	4800196	4	BOLT\HEX\5/8X2-3/4
12	4900005	14	NUT\HEX\5/8\NC
13	5000002	16	WASH\FLAT\5/8
14	5000003	20	WASH\LOCK\5/8

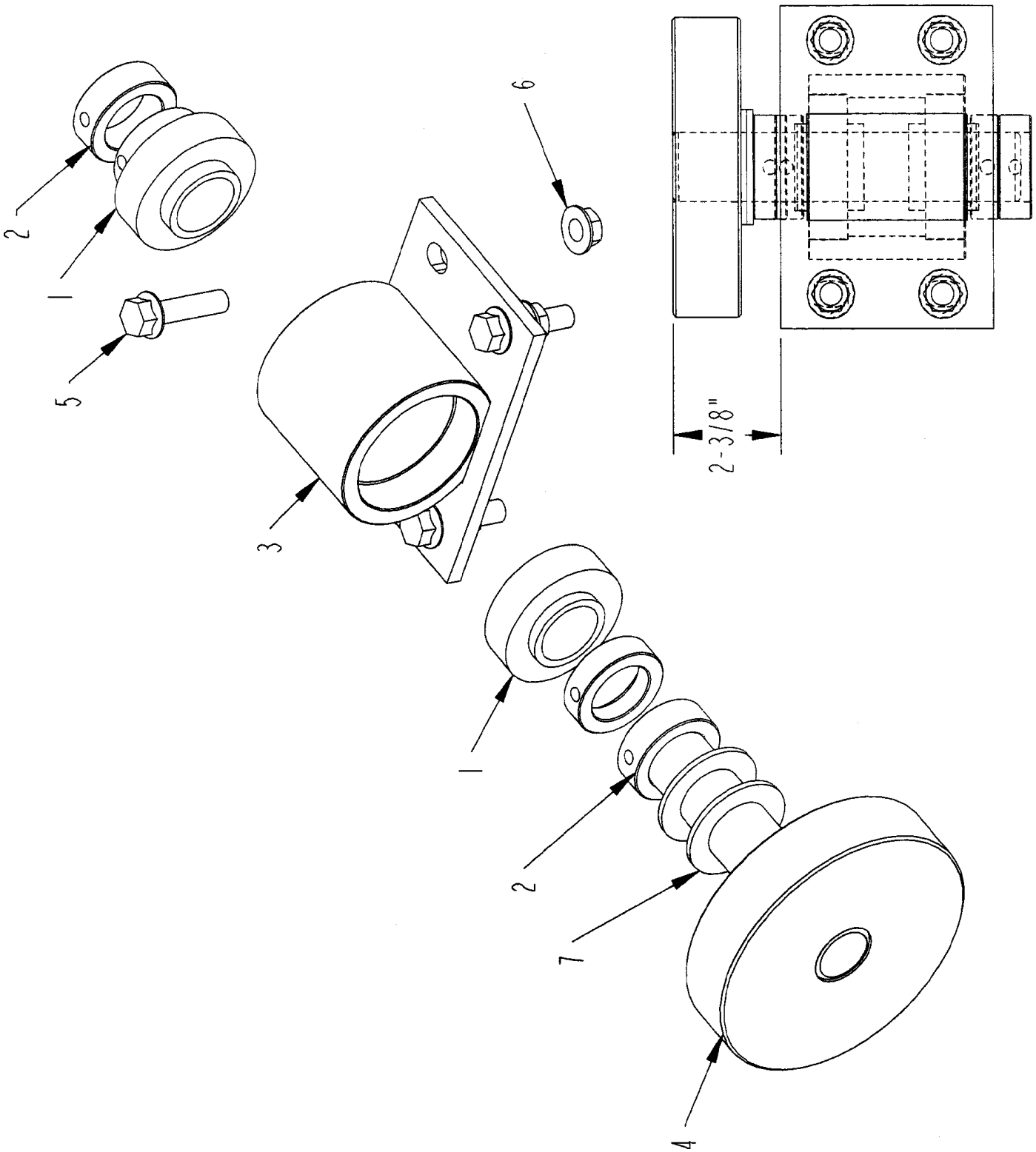
TUB DRIVE ASSEMBLY



TUB DRIVE ASSEMBLY

ITEM	PART	QTY.	PART DESCRIPTION
1	1000237	1	SPKT\80\B\40\2-1/4\1/2KW
2	1100070	1	CHAIN\2080\CL
3	1100071	1	CHAIN\2080\OL
4	1100260	1	CHAIN\2080\183
5	3800082	2	FTG\LUB\1\4NFXZERK\ADAPT
6	4200035	1	MTR\HYD\1191031-003
6A	4200121	1	MTR\HYD\40.6\10000\2-1/4\1-5/16FOR
7	4501328	2	BOLT\HEX\3\4X8-1/2
8	4501331	2	RLLR\DR\TUB THRU SN 0136
8A	4704024	2	RLLR\TNSR\CHAIN\TUB\CPPD SN 0137 AND UP
9	4501383	2	BRKT\SPRING\
10	4501705	2	BRKT\RLLR\TNSN
11	4501706	2	BRKT\RLLR\TNSN
12	4501707	1	BRKT\MTR\DRV\TUB
13	4703713	1	WASH\MTR\ORBIT
14	4800011	4	BOLT\HEX\3\4X3-1/2
15	4800071	4	BOLT\HEX\5\16X1-1/4
16	4800115	8	BOLT\HEX\3\4X2-1/2
17	4800196	4	BOLT\HEX\5\8X2-3/4
18	4800575	1	BOLT\HEX\1\2X1-1/2\NF
19	4900003	4	NUT\HEX\5\16\NC
20	4900004	18	NUT\HEX\3\4\NC
21	4900005	4	NUT\HEX\5\8\NC
22	5000003	4	WASH\LOCK\5/8
23	5000006	1	WASH\LOCK\1/2
24	5000012	12	WASH\LOCK\3/4
25	5000022	4	WASH\LOCK\5/16
26	6100078	1	SPG\DR\TUB
27	6100079	1	SPG\DR\TUB

TUB ROLLER ASSEMBLY



TUB ROLLER ASSEMBLY

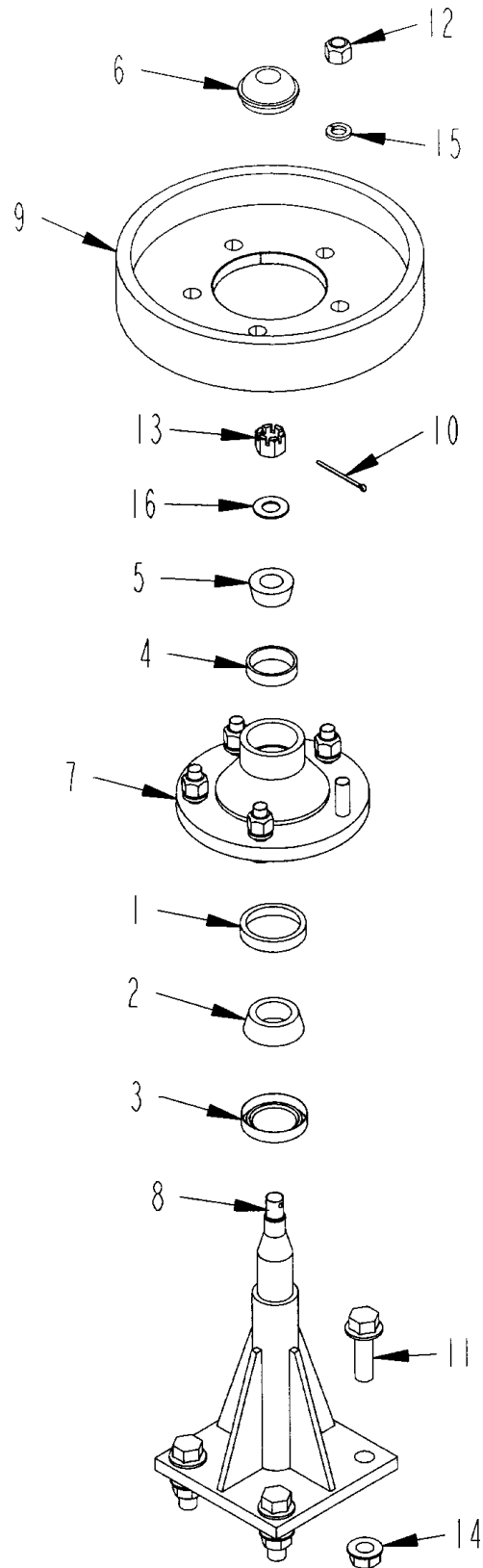
ITEM	PART	QTY.	PART DESCRIPTION
1	2000573	2	BRG\CYL\1-1/2W-ECCENTRIC COLLAR\COATD
	2000078	2	BRG\CYL\1-1/2\SET;SCR
2	2000813	1 or 2	CLLR\SHFT\1-1/2\SET
3	4702007	1	BRG\PB\RLLR\TUB\ASYW\BEARINGINSERTS includes item 1
4	4704116	1	ASSY\ROLLER
5	4800930	4	BOLT\FLG\SERR\1/2X2\NC
6	4900100	4	NUT\FLG\TPLCK\1/2\NC
7	5000008	As Needed	WASH\MACH\1-1/2IDX10GA\NR
	4704119		RLLR\TUB\ASSY\STEEL includes 1, 2, 3, 4, 7

Not Shown

4701863	SHIM\RLLR\TUB\10GA
---------	--------------------

Note - use collar (#2) and washers (#7) to make 2-3/8" measurement

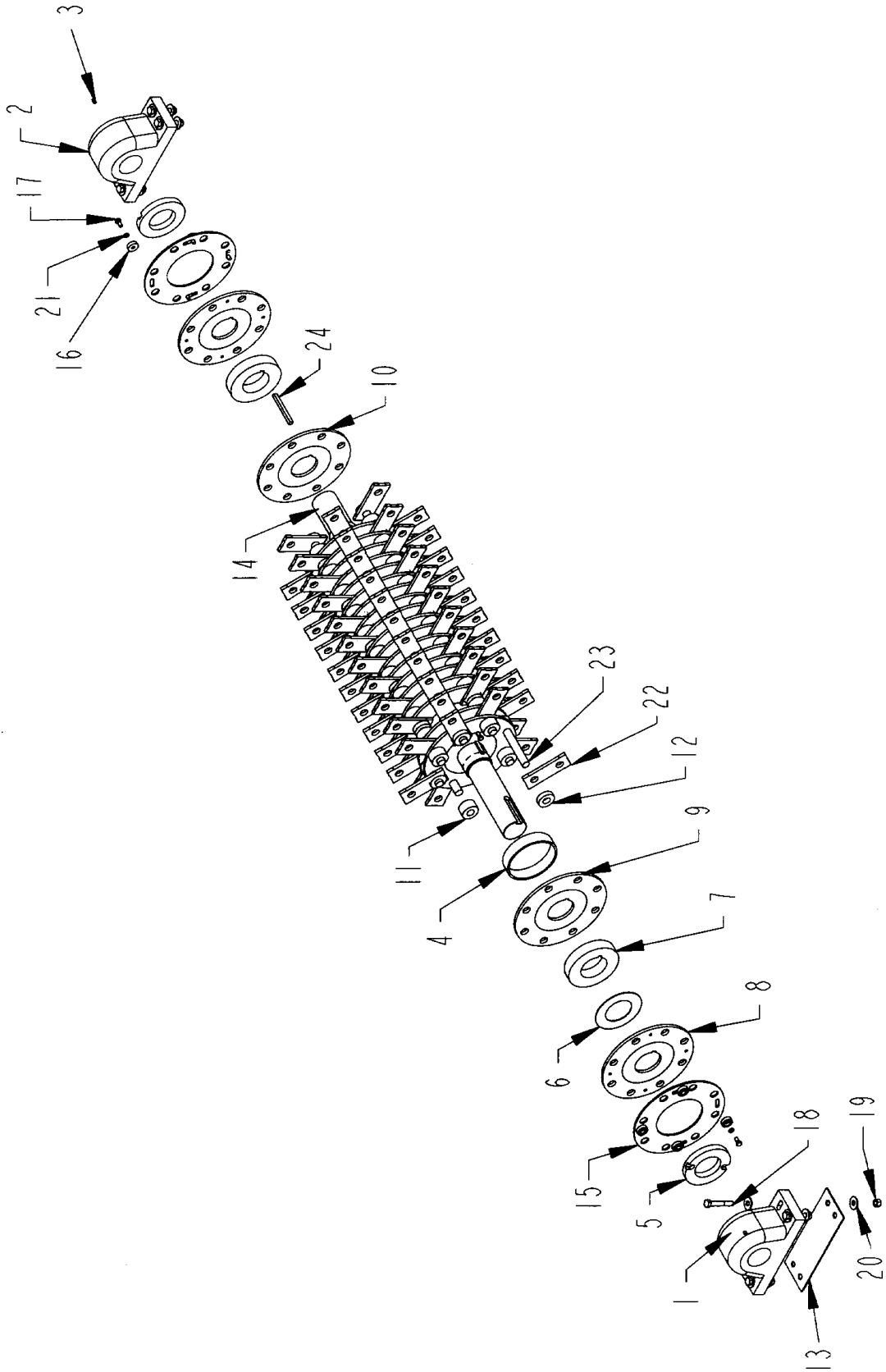
PRESSURE ROLLER ASSEMBLY



PRESSURE ROLLER ASSEMBLY

ITEM	PART	QTY.	PART DESCRIPTION
	4501623		PRESSURE ROLLER ASSEMBLY
1	2900004	1	CUP\INNER\WHEEL HUB
2	2900018	1	CONE\OUTER\WHL;HUB(67048
3	2900055	1	SEAL\WHEEL HUB
4	2900056	1	CUP\OUTER\WHEEL HUB
5	2900061	1	CONE\OUTER\WHEEL HUB
6	2900064	1	CAP\WHEEL HUB
7	2900057	1	HUB\WITH CONES\W/NUTS
8	4501701	1	BRKT\RLLR\PRESS\11\CENTR
9	4501702	1	RLLR\PRESS\HEAVY\10-3/4
10	4800172	1	PIN\COT\1/8X2
11	4800949	4	BOLT\FLG\5/8X2\GR8\NC SN 0127 and up
11A	4800114		BOLT\HEX\1/2X2 SN 0101 to 0126
11B	5000004		WASH\FLAT\1/2 SN 0101 to 0126
12	4900094	5	NUT\TAPER\WHEEL\1/2\NF\
13	4900112	1	NUT\SLOT\5/8\NC
14	4900178	4	NUT\FLG\TPLCK\5/8\GR8\NC SN 0127 and up
14A	5000004		WASH\FLAT\1/2 SN 0101 to 0126
14B	5000006		WASH\LOCK\1/2 SN 0101 to 0126
14C	4900001		NUT\HEX\1/2\NC SN 0101 to 0126
15	5000006	5	WASH\LOCK\1/2
16	5000094	1	WASH\SPINDLE\5/8

ROTOR ASSEMBLY



ROTOR ASSEMBLY

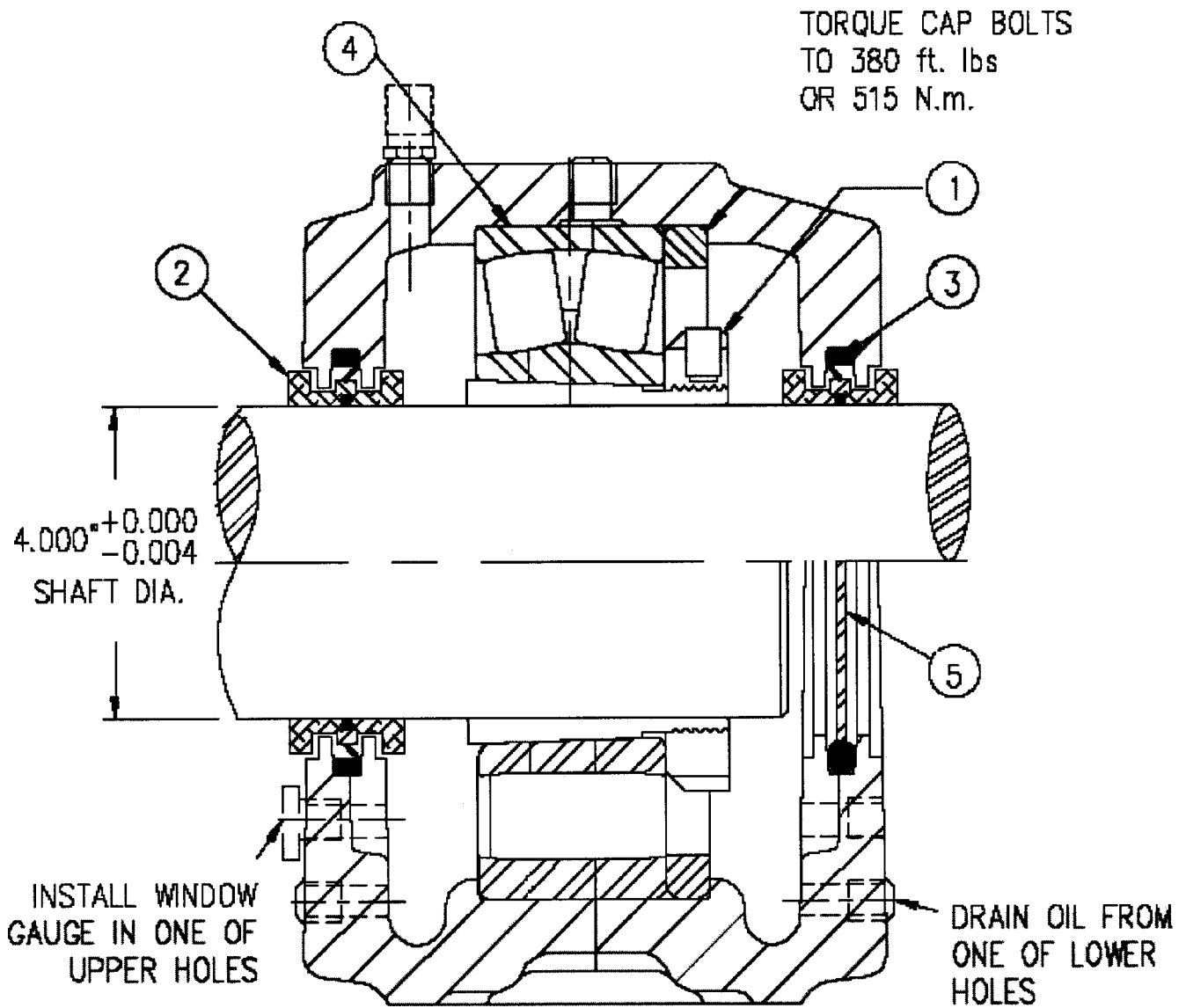
ITEM	PART	QTY.	PART DESCRIPTION
1	2000549	1	BRG\PB\4\SKF\DUCTILE\ADPT;MNT\SPHERICAL
2	2000550	1	BRG\PB\4\SKF\DUCTILE\CARB\ADPT;MNT
3	3800380	2	FTG\VENT\1\8MP
4	4500348	16	SPCR\RTR\1150\8X1.878
5	4500517	2	NUT\CYL 4 1/2"SHFT 1"
6	4500519	1	WASH\THRUST\ROTOR\H1100-E
7	4500521	6	SPCR\CAST\8.80X4.5X1.75
8	4501263	2	PL\RTR\1\2X4-1\2ID\TPPD
9	4501264	16	PL\RTR\1\2X4-1\2ID\GRV
10	4501265	5	PL\RTR\4.5X1\2X15.75
11	4501266	88	SPCR\SHOCK\HMMR\RTR\1150
12	4501267	48	SPCR\HMMR\RTR\1150
13	4501380	1	SHIM\BRG\RTR\7GA
13A	4501583		SHIM\BRG\RTR\16GA
13B	4502460		SHIM\BRG\RTR\10GA
14	4501522	1	SHAFT\RTR\1150\4-1\2X72-15\16
15	4700519	2	PL\RTR\MVBL\8.030\DX1\4
16	4704292	8	WASHER\PL\MOVEABLE\RTR
17	4800085	9	BOLT\HEX\1\2X1
18	4800139	8	BOLT\HEX\3\4X4-1\2
19	4900106	8	NUT\NYLCK\3\4\NC
20	5000005	16	WASH\FLAT\3\4
21	5000006	8	WASH\LOCK\1\2
22	5200179	88	1/2" X 3" 2-HOLE SWING HAMMER
23	5300105	8	ROD\HMMR\1-1\4X50
24	6200035	4	KEY\RECT\1\2X5\8X6-1\4

4501757

RTR\NEW\50X1.25RD\1150

hammers, rods and bearings not included

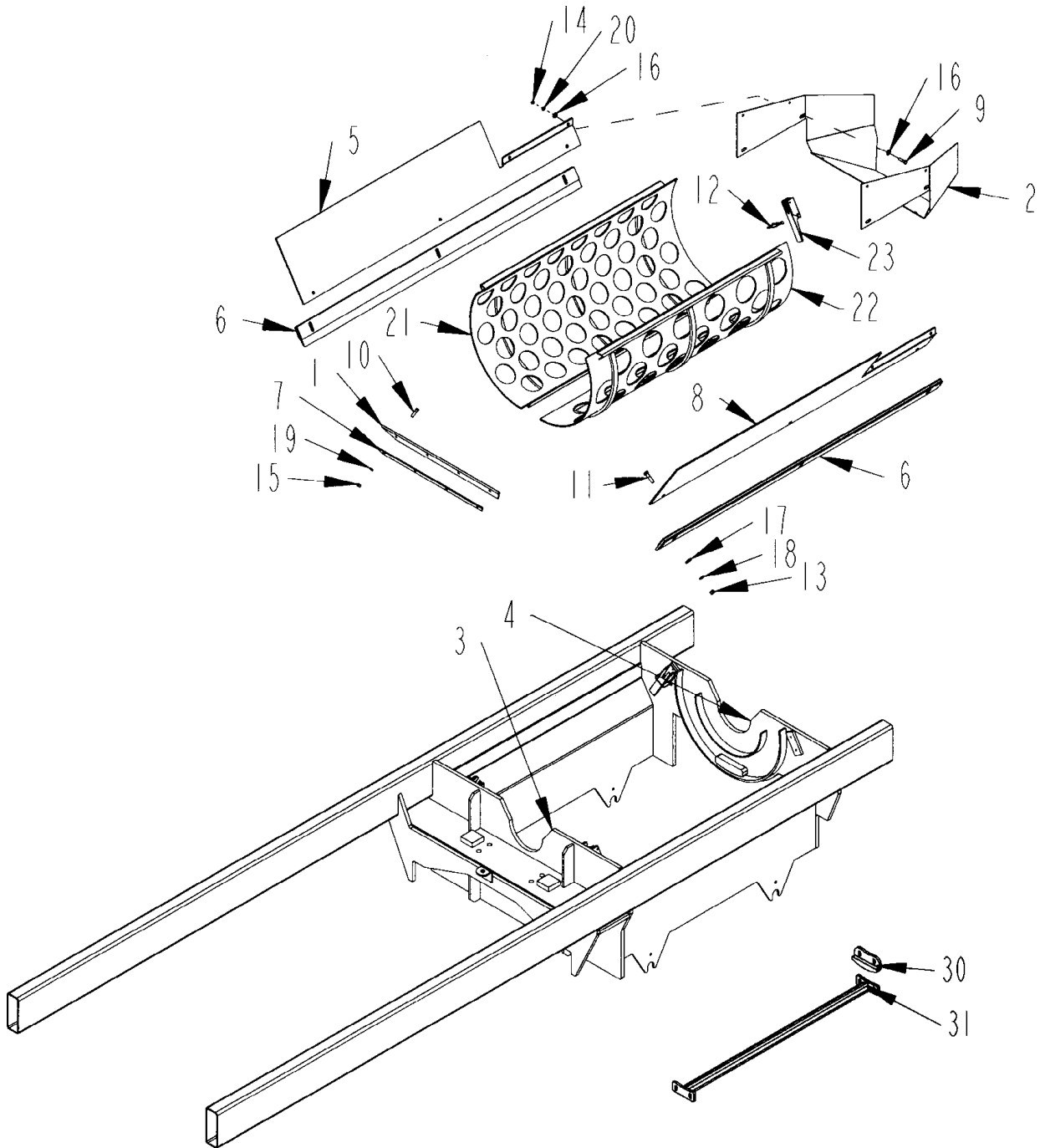
ROTOR BEARINGS



ROTOR BEARINGS

ITEM	PART	QTY.	PART DESCRIPTION
2000549			
1	2000566		BRG\PB\4"\SLV&NUT
2	2000560		BRG\PB\4\SEAL\ALUM;RING W/ O-RING
3	2000551		BRG\PB\4\SEAL\HIGH;SPEED;TEFLON
4	2000563		BRG\INS\4\SKF\SPHER
2000550			
1	2000566		BRG\PB\4"\SLV&NUT
2	2000560		BRG\PB\4\SEAL\ALUM;RING W/ O-RING
3	2000551		BRG\PB\4\SEAL\HIGH;SPEED;TEFLON
4	2000564		BRG\INS\4\SKF\CARB
5	2000565		BRG\PB\4\SKF\END CAP
	3800831		FTG\3/8MP\SIGHTGLASS
	3800832		FTG\3/4MP\SIGHTGLASS
	3800380		FTG\VENT\1/8MP\321620

ROTOR BOX ASSEMBLY S.N. 0101 THRU 0136



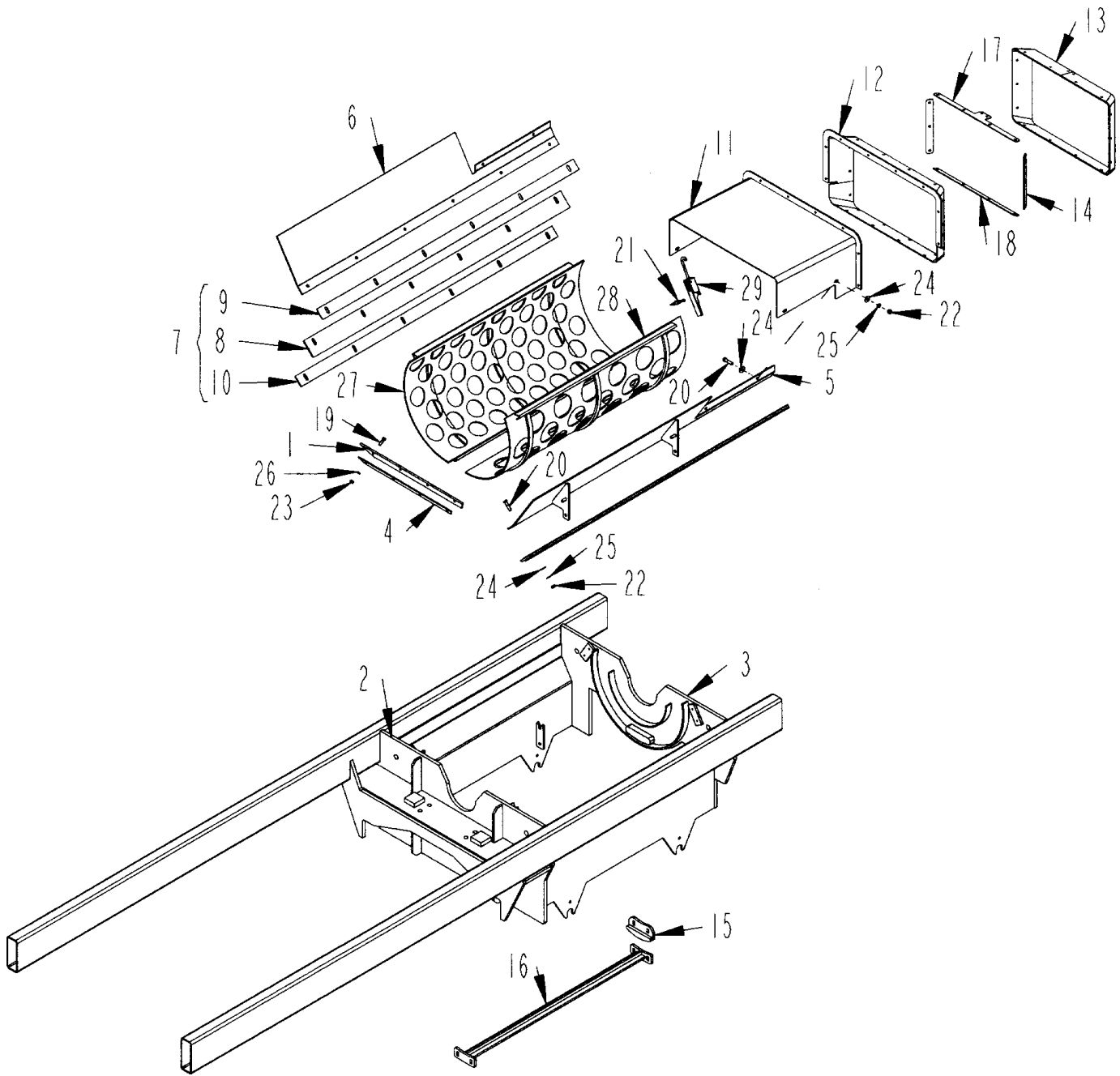
ROTOR BOX ASSEMBLY S.N. 0101 THRU 0136

ITEM	PART	QTY.	PART DESCRIPTION
1	4501324	1	BELT\SEAL\CNVYR\BELLY\FRONT
2	4501325	1	GUIDE\MATL\CNVYR\BELLY
3	4501364	1	PL\END\BOX\CYL\FRONT
4	4501365	1	PL\END\BOX\CYL\REAR
5	4501374	1	GUIDE\MATL\CNVYR\BELLY\RH
6	4501376	2	SEAL\CNVYR\BELLY
7	4501770	1	STRAP\BELT\RET\BELLY\1150
8	4503154	1	DFLCTR\CNVYR\BELLY
9	4800034	4	BOLT\HEX\3/8X1-1/2
10	4800040	4	BOLT\HEX\7/16X1-1/2
11	4800114	6	BOLT\HEX\1/2X2
12	4800911	4	PIN\LYNCH\1/4X2-1/2\
13	4900001	6	NUT\HEX\1/2\NC
14	4900002	4	NUT\HEX\3/8\NC
15	4900025	4	NUT\HEX\7/16\NC
16	5000001	8	WASH\FLAT\3/8
17	5000004	6	WASH\FLAT\1/2
18	5000006	6	WASH\LOCK\1/2
19	5000015	4	WASH\LOCK\7/16
20	5000019	4	WASH\LOCK\3/8
21		1	See Screen List
22		1	See Screen List
23	7501045	4	LATCH\ADJ\OTC\4" GRIP
30	4501837	2	HOLDDOWN\SCREEN\LOWER
31	4501838	1	GUIDE\SCREEN

SCREENS

5400095	SCREEN\1/8" HOLE\1/4\H1100
5400074	SCREEN\3/16" HOLE\1/4\H1100
5400052	SCREEN\1/4" HOLE\1/4\H1100
5400053	SCREEN\3/8" HOLE\1/4\H1100
5400054	SCREEN\1/2" HOLE\1/4\H1100
5400055	SCREEN\5/8" HOLE\1/4\H1100
5400056	SCREEN\3/4" HOLE\1/4\H1100
5400049	SCREEN\1" HOLE\1/4\H1100
5400066	SCREEN\1 1/2" HOLE\1/4\H1100
5400050	SCREEN\2" HOLE\1/4\H1100
5400051	SCREEN\3" HOLE\1/4\H1100
5400062	SCREEN\4" HOLE\1/4\H1100
5400102	SCREEN\5" HOLE\1/4\H1100
5400110	SCREEN\6" HOLE\1/4\H1100E
5400111	SCREEN\7" HOLE\1/4\H1100E
5400103	SCREEN\8" HOLE\1/4\H1100
5400080	SCREEN\DUMMY\1/4\H1100

ROTOR BOX ASSEMBLY S.N. 0137 THRU 0146



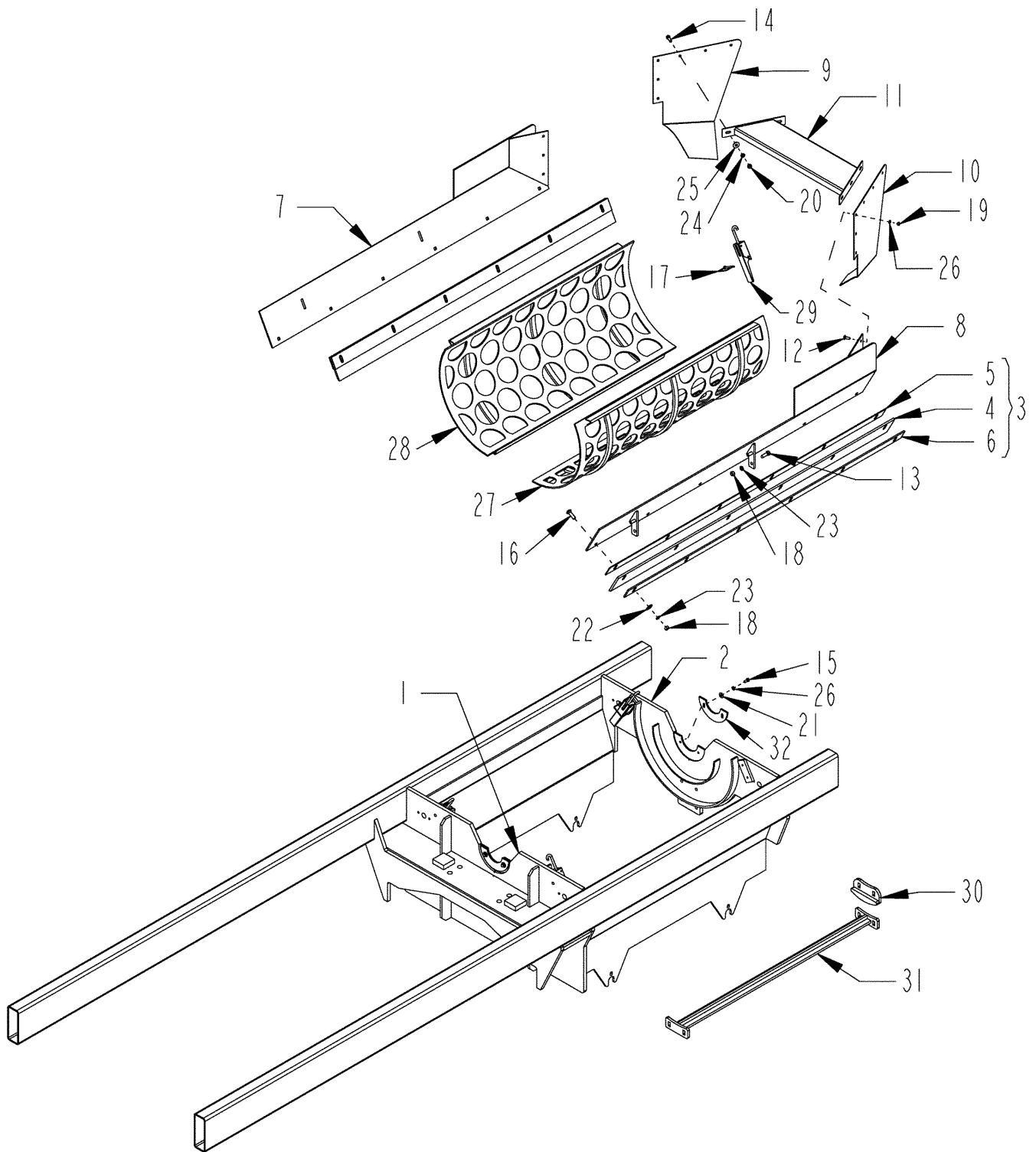
ROTOR BOX ASSEMBLY S.N. 0137 THRU 0146

ITEM	PART	QTY.	PART DESCRIPTION
1	4501324	1	BELT\SEAL\CNVYR\BELLY\FRONT
2	4501364	1	PLI\END\BOX\CYL\FRONT
3	4501365	1	PLI\END\BOX\CYL\REAR
4	4501770	1	STRAP\BELT\RET\BELLY\1150
5	4501811	1	DFLCTR\CNVYR\BELLY\L.H.
6	4501812	1	GUIDE\MATL\CNVYR\BELLY\RH
7	4501813	2	SEAL\CNVYR\BELLY
8	4501814	2	BELT\SKIRT\CNVYR\BELLY
9	4501815	2	DBLR\SKIRT\BELT\CNVYR
10	4501816	2	DBLR\SKIRT\BELT\CNVYR
11	4501817	1	CVR\CNVYR\BELLY
12	4501818	1	CHUTE\CNVYR
13	4501819	1	BELT\CHUTE\CNVYR
14	4501826	2	BRKT\CHUTE\CNVYR\BELLY
15	4501837	1	HOLDDOWN\SCRN\LOWER
16	4501838	1	GUIDE\SCRN
17	4704204	1	BRKT\CHUTE\CNVYR\BELLY
18	4704205	1	BRKT\CHUTE\CNVYR\BELLY
19	4800040	4	BOLT\HEX\7/16X1-1/2
20	4800114	16	BOLT\HEX\1/2X2
21	4800911	1	PIN\LYNCH\1/4X2-1/2\
22	4900001	16	NUT\HEX\1/2\NC
23	4900025	4	NUT\HEX\7/16\NC
24	5000004	20	WASH\FLAT\1/2
25	5000006	16	WASH\LOCK\1/2
26	5000015	4	WASH\LOCK\7/16
27		1	See Screen List
28		1	See Screen List
29	7501045	1	LATCH\ADJ\OTC\4" GRIP

SCREENS

5400095	SCREEN\1/8" HOLE\1/4\H1100
5400074	SCREEN\3/16" HOLE\1/4\H1100
5400052	SCREEN\1/4" HOLE\1/4\H1100
5400053	SCREEN\3/8" HOLE\1/4\H1100
5400054	SCREEN\1/2" HOLE\1/4\H1100
5400055	SCREEN\5/8" HOLE\1/4\H1100
5400056	SCREEN\3/4" HOLE\1/4\H1100
5400049	SCREEN\1" HOLE\1/4\H1100
5400066	SCREEN\1 1/2" HOLE\1/4\H1100
5400050	SCREEN\2" HOLE\1/4\H1100
5400051	SCREEN\3" HOLE\1/4\H1100
5400062	SCREEN\4" HOLE\1/4\H1100
5400102	SCREEN\5" HOLE\1/4\H1100
5400110	SCREEN\6" HOLE\1/4\H1100E
5400111	SCREEN\7" HOLE\1/4\H1100E
5400103	SCREEN\8" HOLE\1/4\H1100
5400080	SCREEN\DUMMY\1/4\H1100

ROTOR BOX ASSEMBLY S.N. 0147 AND UP



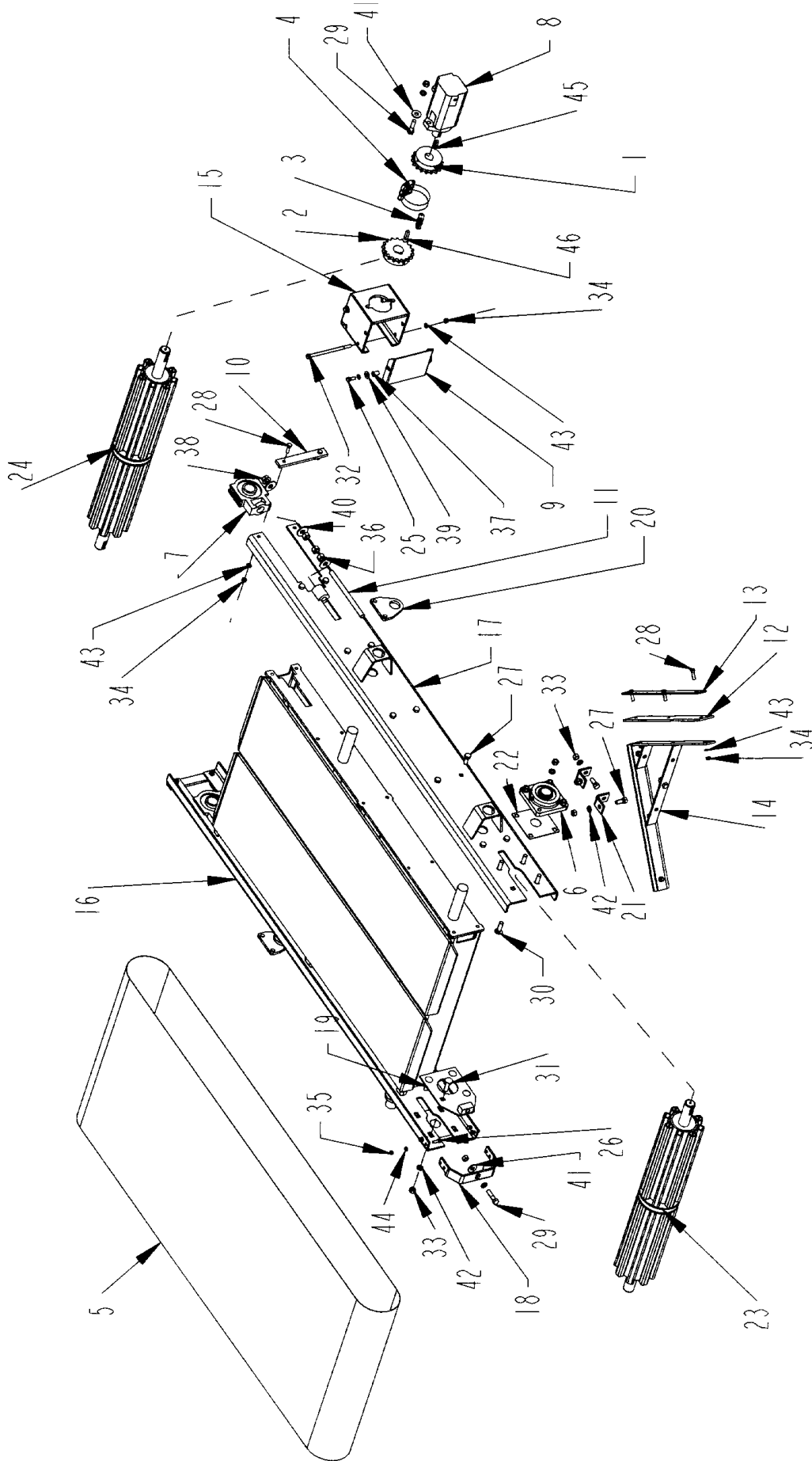
ROTOR BOX ASSEMBLY S.N. 0147 AND UP

ITEM	PART	QTY.	PART DESCRIPTION
1	4501364	1	PL\END\BOX\CYL\FRONT
2	4501790	1	PL\END\BOX\CYL\REAR
3	4501813	2	SEAL\CNVYR\BELLY(Includes Items 4,5,6)
4	4501814	2	BELT\SKIRT\CNVYR\BELLY
5	4501815	2	DBLR\SKIRT\BELT\CNVYR
6	4501816	2	DBLR\SKIRT\BELT\CNVYR
7	4502141	1	GUIDE\MATL\CNVYR\BELLY\RH
8	4502142	1	GUIDE\MATL\CNVYR\BELLY\RH
9	4502143	1	SH\DFLTR\CHUTE\BELLY
10	4502150	1	SH\DFLCT\CONV\DISC
11	4502151	1	CHUTE\CONV\GSST
12	4800053	6	BOLT\CGR\3/8X1\NC
13	4800082	4	BOLT\HEX\1/2X1-1/2
14	4800160	6	BOLT\HEX\7/16X1-1/4
15	4800164	8	BOLT\HEX\3/8X3/4
16	4800201	12	BOLT\CGR\1/2X1-3/4\NC\GR5
17	4800911	4	PIN\LYNCH\1/4X2-1/2\
18	4900001	16	NUT\HEX\1/2\NC
19	4900002	6	NUT\HEX\3/8\NC
20	4900025	6	NUT\HEX\7/16\NC
21	5000001	8	WASH\FLAT\3/8
22	5000004	12	WASH\FLAT\1/2
23	5000006	16	WASH\LOCK\1/2
24	5000015	6	WASH\LOCK\7/16
25	5000016	6	WASH\FLAT\7/16
26	5000019	14	WASH\LOCK\3/8
27		1	See Screen List
28		1	See Screen List
29	7501045	4	LATCH\ADJ\OTC\4" GRIP
30	4501837	2	HOLDDOWN\SCRN\LOWER
31	4501838	1	GUIDE\SCRN
32	4502092	4	SEAL\SHAFT\RTR(S.N. 0167 & UP)

SCREENS

5400095	SCREEN\1/8" HOLE\1/4\H1100
5400074	SCREEN\3/16" HOLE\1/4\H1100
5400052	SCREEN\1/4" HOLE\1/4\H1100
5400053	SCREEN\3/8" HOLE\1/4\H1100
5400054	SCREEN\1/2" HOLE\1/4\H1100
5400055	SCREEN\5/8" HOLE\1/4\H1100
5400056	SCREEN\3/4" HOLE\1/4\H1100
5400049	SCREEN\1" HOLE\1/4\H1100
5400066	SCREEN\1 1/2" HOLE\1/4\H1100
5400050	SCREEN\2" HOLE\1/4\H1100
5400051	SCREEN\3" HOLE\1/4\H1100
5400062	SCREEN\4" HOLE\1/4\H1100
5400102	SCREEN\5" HOLE\1/4\H1100
5400110	SCREEN\6" HOLE\1/4\H1100E
5400111	SCREEN\7" HOLE\1/4\H1100E
5400103	SCREEN\8" HOLE\1/4\H1100
5400080	SCREEN\DUMMY\1/4\H1100

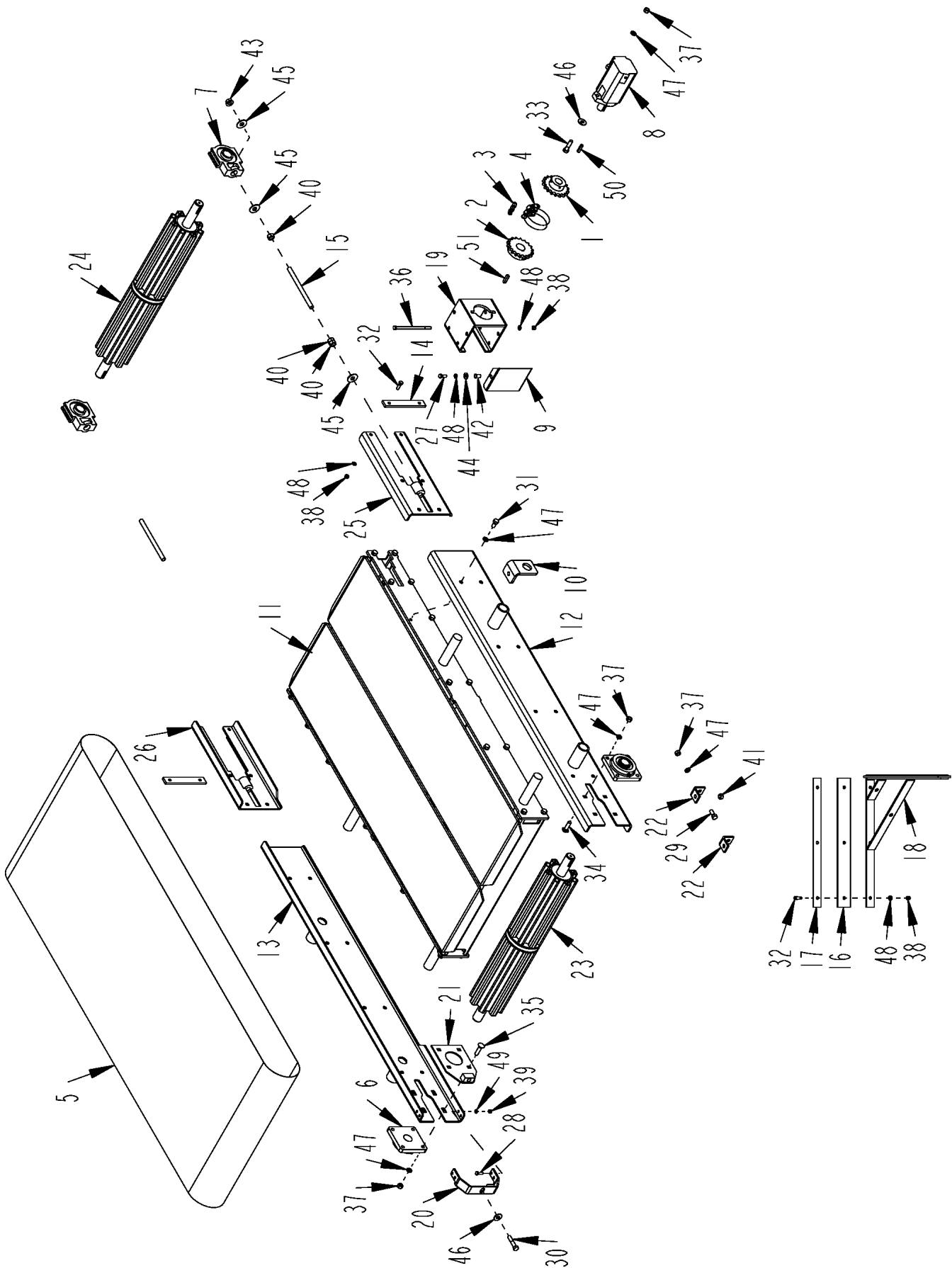
BELLY CONVEYOR ASSEMBLY S.N. 0101 THRU 0136



BELLY CONVEYOR ASSEMBLY S.N. 0101 THRU 0136

ITEM	PART	QTY.	PART DESCRIPTION
1	1000054	1	SPKT\60\B\18\1-1/4\5/16KW
2	1000081	1	SPKT\60\B\18\1-1/2\3/8KW
3	1100064	1	CHAIN\60DBL\CL
4	1100066	1	CHAIN\60DBL\17
5	1700187	1	BELT\CNVYR\30X148.5\CLTD\ENDLESS
6	2000303	2	BRG\FLG\1-1/2\BOLT
7	2000320	2	BRG\TUU\1-1/2\W-ECC\BSEAL
8	3900021	1	MTR\HYD\8\2000
9	4501384	2	GUARD\SPKT\CPLG
10	4702204	2	STRAP\REINFRG\GUIDE\BRG\CNVYR
11	4702205	2	BOLT\ADJ\RLLR\DRV\CNVYR
12	4702644	2	FLAT\SCRPR\PLASTIC\CNVYR\BELLY
13	4702645	2	FLAT\DBLR\SCRPR\CNVYR\BELLY
14	4702839	1	FRM\SCRPR\BELT\CNVYR\BELLY
15	4703439	1	BRKT\MTR\DRV\CNVYR
16	4703935	1	FRM\CNVYR\BELLY
17	4703938	1	FRM\CNVYR\BLTD
18	4703941	1	BRKT\TGHTNR\RLLR\CNVYR
19	4703942	1	BRKT\SLIDE\BRG\CNVYR
20	4703943	2	LOCK\CNVYR\BELLY
21	4704056	2	BRKT\SCRPR\BELT\CNVYR\BELLY
22	4704067	2	PL\SEAL\BRG-S/N 127 AND UP
23	4704101	1	RLLR\IDLER\37-1/2X6\CNVYR\BELLY
24	4704102	1	RLLR\DRIVE\39-3/4X6\CNVYR\BELLY
25	4800003	4	BOLT\HEX\3/8X1
26	4800013	4	BOLT\HEX\5/16X1
27	4800018	14	BOLT\HEX\1/2X1-1/4
28	4800098	10	BOLT\HEX\3/8X1-1/4\NC
29	4800114	3	BOLT\HEX\1/2X2
30	4800201	4	BOLT\CRG\1/2X1-3/4\NC\GR5
31	4800334	4	BOLT\CRG\1/2X2\NC
32	4800580	2	BOLT\HEX\3/8X7
33	4900001	15	NUT\HEX\1/2\NC
34	4900002	12	NUT\HEX\3/8\NC
35	4900003	4	NUT\HEX\5/16\NC
36	4900005	6	NUT\HEX\5/8\NC
37	4900083	4	NUT\INSERT\3/8\LONG\0.15-0.312\(.418/CD)
38	4900110	2	NUT\FLG\SERR\5/8\NC
39	5000001	4	WASH\FLAT\3/8
40	5000002	6	WASH\FLAT\5/8
41	5000004	3	WASH\FLAT\1/2
42	5000006	15	WASH\LOCK\1/2
43	5000019	16	WASH\LOCK\3/8
44	5000022	4	WASH\LOCK\5/16
45	6200004	1	KEY\SQ\5/16X1-1/2
46	6200007	1	KEY\SQ\3/8X1-1/2

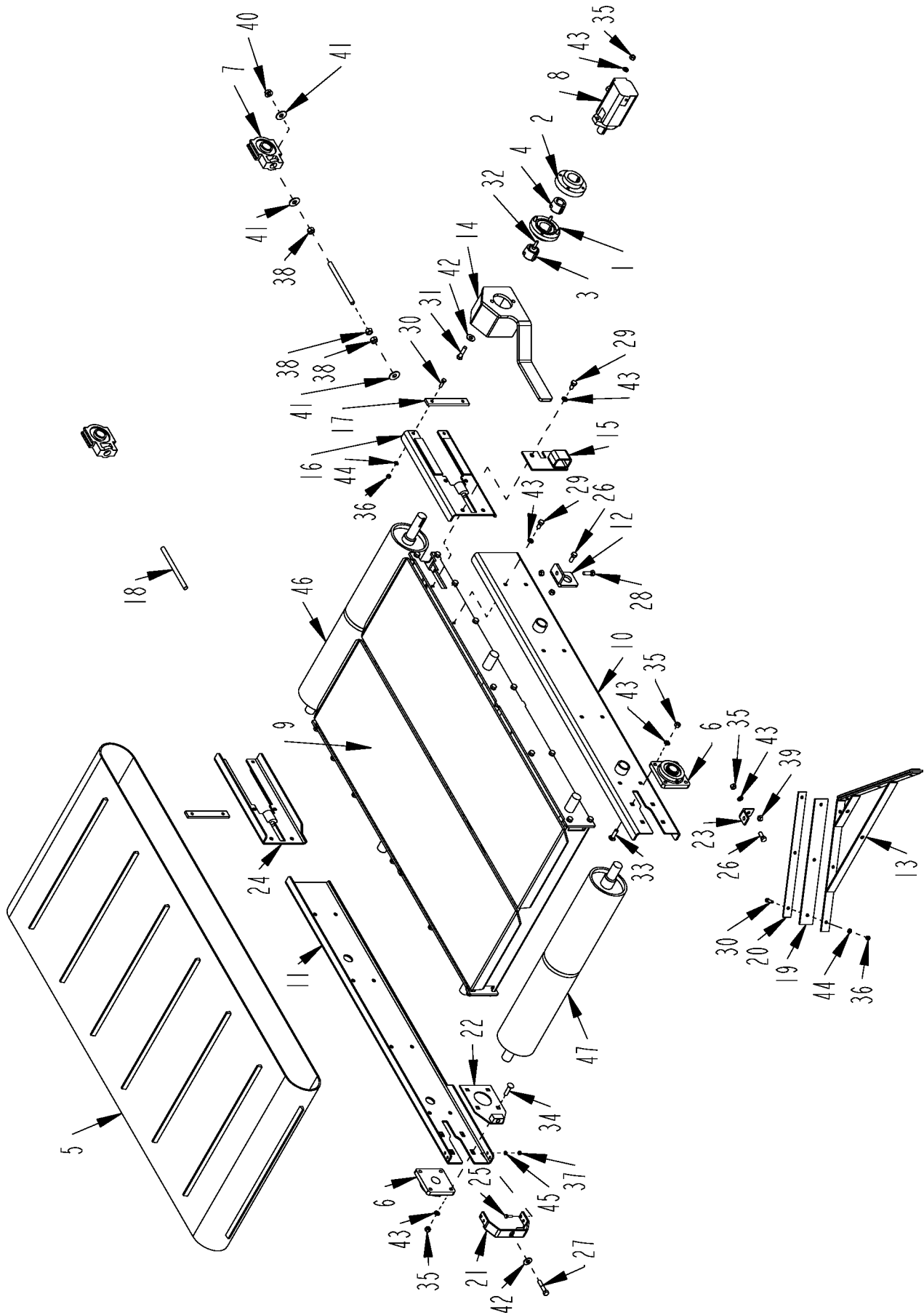
BELLY CONVEYOR ASSEMBLY S.N. 0137 THRU 0146



BELLY CONVEYOR ASSEMBLY S.N. 0137 THRU 0146

ITEM	PART	QTY.	PART DESCRIPTION
1	1000054	1	SPKT\60\B\18\1-1/4\5/16KW
2	1000081	1	SPKT\60\B\18\1-1/2\3/8KW
3	1100064	1	CHAIN\60DBL\CL
4	1100066	1	CHAIN\60DBL\17
5	1700200	1	BELT\CNVYR\30X162\CLTD
6	2000571	2	BRG\FLG\1-1/2\4BOLT\COATD
7	2000572	2	BRG\TUU\1-1/2\W-ECC\COATD
8	3900021	1	MTR\HYD\8\2000
9	4501384	2	GUARD\SPKT\CPLG
10	4501806	4	BRKT\CNVYR\BELLY
11	4501840	1	FRM\CNVYR\BELLY
12	4501841	1	SIDE\CNVYR\BELLY\L.H.
13	4501842	1	SIDE\CNVYR\BELLY\R.H.
14	4702204	2	STRAP\REINFRG\GUIDE\BRG\CNVYR
15	4702205	2	BOLT\ADJ\RLLR\DRV\CNVYR
16	4702644	2	FLAT\SCRPR\PLASTIC\CNVYR\BELLY
17	4702645	2	FLAT\DBLR\SCRPR\CNVYR\BELLY
18	4702839	1	FRM\SCRPR\BELT\CNVYR\BELLY
19	4703439	1	BRKT\MTR\DRV\CNVYR
20	4703941	1	BRKT\TGHTNR\RLLR\CNVYR
21	4703942	1	BRKT\SLIDE\BRG\CNVYR
22	4704056	2	BRKT\SCRPR\BELT\CNVYR\BELLY
23	4704101	1	RLLR\IDLER\37-1/2X6\CNVYR\BELLY
24	4704102	1	RLLR\DRIVE\39-3/4X6\CNVYR\BELLY
25	4704290	1	BRKT\BRG\CNVYR\BELLY\L.H.
26	4704291	1	BRKT\BRG\CNVYR\BELLY\R.H.
27	4800003	4	BOLT\HEX\3/8X1
28	4800013	4	BOLT\HEX\5/16X1
29	4800018	2	BOLT\HEX\1/2X1-1/4
30	4800070	1	BOLT\HEX\1/2X2-1/2
31	4800085	24	BOLT\HEX\1/2X1
32	4800098	10	BOLT\HEX\3/8X1-1/4\NC
33	4800114	2	BOLT\HEX\1/2X2
34	4800201	4	BOLT\CRG\1/2X1-3/4\NC\GR5
35	4800334	4	BOLT\CRG\1/2X2\NC
36	4800580	2	BOLT\HEX\3/8X7
37	4900001	12	NUT\HEX\1/2\NC
38	4900002	12	NUT\HEX\3/8\NC
39	4900003	4	NUT\HEX\5/16\NC
40	4900005	6	NUT\HEX\5/8\NC
41	4900014	2	NUT\PLCK\1/2\NC
42	4900083	4	NUT\INSERT\3/8\LONG\0.15-0.312\(.418/CD)
43	4900110	2	NUT\FLG\SERR\5/8\NC
44	5000001	4	WASH\FLAT\3/8
45	5000002	6	WASH\FLAT\5/8
46	5000004	3	WASH\FLAT\1/2
47	5000006	36	WASH\LOCK\1/2
48	5000019	16	WASH\LOCK\3/8
49	5000022	4	WASH\LOCK\5/16
50	6200004	1	KEY\SQ\5/16X1-1/2
51	6200007	1	KEY\SQ\3/8X1-1/2

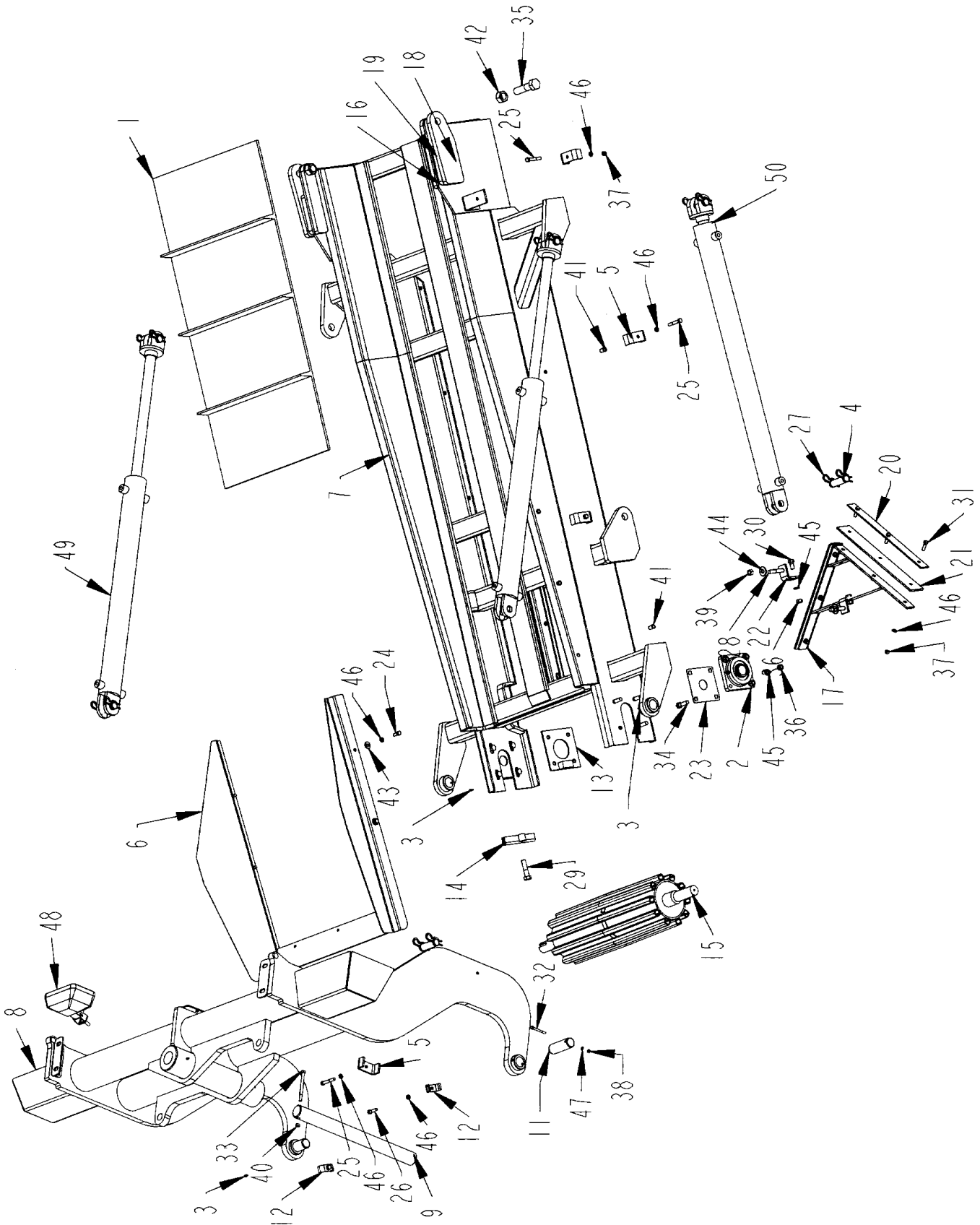
36" BELLY CONVEYOR ASSEMBLY S.N. 0147 AND UP



36" BELLY CONVEYOR ASSEMBLY S.N. 0147 AND UP

ITEM	PART	QTY.	PART DESCRIPTION
1	1400632	1	CPLR\RIGID\MALE\FLANGE\DODGE\003001
2	1400633	1	CPLR\RIGID\FEMALE\FLANGE\DODGE\003002
3	1400634	1	BUSH\TAPER\1-1/2SH\3/8KW\DODGE\119056
4	1400635	1	BUSH\TAPER\1-1/4SH\5/16KW
5	1700219	1	BELT\CNVYR\36X162\CLTD
6	2000571	2	BRG\FLG\1-1/2\4BOLT\COATD
7	2000572	2	BRG\TUU\1-1/2\W-ECC\COATD
8	3900021	1	MTR\HYD\8\2000
9	4502140	1	FRM\CNVYR\BELLY
10	4502152	1	SIDE\CNVYR\BELLY\L.H.
11	4502153	1	SIDE\CNVYR\BELLY\R.H.
12	4502154	4	BRKT\CNVYR\BELLY
13	4502157	1	FRM\SCRPR\BELT\CNVYR\BELLY
14	4502158	1	BRKT\ARM\TORQUE\MTR
15	4502159	1	BRKT\ARM\TORQUE
16	4502160	1	BRKT\BRG\CNVYR\BELLY\L.H.
17	4702204	2	STRAP\REINFRC\GUIDE\BRG\CNVYR
18	4702205	2	BOLT\ADJ\RLLR\DRV\CNVYR
19	4702644	2	FLAT\SCRPR\PLASTIC\CNVYR\BLLY
20	4702645	2	FLAT\DBLR\SCRPR\CNVYR\BELLY
21	4703941	1	BRKT\TGHTNR\RLLR\CNVYR
22	4703942	1	BRKT\SLIDE\BRG\CNVYR
23	4704056	2	BRKT\SCRPR\BELT\CNVYR\BELLY
24	4704291	1	BRKT\BRG\CNVYR\BELLY\R.H.
25	4800013	4	BOLT\HEX\5\16X1
26	4800018	4	BOLT\HEX\1/2X1-1/4
27	4800070	1	BOLT\HEX\1/2X2-1/2
28	4800082	2	BOLT\HEX\1/2X1-1/2
29	4800085	24	BOLT\HEX\1/2X1
30	4800098	10	BOLT\HEX\3/8X1-1/4\NC
31	4800114	2	BOLT\HEX\1/2X2
32	4800167	4	SCR\CAP\ALN\3/8X1-1/4\NC
33	4800201	4	BOLT\CRG\1/2X1-3/4\NC\GR5
34	4800334	4	BOLT\CRG\1/2X2\NC
35	4900001	12	NUT\HEX\1/2\NC
36	4900002	10	NUT\HEX\3/8\NC
37	4900003	4	NUT\HEX\5/16\NC
38	4900005	6	NUT\HEX\5/8\NC
39	4900014	6	NUT\TPLCK\1/2\NC
40	4900110	2	NUT\FLG\SERR\5/8\NC
41	5000002	6	WASH\FLAT\5/8
42	5000004	3	WASH\FLAT\1/2
43	5000006	36	WASH\LOCK\1/2
44	5000019	10	WASH\LOCK\3/8
45	5000022	4	WASH\LOCK\5/16
46	7501311	1	RLLR\DR\36X6\B-GRVE\RBBR
47	7501312	1	RLLR\TAIL\36X6\B-GRV\RBBR

**LOWER DISCHARGE CONVEYOR ASSEMBLY
S.N. 0101 THRU 0126**



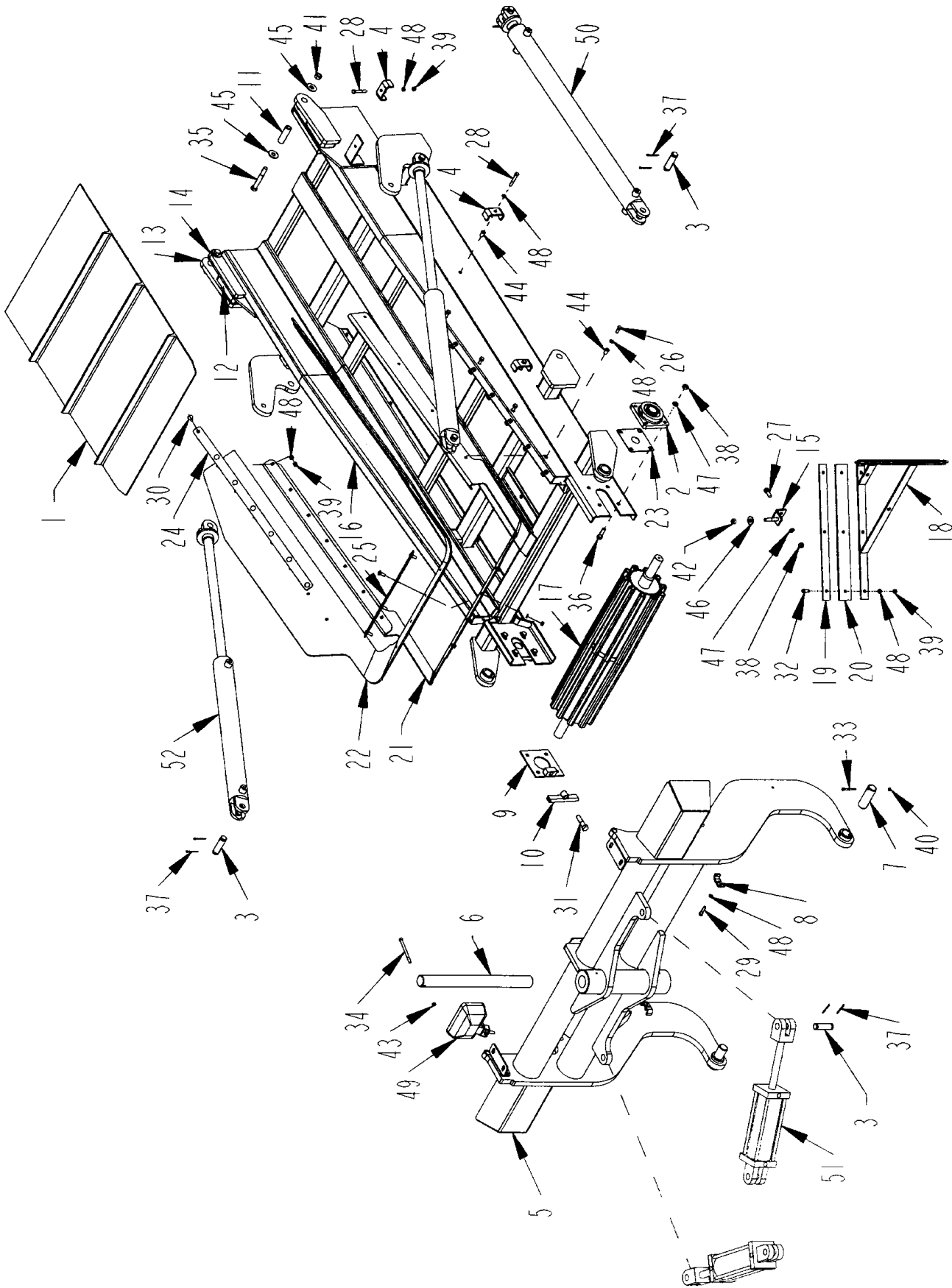
**LOWER DISCHARGE CONVEYOR ASSEMBLY
S.N. 0101 THRU 0126**

ITEM	PART	QTY.	PART DESCRIPTION
1	1700178	1	BELT\CNVYR\24X637
2	2000303	2	BRG\FLG\1-1/2\BOLT
3	3800082	4	FTG\LUB\1/4NFXZERK\ADAPT
4	4100030	8	PIN 1" X 3-1/2" HYD. CYL
5	4500893	4	CLMP\HOSE\3/4
6	4501326	1	CNVR\DISCH\GUIDE
7	4501368	1	FRM\CNVYR\DISCH\LOWER
8	4501373	1	FRM\SWIVEL\CNVYR\DISCH
9	4501381	1	PIN\PIVOT\CNVYR\SWING
10	4501762	1	BRKT\RET\BELT\1150
11	4501765	2	PIN\PIVOT\CNVYR\DISCH
12	4700776	2	CLMP\HOSE\3/8
13	4701528	1	BRKT\ADJ\TRACKING\CNVYR\DISCH
14	4701529	1	HOOK\ROD\ADJ\BELT\CNVYR\DISCH
15	4701555	1	RLLR\IDLER\35-1/2X8\CNVYR\DISCH
16	4702096	2	HINGE\CNVYR\LOWER\SPCR
17	4702140	1	FRM\SCRPR\BELT\CNVYR\DISCH
18	4702149	2	HINGE\CNVYR\LOWER\SPCR
19	4702150	2	HINGE\CNVYR\LOWER\INSIDE
20	4702192	2	FLT\DBL\SCRPR\CNVYR\DISCH
21	4702193	2	FLAT\SCRPR\PLASTIC\CNVYR\DISCH
22	4702473	2	SCRPR\BELT\CNVYR\DISCH
23	4704067	2	PL\SEAL\BRG-S/N 127 AND UP
24	4800003	4	BOLT\HEX\3/8X1
25	4800029	4	BOLT\HEX\3/8X2-1/2
26	4800034	2	BOLT\HEX\3/8X1-1/2
27	4800056	16	PIN\HAIR\3/16(#3)
28	4800068	2	BOLT\HEX\1/2X3
29	4800079	1	BOLT\HEX\5/8X2-1/2
30	4800085	2	BOLT\HEX\1/2X1
31	4800098	6	BOLT\HEX\3/8X1-1/4\NC
32	4800101	2	BOLT\HEX\1/4X2-1/2
33	4800152	1	BOLT\HEX\3/8X4-1/2
34	4800178	8	BOLT\HEX\1/2X1-3/4
35	4800647	2	BOLT\HEX\1X4\NC
36	4900001	10	NUT\HEX\1/2\NC
37	4900002	7	NUT\HEX\3/8\NC
38	4900009	2	NUT\HEX\1/4\NC
39	4900014	2	NUT\TPLCK\1/2\NC
40	4900023	1	NUT\TPLCK\3/8\NC
41	4900083	10	NUT\INSERT\3/8\LONG\0.15-0.312\(.418/CD)
42	4900127	2	NUT\TPLCK\1\NC
43	5000001	4	WASH\FLAT\3/8
44	5000004	2	WASH\FLAT\1/2
45	5000006	10	WASH\LOCK\1/2
46	5000019	16	WASH\LOCK\3/8
47	5000024	2	WASH\LOCK\1/4
48	5700317	2	LAMP\HALOGEN\4X6\24V
48A	5700627		BULB\HALOGEN\24V, replacement bulb for 5700317
49	4100086	2	CYL\HYD\3X30X1-1/2\WLD
50	4100175	2	CYL\HYD\3X36\PARALLEL

Not Shown

1700078 LCNG\CBL\1/8X24
1700083 LCNG\#125\24W\STPLS

**LOWER DISCHARGE CONVEYOR ASSEMBLY
S.N. 0127 THRU 0166**



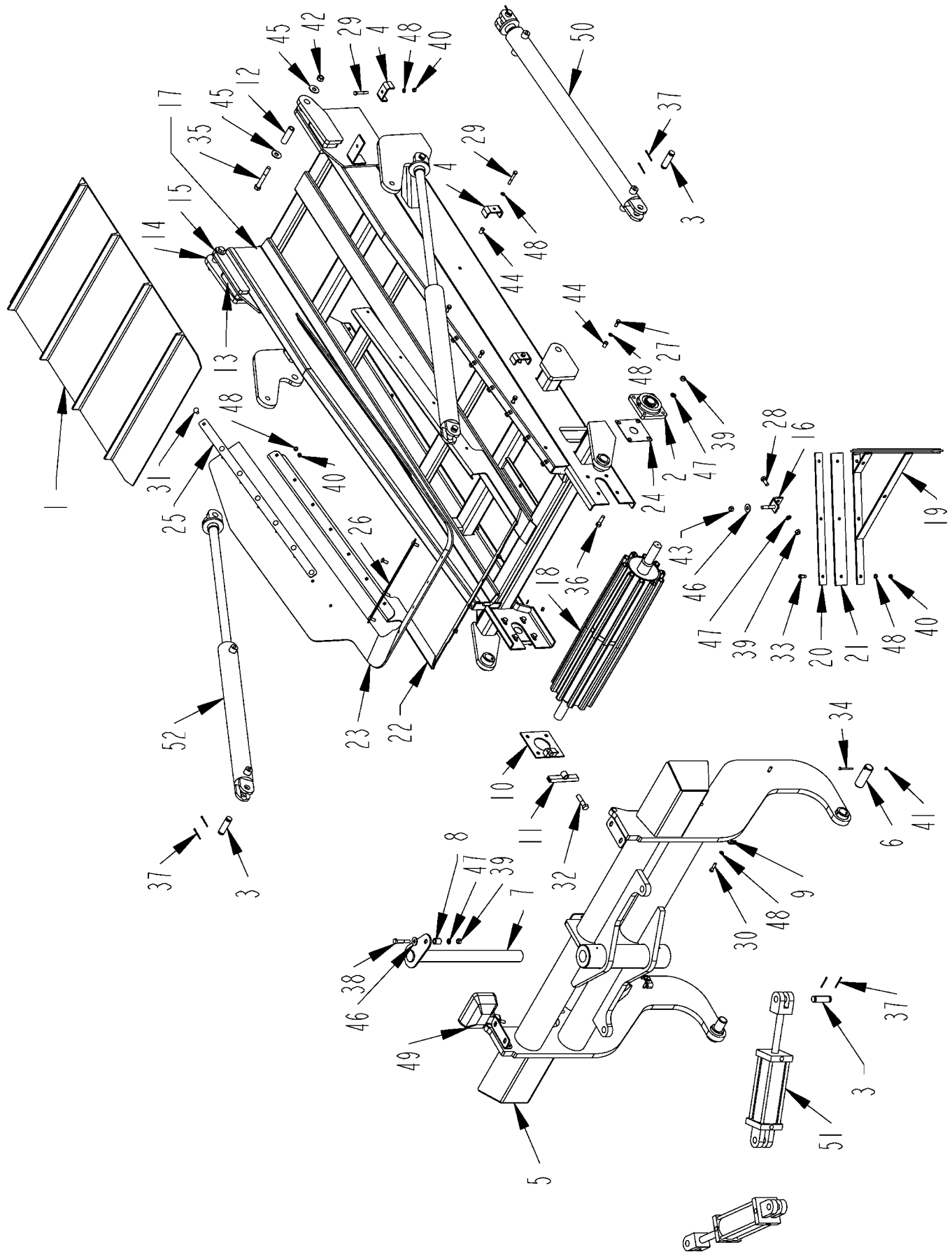
**LOWER DISCHARGE CONVEYOR ASSEMBLY
S.N. 0127 THRU 0166**

ITEM	PART	QTY.	PART DESCRIPTION
1	1700173	1	BELT\CNVYR\30X629
2	2000303	2	BRG\FLG\1-1/2\BOLT
3	4100030	12	PIN 1" X 3-1/2" HYD. CYL.
4	4500893	3	CLMP\HOSE\3/4
5	4501373	1	FRM\SWIVEL\CNVYR\DISCH
6	4501381	1	PIN\PIVOT\CNVYR\SWING
7	4501765	2	PIN\PIVOT\CNVYR\DISCH
8	4700776	2	CLMP\HOSE\3/8
9	4701528	1	BRKT\ADJ\TRACKING\CNVYR\DISCH
10	4701529	1	HOOK\ROD\ADJ\BELT\CNVYR\DISCH
11	4701553	2	BUSH\HINGE\CNVYR\DISCH
12	4702096	2	HINGE\CNVYR\LOWER\SPCR
13	4702149	2	HINGE\CNVYR\LOWER\SPCR
14	4702150	2	HINGE\CNVYR\LOWER\INSIDE
15	4702473	2	SCRPR\BELT\CNVYR\DISCH
16	4703430	1	FRM\CNVYR\DISCH\LOWER
17	4703435	1	RLLR\IDLER\41-1/2X8\CNVYR\DISCH
18	4703438	1	FRM\SCRPR\BELT\CNVYR\DISCH
19	4703443	2	FLT\DBL\SCRPR\CNVYR\DISCH
20	4703444	2	FLAT\SCRPR\PLASTIC\CNVYR\DISCH
21	4703899	1	BRKT\CHUTE\DISCH
22	4703900	1	HPPR\CNVYR\DISCH
23	4704067	2	PL\SEAL\BRG
24	4704208	2	BRKT\CHUTE\CNVYR\BELLY
25	4704209	1	BRKT\CHUTE\CNVYR\BELLY
26	4800003	8	BOLT\HEX\3/8X1
27	4800018	2	BOLT\HEX\1/2X1-1/4
28	4800029	3	BOLT\HEX\3/8X2-1/2
29	4800034	2	BOLT\HEX\3/8X1-1/2
30	4800053	18	BOLT\CRG\3/8X1\NC
31	4800079	1	BOLT\HEX\5/8X2-1/2
32	4800098	6	BOLT\HEX\3/8X1-1/4\NC
33	4800101	2	BOLT\HEX\1/4X2-1/2
34	4800152	1	BOLT\HEX\3/8X4-1/2
35	4800158	2	BOLT\HEX\5/8X4-1/2
36	4800178	8	BOLT\HEX\1/2X1-3/4
37	4800203	24	PIN\COT\5/32X2
38	4900001	10	NUT\HEX\1/2\NC
39	4900002	25	NUT\HEX\3/8\NC
40	4900009	2	NUT\HEX\1/4\NC
41	4900012	2	NUT\PLCK\5/8\NC
42	4900014	2	NUT\PLCK\1/2\NC
43	4900023	1	NUT\PLCK\3/8\NC
44	4900083	6	NUT\INSERT\3/8\LONG\0.15-0.312\(.418/CD)
45	5000002	4	WASH\FLAT\5/8
46	5000004	2	WASH\FLAT\1/2
47	5000006	10	WASH\LOCK\1/2
48	5000019	37	WASH\LOCK\3/8
49	5700317	2	LAMP\HALOGEN\4X6\24V
49A	5700627		BULB\HALOGEN\24V, replacement bulb for 5700317
50	4100175	2	CYL\HYD\3X36\PARALLEL
51	4100210		CYL\HYD\2X8\1-1/4RD\WELDED
52	4100218	2	CYL\HYD\3X30\1-1/2ROD\PARALLEL

NOT SHOWN

1700130	LCNG\R-2\30\PURCH
1700131	LCNG\CBL\R-2\30\W\CLIPS
1700132	LCNG\RIVET\R-2\PURCH
1700137	LCNG\TOOL\R-2\41213\APP

**LOWER DISCHARGE CONVEYOR ASSEMBLY
S.N. 0167 AND UP**



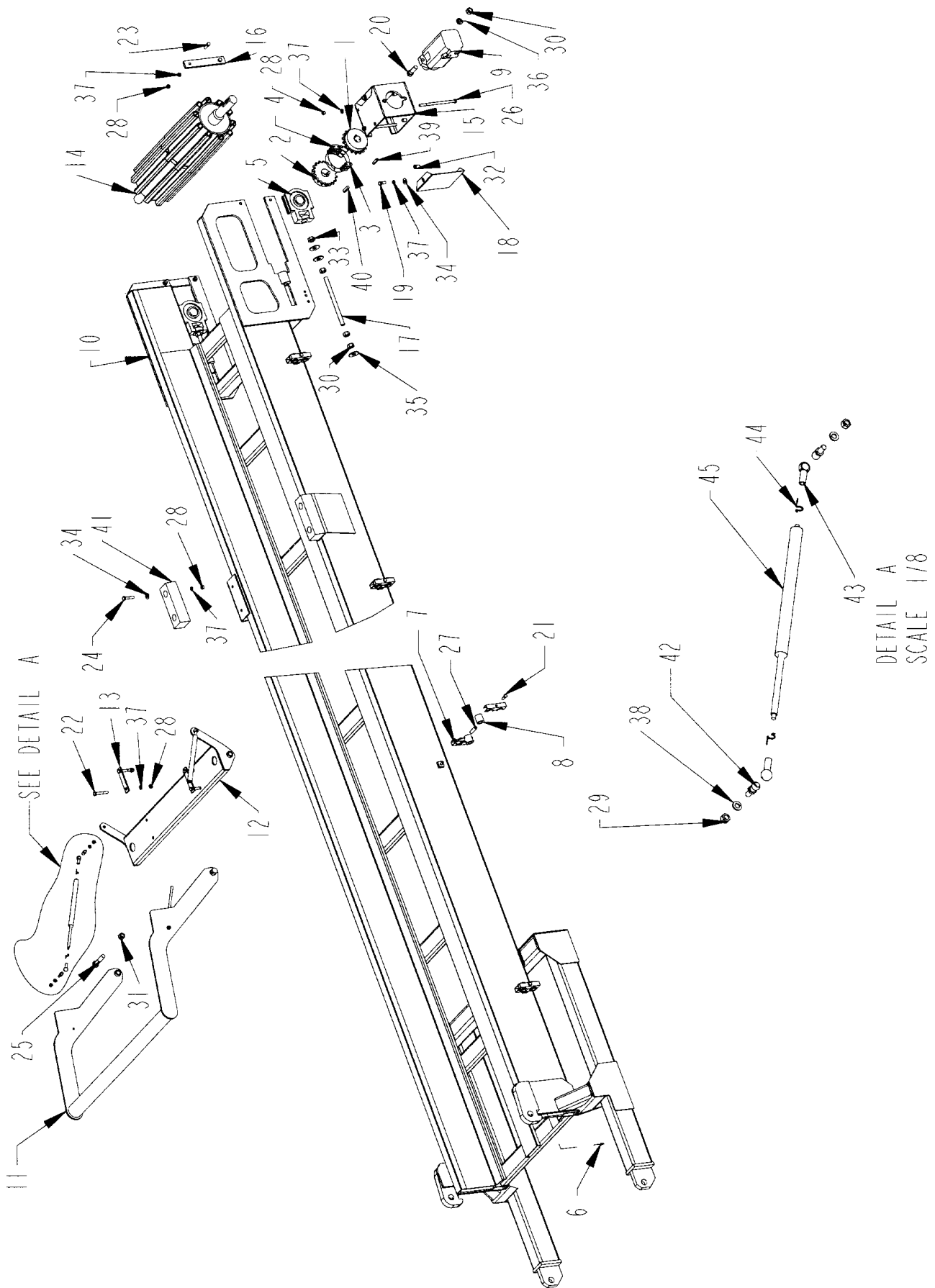
**LOWER DISCHARGE CONVEYOR ASSEMBLY
S.N. 0167 AND UP**

ITEM	PART	QTY.	PART DESCRIPTION
1	1700173	1	BELT\CNVYR\30X639
2	2000303	2	BRG\FLG\1-1/2\BOLT
3	4100030	12	PIN 1" X 3-1/2" HYD. CYL.
4	4500893	3	CLMP\HOSE\3/4
5	4501373	1	FRM\SWIVEL\CNVYR\DISCH
6	4501765	2	PIN\PIVOT\CNVYR\DISCH
7	4502083	1	PIN\PIVOT\CNVYR\SWING
8	4502084	1	SPCR\PIN\PIVOT\CNVYR\SWING
9	4700776	2	CLMP\HOSE\3/8
10	4701528	1	BRKT\ADJ\TRACKING\CNVYR\DISCH
11	4701529	1	HOOK\ROD\ADJ\BELT\CNVYR\DISCH
12	4701553	2	BUSH\HINGE\CNVYR\DISCH
13	4702096	2	HINGE\CNVYR\LOWER\SPCR
14	4702149	2	HINGE\CNVYR\LOWER\SPCR
15	4702150	2	HINGE\CNVYR\LOWER\INSIDE
16	4702473	2	SCRPR\BELT\CNVYR\DISCH
17	4703430	1	FRM\CNVYR\DISCH\LOWER
18	4703435	1	RLLR\IDLER\41-1/2X8\CNVYR\DISCH
19	4703438	1	FRM\SCRPR\BELT\CNVYR\DISCH
20	4703443	2	FLT\DBL\SCRPR\CNVYR\DISCH
21	4703444	2	FLAT\SCRPR\PLASTIC\CNVYR\DISCH
22	4703899	1	BRKT\CHUTE\DISCH
23	4703900	1	HPPR\CNVYR\DISCH
24	4704067	2	PL\SEAL\BRG
25	4704208	2	BRKT\CHUTE\CNVYR\BELLY
26	4704209	1	BRKT\CHUTE\CNVYR\BELLY
27	4800003	8	BOLT\HEX\3/8X1
28	4800018	6	BOLT\HEX\1/2X1-1/4
29	4800029	3	BOLT\HEX\3/8X2-1/2
30	4800034	2	BOLT\HEX\3/8X1-1/2
31	4800053	18	BOLT\CRG\3/8X1\NC
32	4800079	1	BOLT\HEX\5/8X2-1/2
33	4800098	6	BOLT\HEX\3/8X1-1/4\NC
34	4800101	2	BOLT\HEX\1/4X2-1/2
35	4800158	2	BOLT\HEX\5/8X4-1/2
36	4800178	8	BOLT\HEX\1/2X1-3/4
37	4800203	24	PIN\COT\5/32X2
38	4800351	1	BOLT\HEX\1/2X2-3/4
39	4900001	15	NUT\HEX\1/2\NC
40	4900002	25	NUT\HEX\3/8\NC
41	4900009	2	NUT\HEX\1/4\NC
42	4900012	2	NUT\TPLCK\5/8\NC
43	4900014	2	NUT\TPLCK\1/2\NC
44	4900083	6	NUT\INSERT\3/8\LONG\0.15-0.312\(.418/CD)
45	5000002	4	WASH\FLAT\5/8
46	5000004	11	WASH\FLAT\1/2
47	5000006	15	WASH\LOCK\1/2
48	5000019	37	WASH\LOCK\3/8
49	5700317	2	LAMP\HALOGEN\4X6\24V
49a	5700627	2	BULB\HALOGEN\24V, replacment for 5700317
50	4100175	2	CYL\HYD\3X36\PARALLEL
51	4100210	2	CYL\HYD\2X8\1-1/4RD\WELDE
52	4100218	2	CYL\HYD\3X30\1-1/2ROD\PARALLEL

NOT SHOWN

1700130	LCNG\R-2\30\PURCH
1700131	LCNG\CBL\R-2\30\W\CLIPS
1700132	LCNG\RIVET\R-2\PURCH
1700137	LCNG\TOOL\R-2\41213\APP

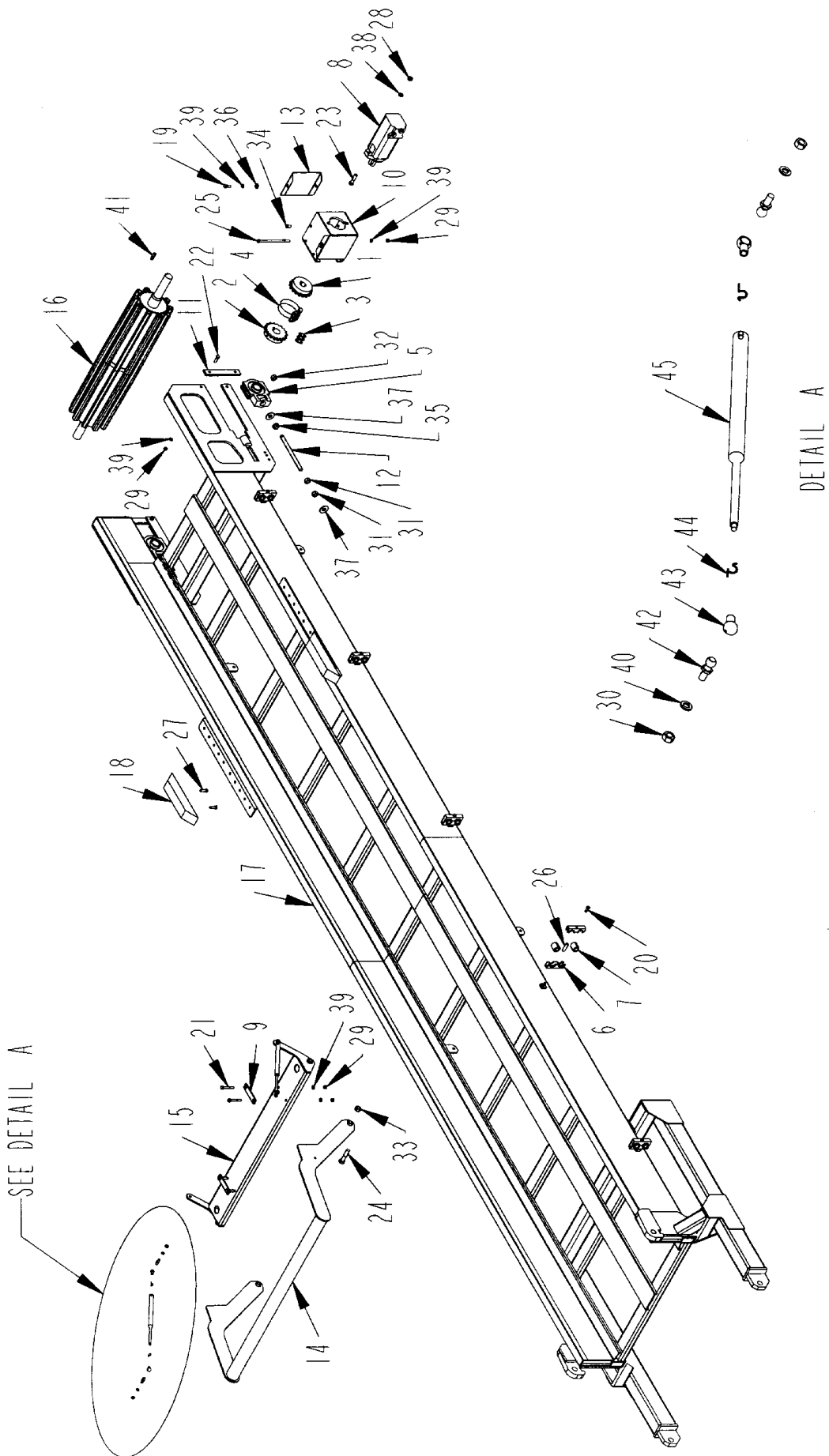
UPPER DISCHARGE CONVEYOR ASSEMBLY
S.N. 0101 THRU 0126



**UPPER DISCHARGE CONVEYOR ASSEMBLY
S.N. 0101 THRU 0126**

ITEM	PART	QTY.	PART DESCRIPTION
1	1000054	1	SPKT\60B\18\1-1/4\5/16KW
2	1000081	1	SPKT\60B\18\1-1/2\3/8KW
3	1100064	1	CHAIN\60DBL\CL
4	1100066	1	CHAIN\60DBL\17
5	2000320	2	BRG\TUU\1-1/2\W-ECC\BSEAL
6	3800082	2	FTG\LUB\1/4NFXZERK\ADAPT
7	3800552	10	CLAMP\HOSE\1-1/4\2HOLES
8	3800650	10	BUSH\RBBR\TUBE\3/4X1-1/4X1-1/4
9	3900014	1	MTR\HYD\9.6\2000\1-1/4 SH
10	4501311	1	FRM\CNVYR\DISCH\UPPER
11	4501762	1	BRKT\RET\BELT\1150
12	4501763	1	BRKT\RET\BELT\1150
13	4501769	2	STRAP\BRKT\BELT\RET\1150
14	4701556	1	RLLR\DRV\36-1/2X8\CNVYR\DIS
15	4702203	1	BRKT\MTR\DRV\CNVYR
16	4702204	2	STRAP\REINFRC\GUIDE\BRG\CNVYR
17	4702205	2	BOLT\ADJ\RLLR\DRV\CNVYR
18	4702206	2	GUARD\SPKT\CPLG\DRV\CNVYR
19	4800003	4	BOLT\HEX\3/8X1
20	4800010	2	BOLT\HEX\5/8X2
21	4800013	5	BOLT\HEX\5/16X1
22	4800029	4	BOLT\HEX\3/8X2-1/2
23	4800098	4	BOLT\HEX\3/8X1-1/4\NC
24	4800142	4	BOLT\HEX\3/8X1-3/4
25	4800196	2	BOLT\HEX\5/8X2-3/4
26	4800580	2	BOLT\HEX\3/8X7
27	4800603	5	NUT\STACK\5/16X1-3/4\NC
28	4900002	14	NUT\HEX\3/8\NC
29	4900003	4	NUT\HEX\5/16\NC
30	4900005	8	NUT\HEX\5/8\NC
31	4900047	2	NUT\JAM\5/8\NC
32	4900083	4	NUT\INSERT\3/8\LONG\0.15-0.312\(.418/CD)
33	4900110	2	NUT\FLG\SERR\5/8\NC
34	5000001	8	WASH\FLAT\3/8
35	5000002	6	WASH\FLAT\5/8
36	5000003	2	WASH\LOCK\5/8
37	5000019	18	WASH\LOCK\3/8
38	5000022	4	WASH\LOCK\5/16
39	6200004	1	KEY\SQ\5/16X1-1/2
40	6200007	1	KEY\SQ\3/8X1-1/2
41	7500635	2	CUSH\RBBR\7-3/4X2-7/16X2
42	7500664	4	BALL STUD\SHOCK\FITTING\M6
43	7500665	4	END FITTING\GAS SPRING \m6
44	7500666	4	SAFETY CLIP
45	7501071	2	SPRNG\GAS\130LB\9416K358

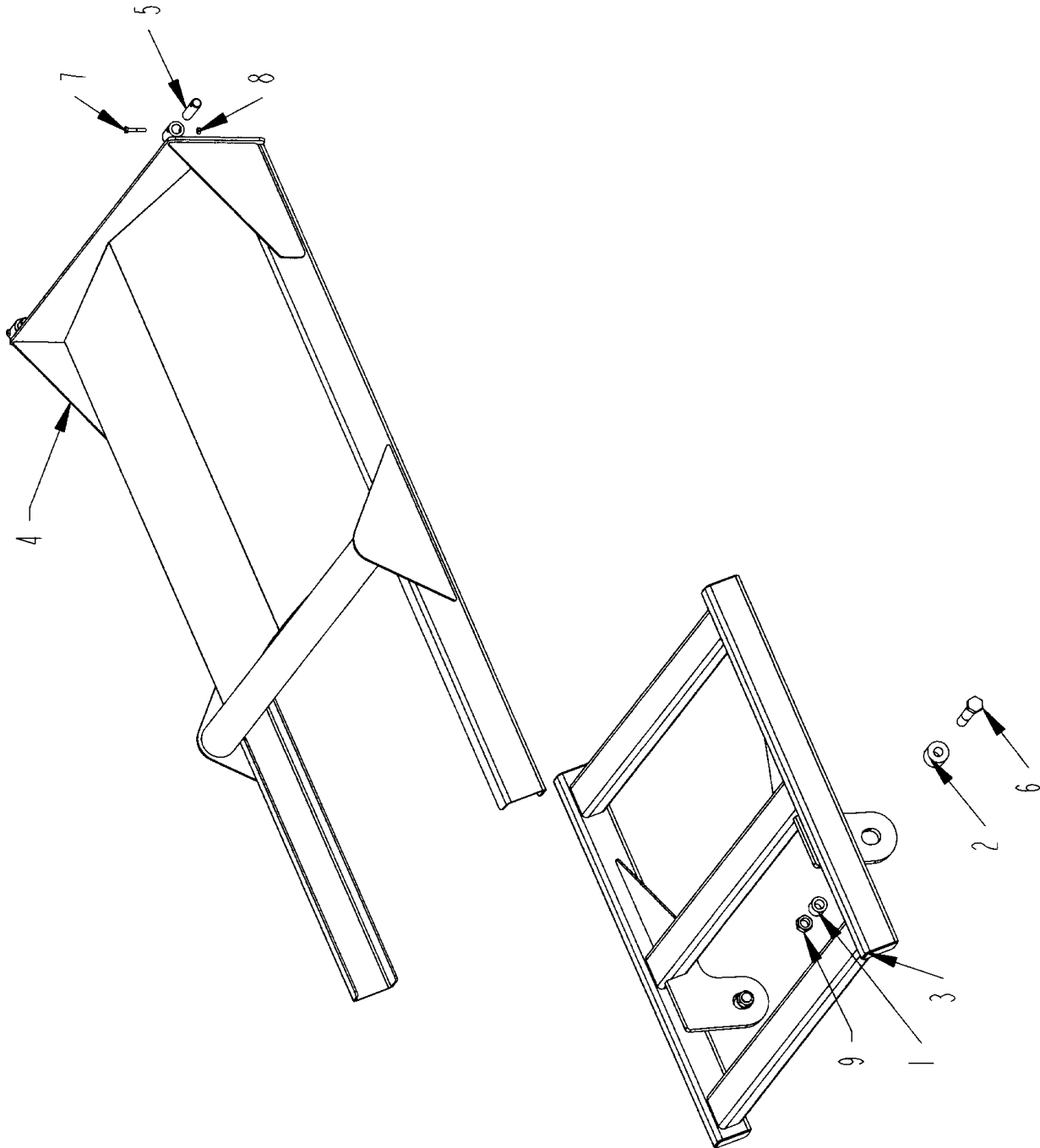
**UPPER DISCHARGE CONVEYOR ASSEMBLY
S.N. 0127 AND UP**



**UPPER DISCHARGE CONVEYOR ASSEMBLY
S.N. 0127 AND UP**

ITEM	PART	QTY.	PART DESCRIPTION
1	1000054	1	SPKT\60B\18\1-1/4\5/16KW
2	1000081	1	SPKT\60B\18\1-1/2\3/8KW
3	1100064	1	CHAIN\60DBL\CL
4	1100066	1	CHAIN\60DBL\17
5	2000320	2	BRG\TUU\1-1/2W-ECC\BSEAL
6	3800552	10	CLAMP\HOSE\1-1/4\2HOLES
7	3800650	10	BUSH\RBBR\TUBE\3/4X1-1/4X1-1/4
8	3900014	1	MTR\HYD\9.6\2000\1-1/4SH
9	4501769	2	STRAP\BRKT\BELT\RET\1150
10	4702203	1	BRKT\MTR\DRV\CNVYR
11	4702204	2	STRAP\REINFRG\GUIDE\BRG\CNVYR
12	4702205	2	BOLT\ADJ\RLLR\DRV\CNVYR
13	4702206	2	GUARD\SPKT\CPLG\DRV\CNVYR
14	4703433	1	BRKT\RET\BELT\3010
15	4703434	1	BRKT\RET\BELT\3010
16	4703437	1	RLLR\DRV\42-1/2X8\CNVYR\DIS
17	4704074	1	FRM\CNVYR\DISCH\UPPER
18	4704099	2	BMPR\CNVYR\DISCH
19	4800003	4	BOLT\HEX\3/8X1
20	4800013	5	BOLT\HEX\5/16X1
21	4800029	4	BOLT\HEX\3/8X2-1/2
22	4800098	4	BOLT\HEX\3/8X1-1/4\NC
23	4800114	2	BOLT\HEX\1/2X2
24	4800196	2	BOLT\HEX\5/8X2-3/4
25	4800580	2	BOLT\HEX\3/8X7
26	4800603	5	NUT\STACK\5/16X1-3/4\NC
27	4801198	4	SCR\LAG\3/8X1-1/2
28	4900001	2	NUT\HEX\1/2\NC
29	4900002	10	NUT\HEX\3/8\NC
30	4900003	4	NUT\HEX\5/16\NC
31	4900005	4	NUT\HEX\5/8\NC
32	4900012	2	NUT\TPLCK\5/8\NC
33	4900047	2	NUT\JAM\5/8\NC
34	4900082	4	NUT\INSERT\3/8\027X.150GR
35	4900110	2	NUT\FLG\SERR\5/8\NC
36	5000001	4	WASH\FLAT\3/8
37	5000002	4	WASH\FLAT\5/8
38	5000006	2	WASH\LOCK\1/2
39	5000019	14	WASH\LOCK\3/8
40	5000022	4	WASH\LOCK\5/16
41	6200007	1	KEY\SQ\3/8X1-1/2
42	7500664	4	BALL STUD\SHOCK\FITTING\M6
43	7500665	4	END FITTING\GAS SPRING \m6
44	7500666	4	SAFETY CLIP
45	7501071	2	SPRNG\GAS\130LB\9416K358

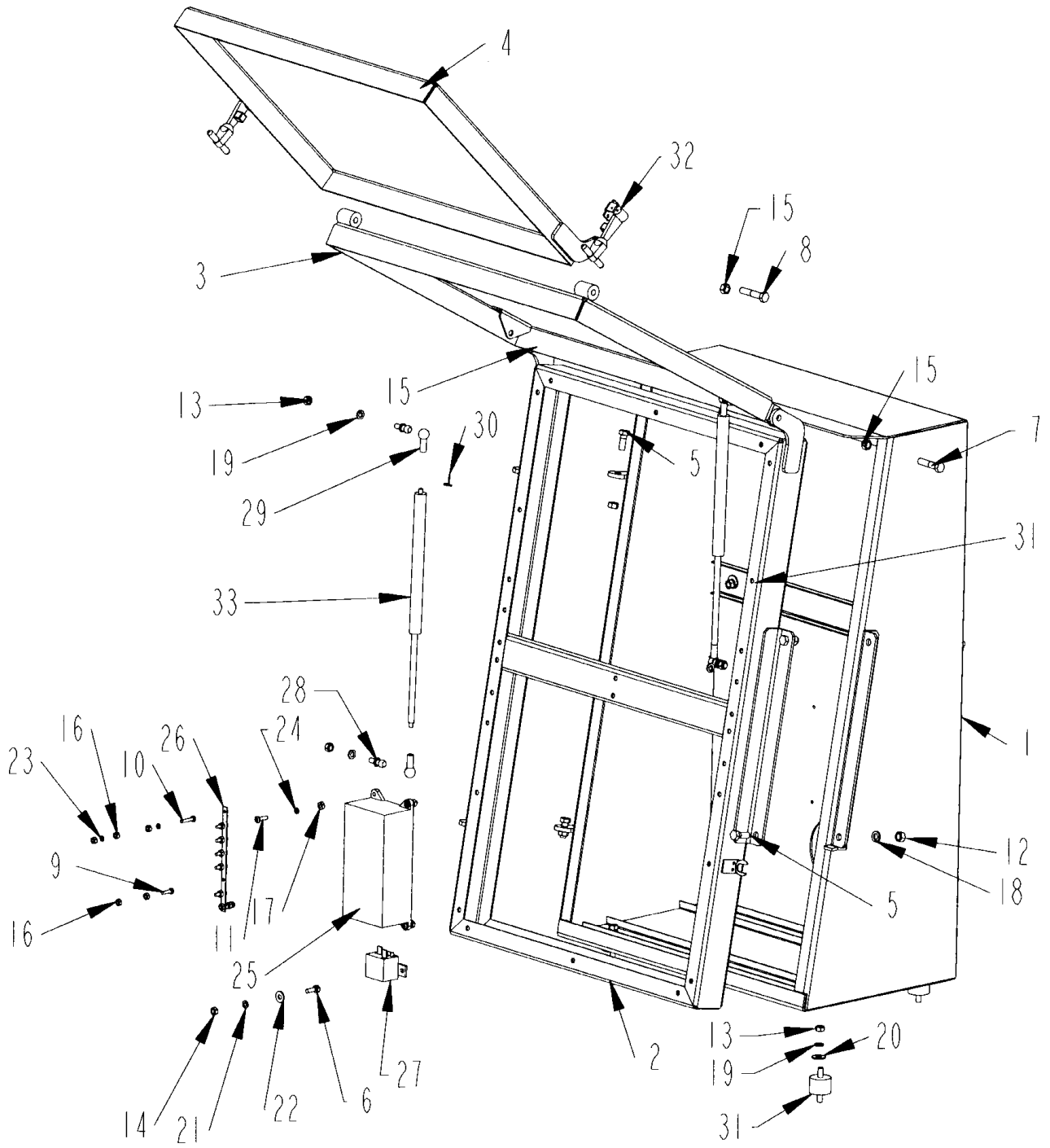
MATERIAL SLIDE ASSEMBLY S.N. 0127 AND UP



MATERIAL SLIDE ASSEMBLY S.N. 0127 AND UP

ITEM	PART	QTY.	PART DESCRIPTION
1	4703626	2	BSHNG\SLIDR\CVR\CNVYR\DISCH
2	4703488	2	TUBE\SPCR\HINGE\CVR\CNVYR
3	4703882	1	SHLD\CNVYR\DSCHR
4	4703883	1	CVR\SHLD\CNVYR\DSCHR
5	4703896	2	PIN\SHLD\CNVYR\DSCHR
6	4800139	2	BOLT\HEX\3/4X4-1/2
7	4800505	2	BOLT\HEX\1/4X1-1/2\NC
8	4900084	2	NUT\TPLCK\1/4\NC
9	4900139	2	NUT\TPLCK\3/4\GR8\NC

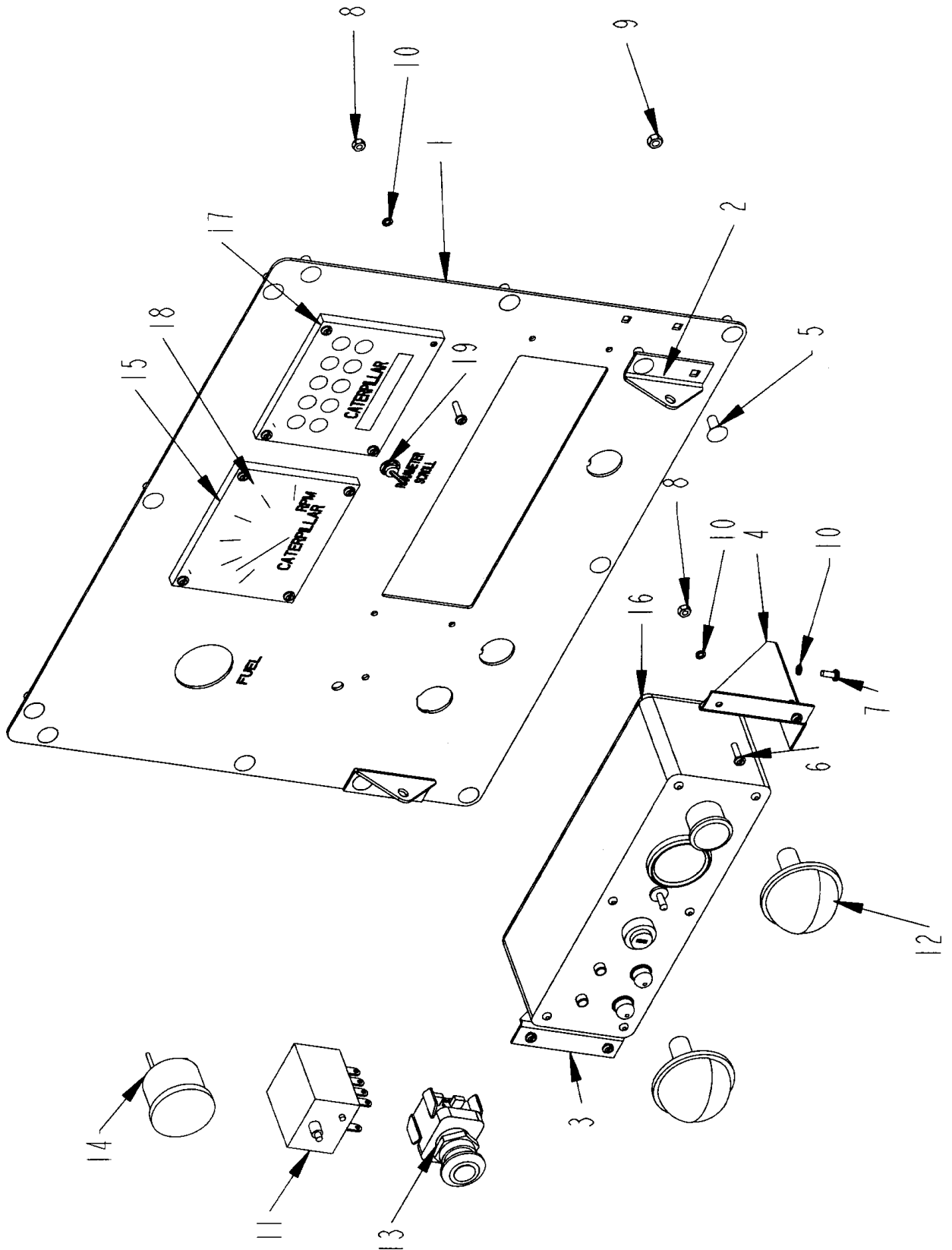
CONTROL PANEL FRAME ASSEMBLY



CONTROL PANEL FRAME ASSEMBLY

ITEM	PART	QTY.	PART DESCRIPTION
1	4501708	1	PNL\CNTRL\3010
2	4501709	1	PNL\CNTRL\DOOR
3	4501710	1	PNL\CNTRL\DOOR\TOP
4	4501711	1	PNL\CNTRL\DOOR\BTTM
5	4800003	4	BOLT\HEX\3/8X1
6	4800024	2	BOLT\HEX\1/4X3/4
7	4800142	2	BOLT\HEX\3/8X1-3/4
8	4800146	2	BOLT\HEX\3/8X2
9	4800220	6	SCR\RD\SLOT\#10-24X3/4\NC
10	4800587	2	SCR\RD\SLOT\#10-24X1
11	4800594	4	SCR\PAN\SLOT\#12X3/4\NC
12	4900002	2	NUT\HEX\3/8\NC
13	4900003	10	NUT\HEX\5/16\NC
14	4900009	2	NUT\HEX\1/4\NC
15	4900023	6	NUT\TPLCK\3/8\NC
16	4900072	18	NUT\HEX\#10\NC
17	4900159	4	NUT\HEX\#12\NC
18	5000019	2	WASH\LOCK\3/8
19	5000022	10	WASH\LOCK\5/16
20	5000023	6	WASH\FLAT\5/16
21	5000024	2	WASH\LOCK\1/4
22	5000035	2	WASH\FLAT\1/4
23	5000071	4	WASH\LOCK;EXT\STAR\#10
24	5000127	4	WASH\LOCK\EXTSTAR\#12
25	5700289	1	ENCL\BRKR\CRCT\7-POLE
26	5700290	1	TERM\BAR\BUS\8-POLE
27	5700504	1	RELAY\POWR\24V\SPST\W/DIO
28	7500664	4	BALL STUD\SHOCK\FITTING\M6
29	7500665	4	END FITTING\GAS SPRING \m6
30	7500666	4	SAFETY CLIP
31	7501072	6	CUSH\RBBR\1.38ODX\1/5/16\NC\80#>
32	7500606	2	LATCH\RBBR\6
33	7500663	2	SPRNG\GAS\90LB\9416K224

TOP CONTROL PANEL ASSEMBLY



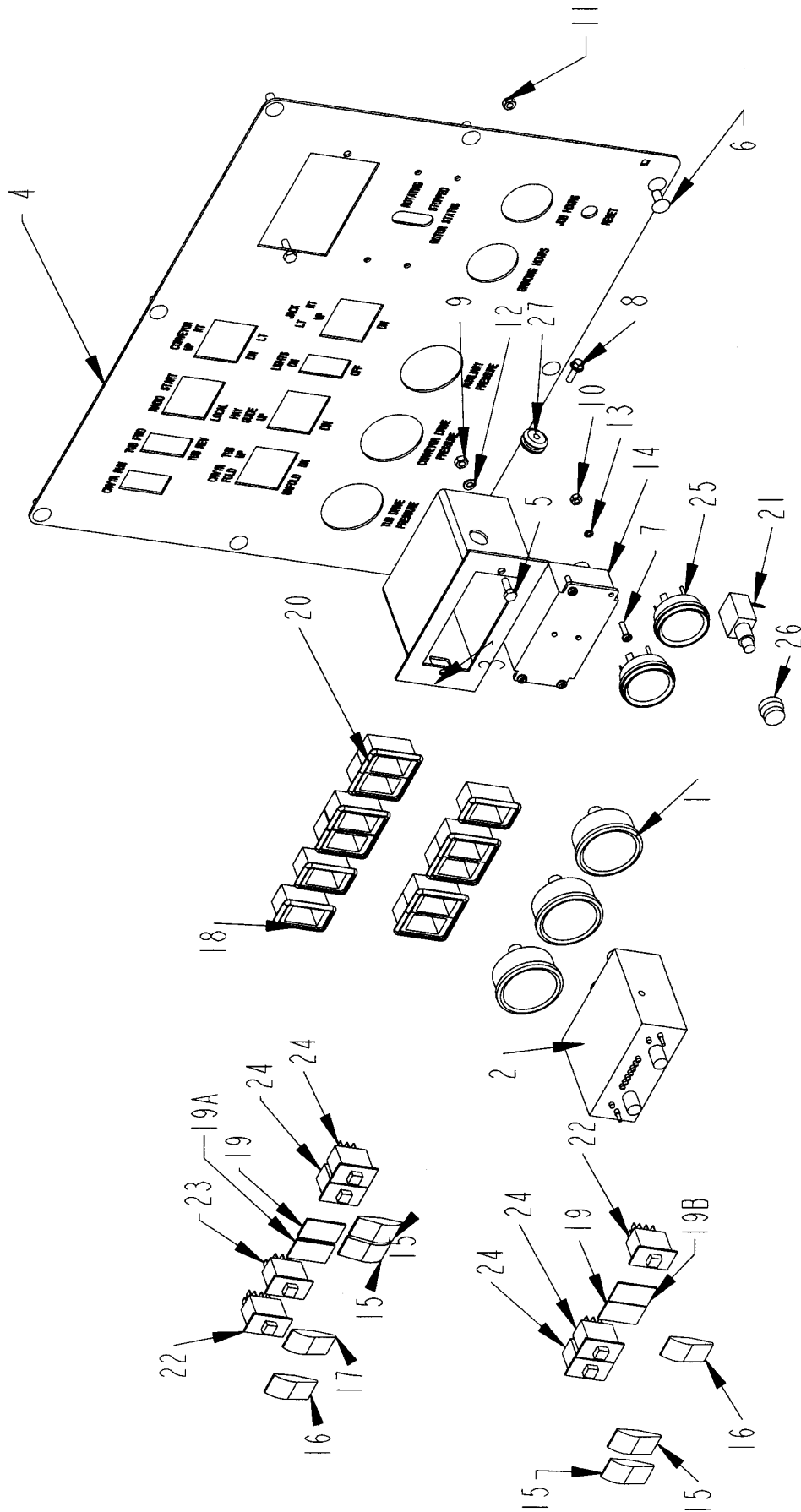
TOP CONTROL PANEL ASSEMBLY

ITEM	PART	QTY.	PART DESCRIPTION
1	4501712	1	PNL\CNTRL\ENG\1150\CAT-ELEC
2	4501714	2	BRKT\SPRING\GAS
3	4702868	1	BRKT\PANEL\CNTRL\MNT
4	4702869	1	BRKT\PANEL\CNTRL\MNT
5	4800291	14	BOLT\CRG\1/4X3/4\NC
6	4800282	12	SCR\PAN\SLOT\#10X3/4\NC
7	4800574	4	SCR\RD\SLOT\#10-24X1/2
8	4900072	12	NUT\HEX\#10\NC
9	4900084	14	NUT\TPLCK\1/4\NC
10	5000104	16	WASH\LOCK\#10
11	5700252	1	SWITCH\ELEC\MAGNETIC\TAT\24V
12	5700530	2	LAMP\PNL\CNTRL\12V
13	5700534	1	SWITCH\MAINT\PB\YELLOW\MUSH
14	7500668	1	GAUGE\FUEL\ELEC\12V
14a	7500706	1	GAUGE\FUEL\ELEC\24V
15	5700611	2	BEZEL\CAT\GAUGE\ELEC.
16	5700889		PANEL\KEY;SWITCH\CAT\TIER 1
17	5700888		GAUGE\EMS\CAT
18	5700612	1	GAUGE\TACH\CAT\153-8061
19	5700831	1	SWITCH\TOG\MOM\CAT;PANEL

NOT SHOWN

7500670	GAUGE\VOLTAGE\ADPT\24-12V
---------	---------------------------

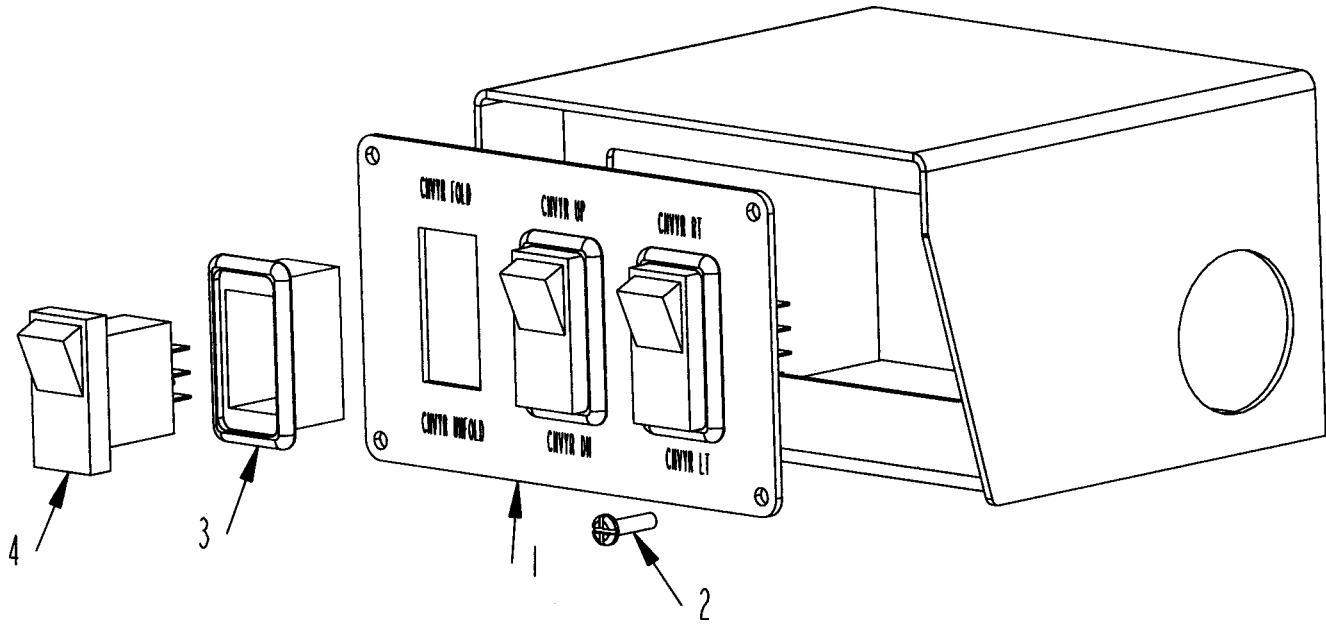
BOTTOM CONTROL PANEL ASSEMBLY



BOTTOM CONTROL PANEL ASSEMBLY

ITEM	PART	QTY.	PART DESCRIPTION
1	3800381	3	GAUGE\3000PSI\REAR STEM
2	4300034	1	CONTROL BOX
3	4501543	1	BRKT\GOV\1150
4	4501713	1	PNL\CNTRL\MACHINE
5	4800024	2	BOLT\HEX\1/4X3/4
6	4800291	10	BOLT\CRG\1/4X3/4\NC
7	4800282	4	SCR\PAN\SLOT\#10X3/4\NC
8	4800301	2	SCR\FLNG\SERR\1/4X3/4
9	4900009	2	NUT\HEX\1/4\NC
10	4900072	4	NUT\HEX\#10\NC
11	4900084	10	NUT\TPLCK\1/4\NC
12	5000024	2	WASH\LOCK\1/4
13	5000104	4	WASH\LOCK\#10
14	5700230	1	BOX\CNTRL\SAFETY SHUTDOWN
15			included with switch
16			included with switch
17			included with switch
18	5700328	3	SWITCH\RCKR\MNT\PNL\SNGL
19	5700329	4	SWITCH\RCKR\PLUG
20	5700333	8	SWITCH\RCKR\MNT\PNL\MTPL
21	5700403	1	SWITCH\BUTTON\PUSH
22	5700544	2	SWITCH\RCKR\DPDT\24V\1LIT\15A\LATCH&MOM
23	5700543	1	SWITCH\RCKR\DPDT\24V\2LIT\15A\LATCH
24	5700542	4	SWITCH\RCKR\DPDT\24V\UNLIT\15A\MOMNTRY
25	5700506	2	GAUGE\HOUR\RESET
26	5700510	1	BOOT\DUST\PUSBUTTON
27	7500124	2	GRMT\RBBR\1X9/32IDX3/16T
RADIO REMOTE OPTION			
19A	5700545	1	SWITCH\RCKR\DPST\24V\2LIT\15A\LATCH
	5700542	1	SWITCH\RCKR\DPDT\24V\UNLIT\15A\MOMNTRY
HAY GUIDE OPTION			
19B	5700542	1	SWITCH\RCKR\DPDT\24V\UNLIT\15A\MOMNTRY

REAR AUXILIARY CONTROL PANEL ASSEMBLY - THREE SWITCH



ITEM	PART	QTY.	PART DESCRIPTION
1	4501734	1	SHEET\ PANEL\ CONTROL\ AUX\ REAR
2	4800498	4	SCR\ PAN\ PHL\ #10X3/4\ NF
3	5700328	3	SWITCH\ RCKR\ MNT\ PNL\ SNGL
4	5700542	3	SWITCH\ RCKR\ DPDT\ 24V\ UNLIT\ 15A\ MOMNTRY\ W\ RASED BRCKT

NOT SHOWN

5700340

ACTTR\ TOOL\ REMOVAL\ 44381

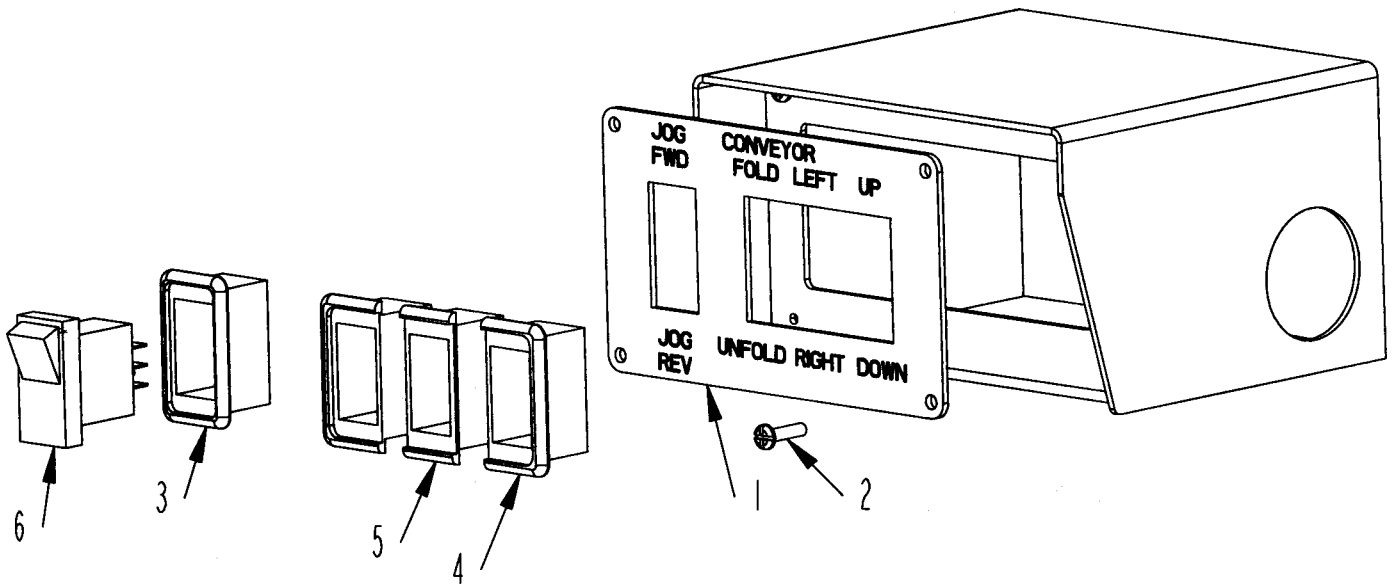
REAR AUXILIARY CONTROL PANEL ASSEMBLY - FOUR SWITCH

ITEM	PART	QTY.	PART DESCRIPTION
1	4502456	1	SHEET\PANEL\CONTROL\AUX\REAR
2	4800498	4	SCR\PAN\PHL\#10X3/4\NF
3	5700328	1	SWITCH\RCKR\MNT\PNL\SNGL
4	5700333	2	SWITCH\RCKR\MNT\PNL\MTPL
5	5700448	1	SWITCH\RCKR\MNT\PNL\MDDL
6	5700542	4	SWITCH\RCKR\DPDT\24VUNLIT\15A\MOMNTRYW/ RASED BRCKT

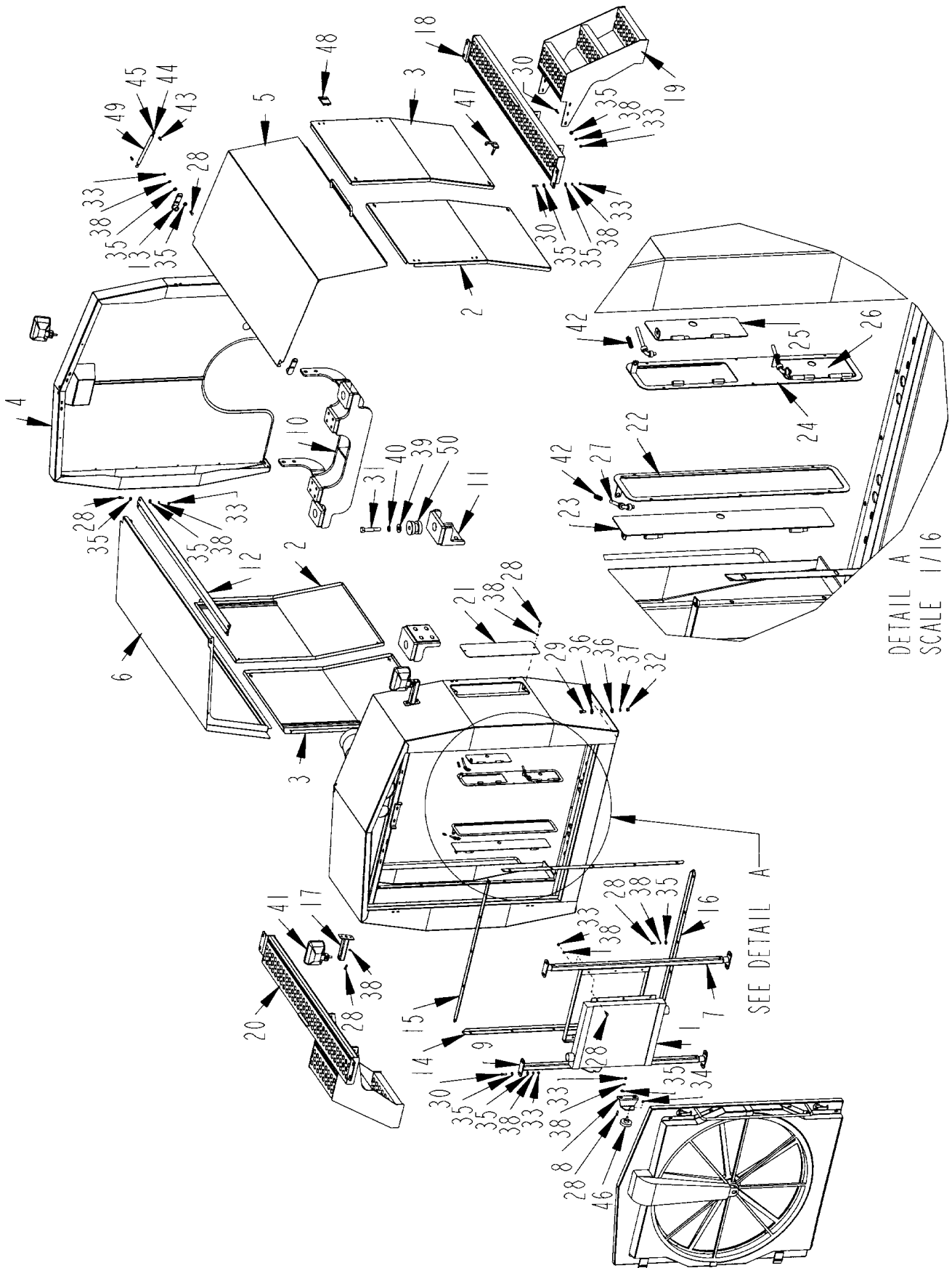
NOT SHOWN

5700340

ACTTR\TOOL\REMOVAL\44381



ENGINE SHROUD ASSEMBLY - 463 HP



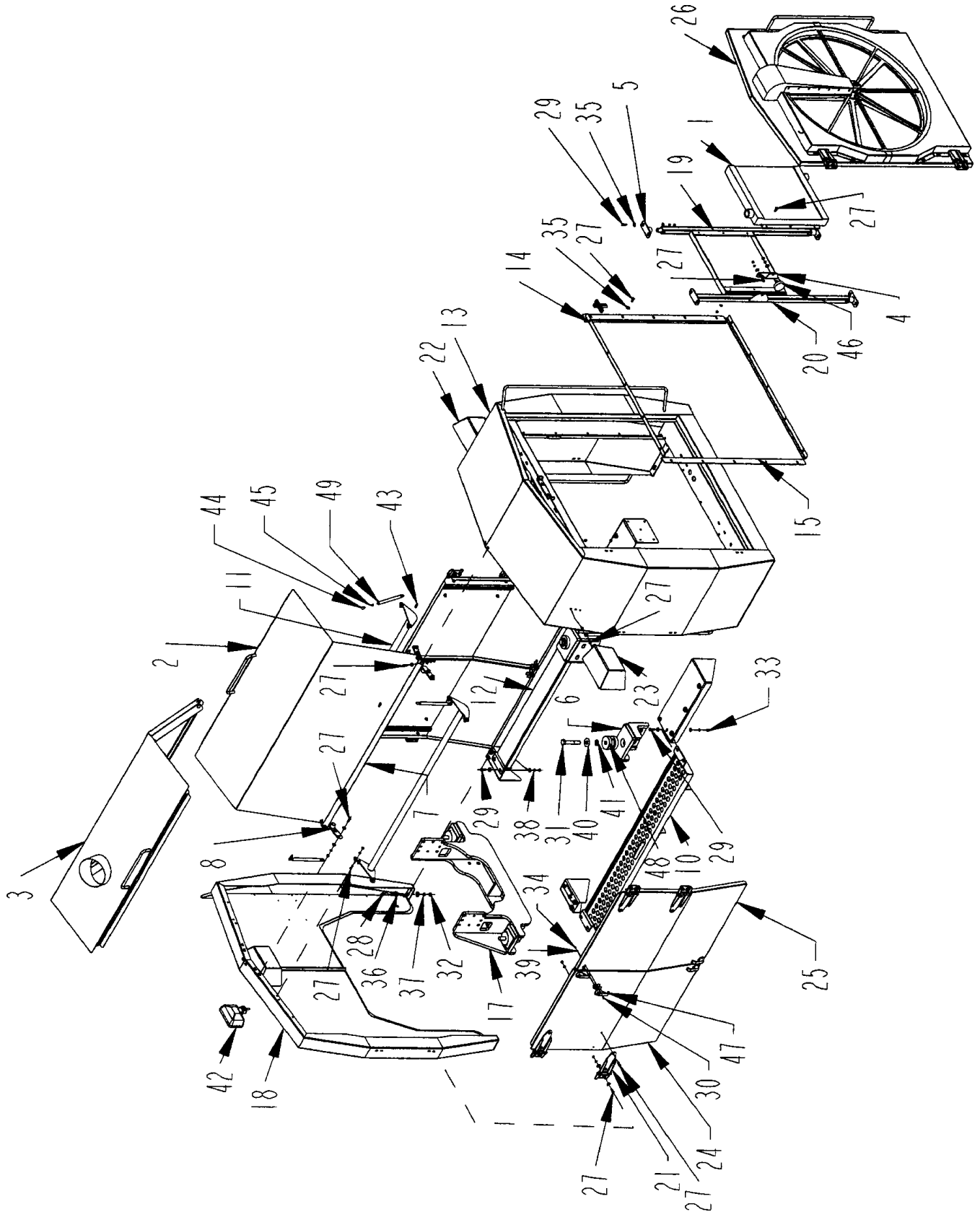
DETAIL A
SCALE 1/16

SEE DETAIL A

ENGINE SHROUD ASSEMBLY - 463 HP

ITEM	PART	QTY.	PART DESCRIPTION
1	4000219	1	C20 AKG OIL COOLER
2	4501393	2	DOOR\ACCESS\ENGLH
3	4501394	2	DOOR\ACCESS\ENGRH
4	4501485	1	SHROUD\ENG\REAR
5	4501486	1	COVER\ENGLH
6	4501487	1	COVER\ENGRH
7	4501489	1	FRM\PIVOT\COOLER\OIL
8	4501490	1	BRKT\CLAMP\FRM\COOLER\OIL
9	4501491	1	BRLT\COOLER\OIL
10	4501493	1	MNT\ENGINE\REAR
11	4501495	2	MNT\ENGINE\FRONT\CAT3406
12	4501496	1	CVR\RIDGE\SHROUD\ENG
13	4501497	4	BRKT\PIVOT\DOOR
14	4501498	2	SEAL\RAD\SIDE
15	4501553	1	SEAL\RAD\TOP
16	4501554	1	SEAL\RAD\BOTTOM
17	4501555	2	BRKT\LT\FR
18	4501560	1	DECK\SEVR\ENG
19	4501561	2	STEP\SERV\ENGINE
20	4501562	1	DECK\SEVR\ENG
21	4501563	2	DOOR\ACCESS\RAD
22	4501572	1	FRM\DOOR\RAD
23	4501573	1	DOOR\ACCESS\RAD\RH
24	4501574	1	FRM\DOOR\RAD\LH
25	4501575	1	DOOR\ACCESS\RAD\TOP\LH
26	4501576	1	DOOR\ACCESS\RAD\BOTTOM\LH
27	4501579	3	ROD\DOOR\RAD
28	4800003	59	BOLT\HEX\3/8X1
29	4800018	10	BOLT\HEX\1/2X1-1/4
30	4800098	30	BOLT\HEX\3/8X1-1/4\NC
31	4800925	4	BOLT\HEX\7/8X5
32	4900001	10	NUT\HEX\1/2\NC
33	4900002	51	NUT\HEX\3/8\NC
34	4900023	1	NUT\TPLCK\3/8\NC
35	5000001	108	WASH\FLAT\3/8
36	5000004	20	WASH\FLAT\1/2
37	5000006	10	WASH\LOCK\1/2
38	5000019	89	WASH\LOCK\3/8
39	5000098	4	WASH\FLAT\7/8
40	5000106	4	WASH\LOCK\7/8
41	5700317	3	LAMP\HALOGEN\4X6\24V
41A	5700627		BULB\HALOGEN\24V, replacement bulb for 5700317
42	6100064	3	SCRAPERSPRING
43	7500664	8	BALL STUD\SHOCK\FITTING\M6
44	7500665	8	END FITTING\GAS SPRING \m6
45	7500666	8	SAFETY CLIP
46	7500891	1	KNOB\CLAMP\3/8NCx1"STUD
47	7500907	10	LATCH
48	7500918	10	HINGE\BOLT-ON\BLACK
49	7500663	4	SPRNG\GAS\90LB\9416K224
50	7501063	4	CUSH\RBBR\3-1/2ODX2-7/8\0.94 BOLT HOLE
	7500663	4	SPRNG\GAS\90LB\9416K224
		4	MOUNT\ENGINE\TECH

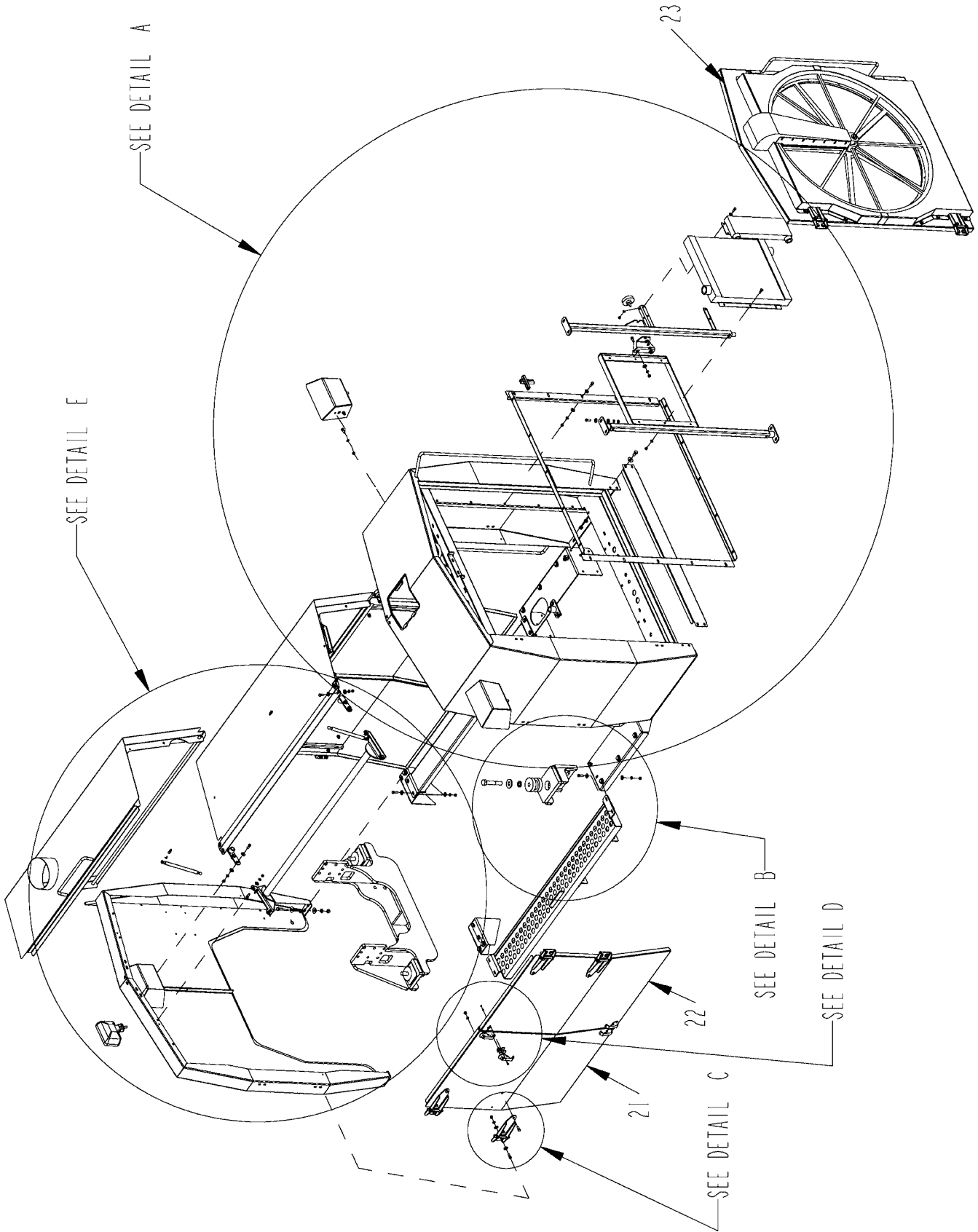
ENGINE SHROUD ASSEMBLY - 525 HP



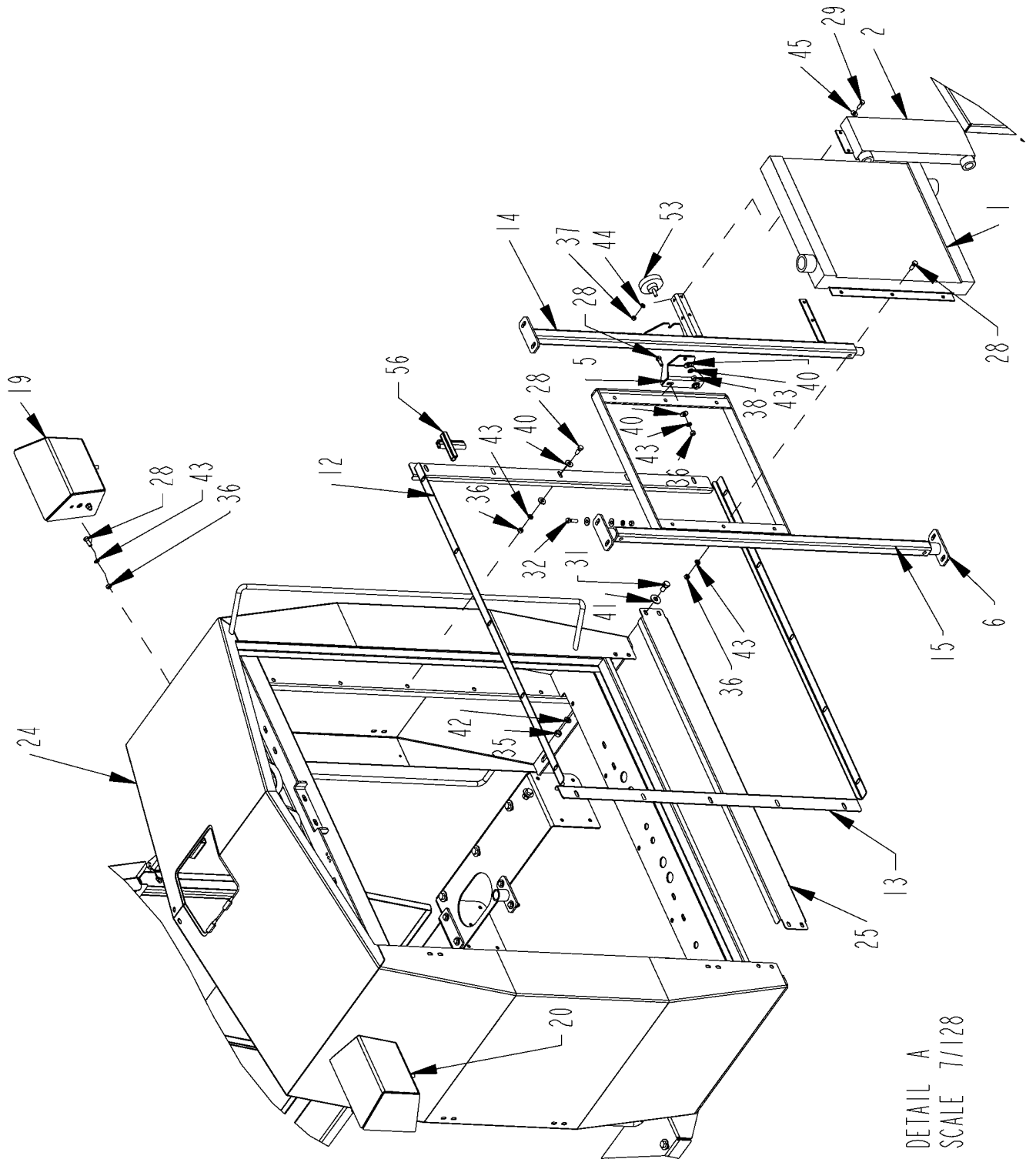
ENGINE SHROUD ASSEMBLY - 525 HP

ITEM	PART	QTY.	PART DESCRIPTION
1	4000219	1	RAD\HYD\23X19\1-1/16"-1
2	4501486	1	COVER\ENGLH
3	4501487	1	COVER\ENGRH
4	4501490	1	BRKT\CLAMP\FRM\COOLER\OIL
5	4501492	3	BRKT\COOLER\OIL
6	4501495	2	MNT\ENGINE\FRONT\CAT3406
7	4501496	1	CVR\RIDGE\SHROUD\ENG
8	4501497	4	BRKT\PIVOT\DOOR
9	4501499	1	TUBE\INTAKE\AIR
10	4501562	1	DECK\SEVR\ENG
11	4501820	2	BRACE\SHROUD
12	4501824	1	DECK\SERV
13	4501827	1	SHROUD\RAD
14	4501828	2	SEAL\RAD\TOP
15	4501829	2	SEAL\RAD\SIDE
16	4501831	1	TUBE\SCRN\ROTARY
17	4502006	1	MNT\ENG\525
18	4502014	1	SHROUD\ENG\REAR
19	4502022	1	FRM\PIVOT\COOLER\OIL
20	4502023	1	BRLT\COOLER\OIL
21	4703579	10	HINGE\ASSY\FAB\3-1/2
22	4703870	1	BRKT\LIGHT\LH
23	4703871	1	BRKT\LIGHT\RH
24	4703893	2	DOOR\ACCESS\ENGINE\L.H.
25	4703894	2	DOOR\ACCESS\ENGINE\R.H.
26	4703895	1	DOOR\RAD
27	4800003	103	BOLT\HEX\3/8X1
28	4800018	10	BOLT\HEX\1/2X1-1/4
29	4800098	16	BOLT\HEX\3/8X1-1/4\NC
30	4800468	20	SCR\RD\SLOT\#10X1/2
31	4800925	4	BOLT\HEX\7/8X5
32	4900001	10	NUT\HEX\1/2\NC
33	4900002	119	NUT\HEX\3/8\NC
34	4900072	20	NUT\HEX\#10\NC
35	5000001	159	WASH\FLAT\3/8
36	5000004	20	WASH\FLAT\1/2
37	5000006	10	WASH\LOCK\1/2
38	5000019	129	WASH\LOCK\3/8
39	5000071	20	WASH\LOCK;EXT\STAR\#10
40	5000098	4	WASH\FLAT\7/8
41	5000106	4	WASH\LOCK\7/8
42	5700317	3	LAMP\HALOGEN\4X6\24V BULB\HALOGEN\24V, replacement bulb for 5700317
43	7500664	8	BALL STUD\SHOCK\FITTING\M6
44	7500665	8	END FITTING\GAS SPRING \m6
45	7500666	8	SAFETY CLIP
46	7500891	1	KNOB\CLAMP\3/8NCx1"STUD
47	7500907	10	LATCH\COMP\HD
48	7501063	4	CUSH\RBBR\3-1/2ODX2-7/8\0.94 BOLT HOLE
49	7500663	4	SPRNG\GAS\90LB\9416K224

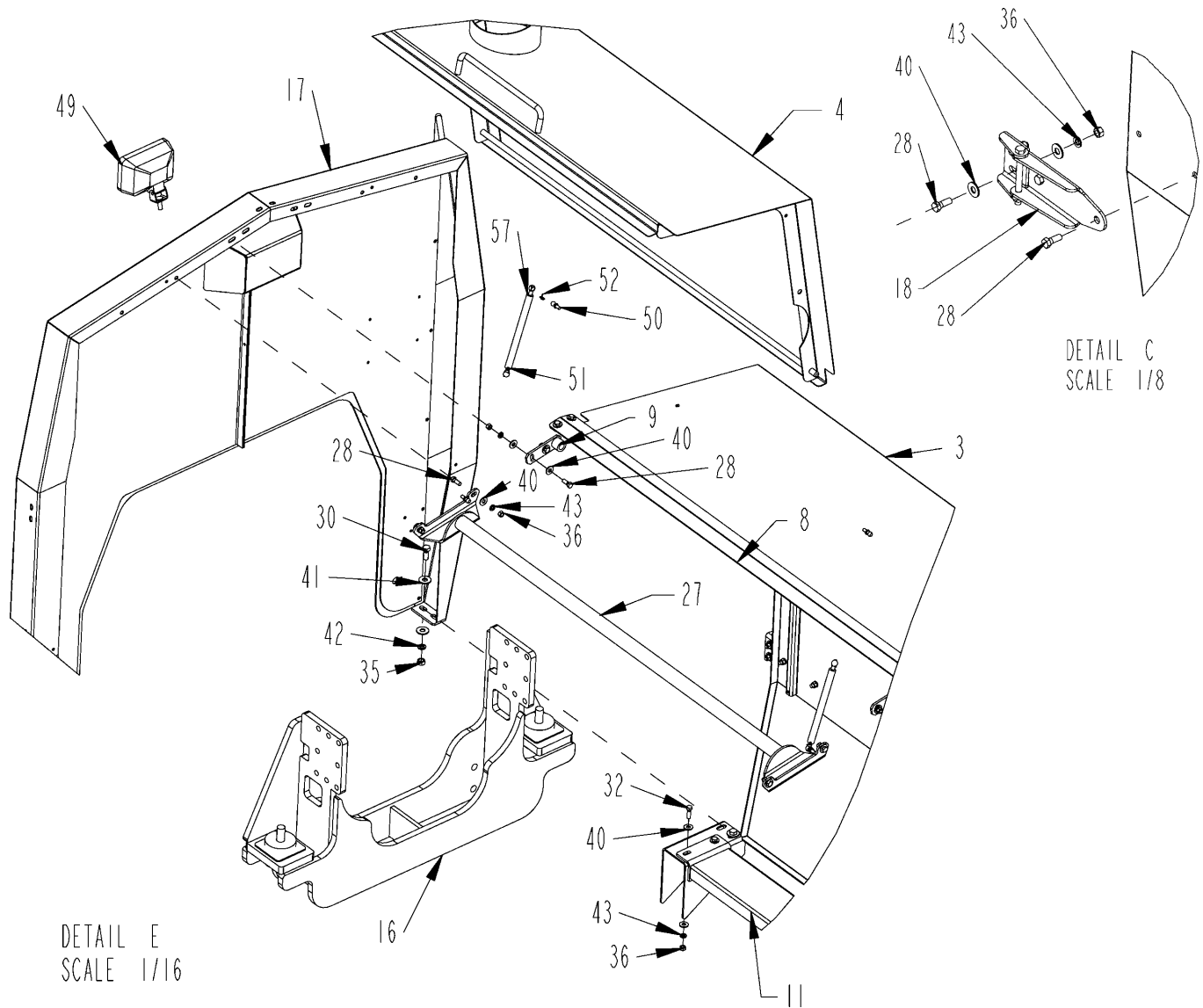
ENGINE SHROUD ASSEMBLY - 475 & 540 HP



ENGINE SHROUD ASSEMBLY - 475 & 540 HP - DETAIL A

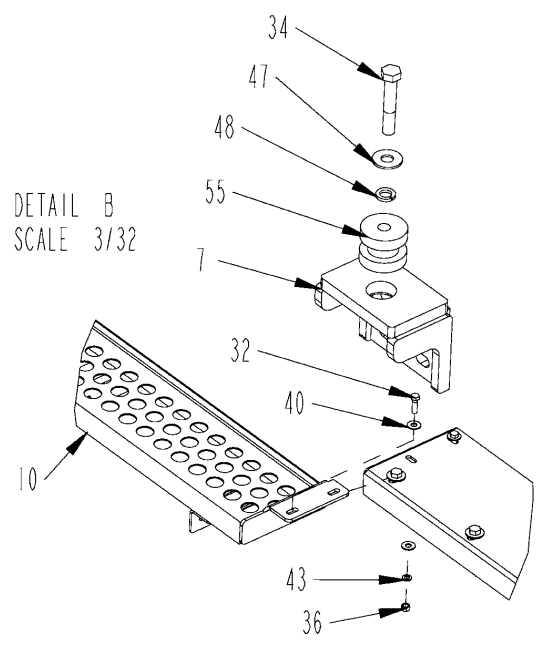


ENGINE SHROUD ASSEMBLY - 475 & 540 HP - DETAILS B-E

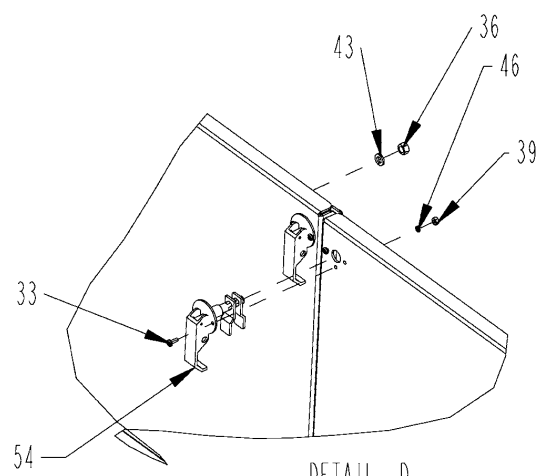


DETAIL C
SCALE 1/8

DETAIL E
SCALE 1/16



DETAIL B
SCALE 3/32



DETAIL D
SCALE 1/8

ENGINE SHROUD ASSEMBLY - 475 & 540 HP - PARTS LIST

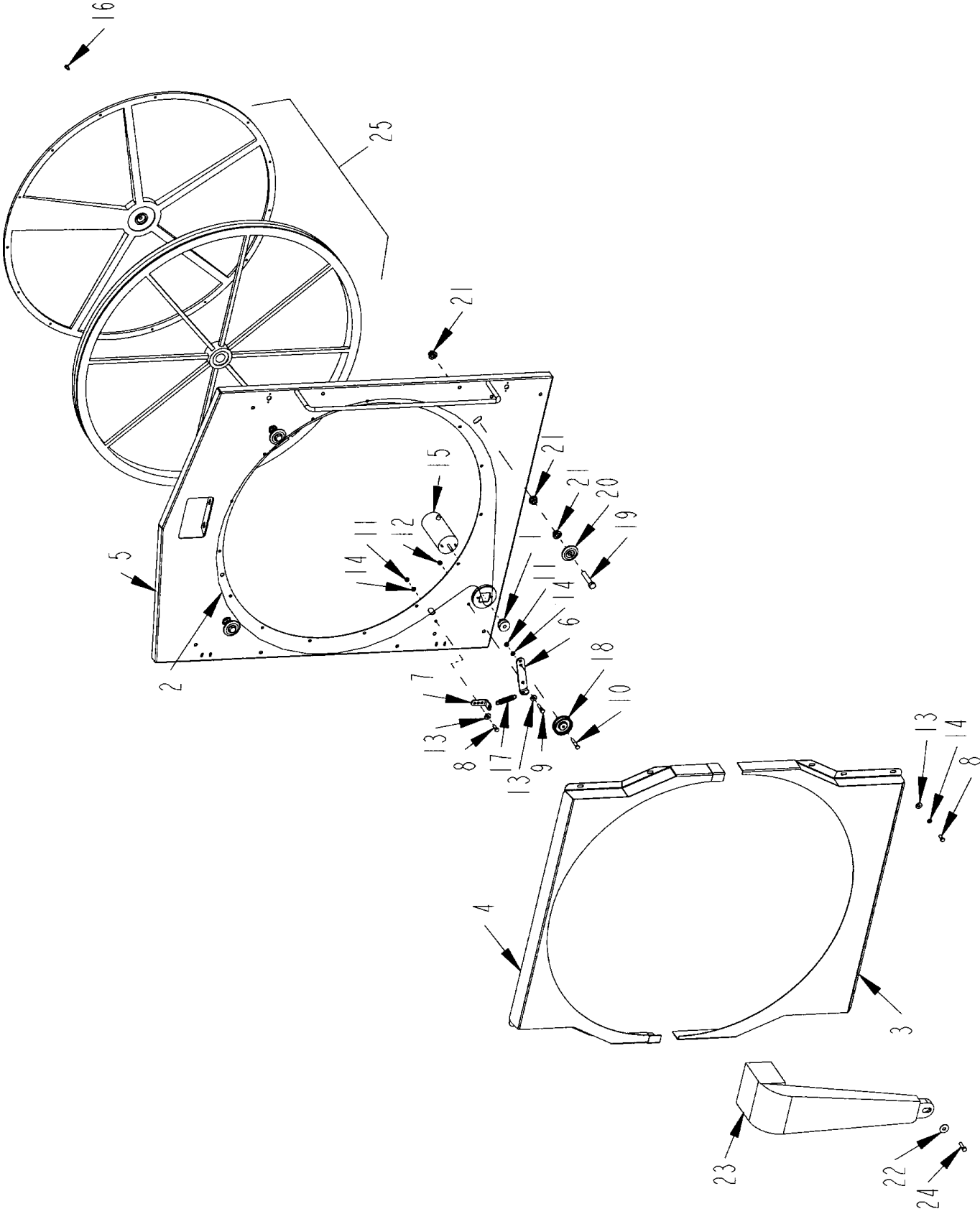
ITEM	PART	QTY.	PART DESCRIPTION
1	4000219	1	RAD\HYD\23X19\1-1/16"-1
2	4000300	1	RAD\HYD\5-5/8X13-3/4X1-3/4\AKG_C-8
3	4501486	1	COVER\ENG\LH
4	4501487	1	COVER\ENG\RH
5	4501490	1	BRKT\CLAMP\FRM\COOLER\OIL
6	4501492	3	BRKT\COOLER\OIL
7	4501495	2	MNT\ENGINE\FRONT\CAT3406
8	4501496	1	CVR\RIDGE\SHROUD\ENG
9	4501497	4	BRKT\PIVOT\DOOR
10	4501562	1	DECK\SEVR\ENG
11	4501824	1	DECK\SERV (only with hood loader option)
12	4501828	2	SEAL\RAD\TOP
13	4501829	2	SEAL\RAD\SIDE
14	4501912	1	BRKT\COOLER\OIL\525
15	4501913	1	FRM\PIVOT\COOLER\OIL\525
16	4502006	1	MNT\ENG\525
17	4502014	1	SHROUD\ENG\REAR
18	4703579	10	HINGE\ASSY\FAB\3-1/2
19	4703870	1	BRKT\LIGHT\LH
20	4703871	1	BRKT\LIGHT\RH
21	4703893	2	DOOR\ACCESS\ENGINE\L.H.
22	4703894	2	DOOR\ACCESS\ENGINE\R.H.
23	4703895	1	DOOR\RAD
24	4704298	1	SHROUD\RAD
25	4704653	1	CVR\ACCESS\SHROUD
26	4704680	1	TUBE\INTAKE\AIR
27	4704682	2	BRACE\SHROUD
28	4800003	107	BOLT\HEX\3/8X1
29	4800013	4	BOLT\HEX\5/16X1
30	4800018	10	BOLT\HEX\1/2X1-1/4
31	4800085	4	BOLT\HEX\1/2X1
32	4800098	16	BOLT\HEX\3/8X1-1/4\NC
33	4800468	20	SCR\RD\SLOT\#10X1/2
34	4800925	4	BOLT\HEX\7/8X5
35	4900001	14	NUT\HEX\1/2\NC
36	4900002	120	NUT\HEX\3/8\NC
37	4900003	4	NUT\HEX\5/16\NC
38	4900023	12	NUT\TPLCK\3/8\NC
39	4900072	20	NUT\HEX\#10\NC
40	5000001	165	WASH\FLAT\3/8
41	5000004	24	WASH\FLAT\1/2
42	5000006	14	WASH\LOCK\1/2
43	5000019	135	WASH\LOCK\3/8
44	5000022	4	WASH\LOCK\5/16
45	5000023	4	WASH\FLAT\5/16
46	5000071	20	WASH\LOCK;EXT\STAR\#10
47	5000098	4	WASH\FLAT\7/8
48	5000106	4	WASH\LOCK\7/8
49	5700317	3	LAMP\HALOGEN\4X6\24V BULB\HALOGEN\24V, replacement bulb for 5700317
50	7500664	8	BALL STUD\SHOCK\FITTING\M6
51	7500665	8	END FITTING\GAS SPRING \m6
52	7500666	8	SAFETY CLIP
53	7500891	1	KNOB\CLAMP\3/8NCx1"STUD
54	7500907	10	LATCH\COMP\HD
55	7501063	4	CUSH\RBBR\3-1/2ODX2-7/8\0.94 BOLT HOLE
56	7501074	3	WEATHERSTRIP\SCRN\RAD
57	7500663	4	SPRNG\GAS\90LB\9416K224

NOT SHOWN

7500590

ENCL\OPS\8-1/2X11X1-5/8\>

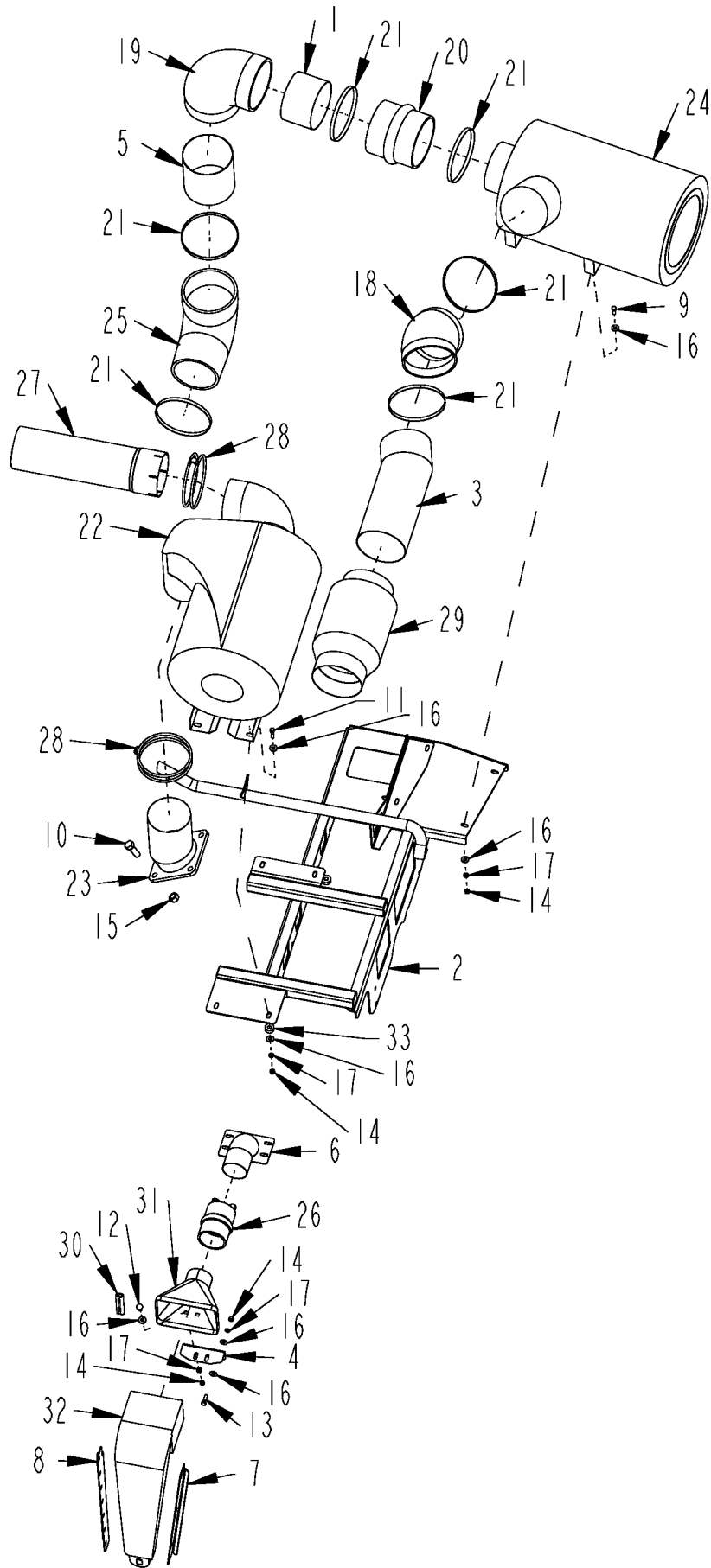
ROTARY SCREEN ASSEMBLY



ROTARY SCREEN ASSEMBLY

ITEM	PART	QTY.	PART DESCRIPTION
1	1400090	1	PULLEY G&G
2	1600085	1	V-BELT\AX158\COG-BELT
3	4501395	1	CVR\ROTARYSCREEN\BOTTOM
4	4501396	1	CVR\ROTARYSCREEN\TOP
5	4501564	1	DOOR\RAD
5A	4703895		DOOR\RAD
6	4501569	1	IDLER\SCREEN\ROTARY
7	4501571	1	BRKT\SPRING\IDLER\SCREEN\ROTARY
8	4800003	11	BOLT\HEX\3/8X1
9	4800034	1	BOLT\HEX\3/8X1-1/2
10	4800146	1	BOLT\HEX\3/8X2
11	4900002	2	NUT\HEX\3/8\NC
12	4900023	1	NUT\TPLCK\3/8\NC
13	5000001	12	WASH\FLAT\3/8
14	5000019	12	WASH\LOCK\3/8
15	5700537	1	MTR\ELEC\24V\03HP
16	7501073	15	SCREW\SCRN\RAD
17	7501076	1	SPRING\SCRN\RAD
18	7501077	1	SHEAVE\SCRN\RAD
19	7501078	4	CAP\SCREW\SCRN\RAD
20	7501079	4	ROLLER\ ROTARYSCREEN
21	7501080	12	FLANGE\NUT\SCRN\RAD
22	7501081	1	WASHER\SCRN\RAD
23	7501083	1	AIR\DUCT\SCRN\RAD
24	7501089	1	CAP\SCREW\SCRN\RAD
25	7501084	1	SCREEN\ROTARY\RAD

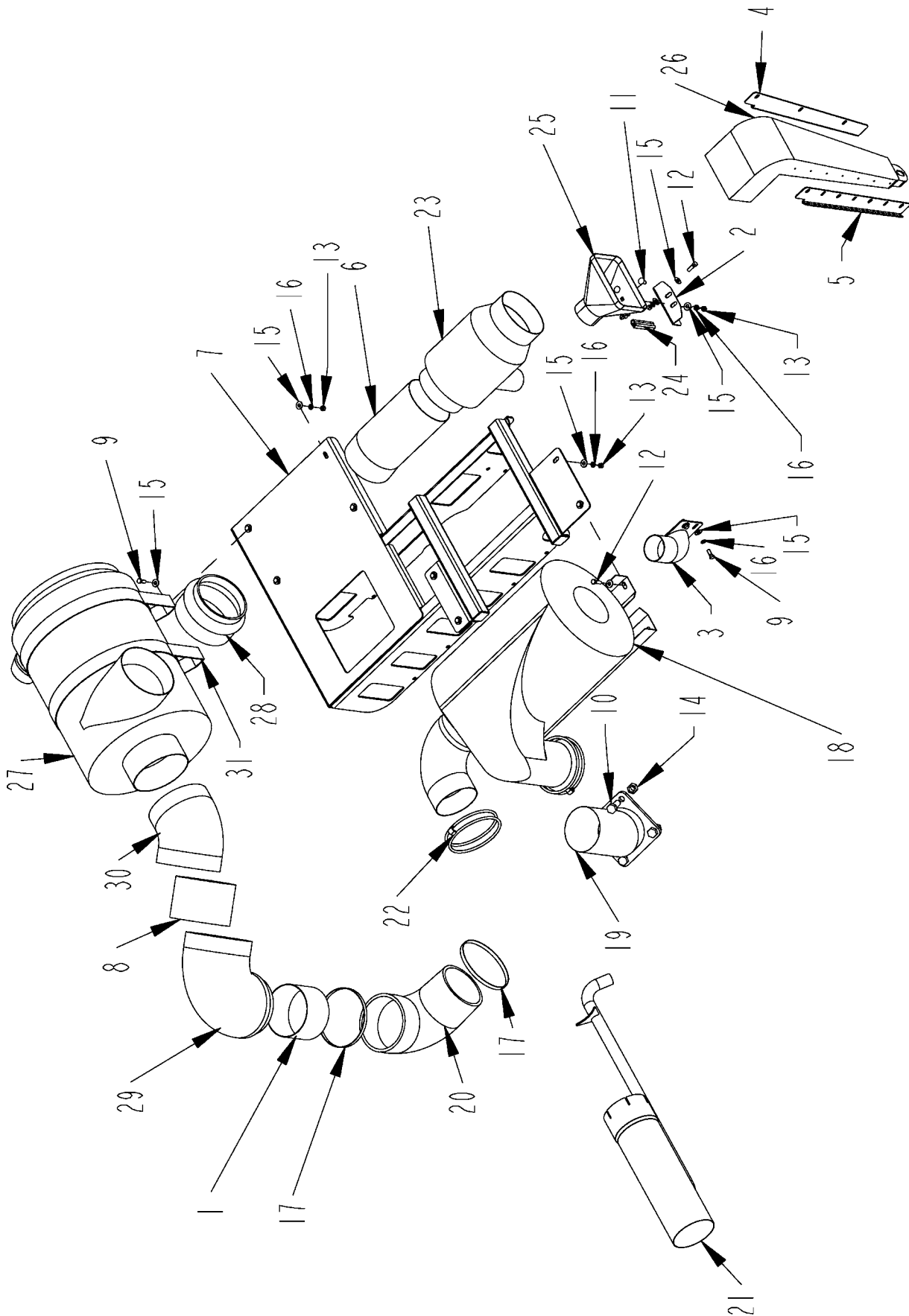
ENGINE DUCTING - 463 AND 525 HP ENGINES



ENGINE DUCTING - 463 AND 525 HP ENGINES

ITEM	PART	QTY.	PART DESCRIPTION
1	4501392	1	TUBE\INTAKE\AIR
2	4501483	1	BRKT\MUFFLER\AIRCLEANER
3	4501499	1	TUBE\INTAKE\AIR
4	4501565	1	BRKT\FUNNEL\SHROUD\RAD
5	4501568	1	TUBE\INTAKE\AIR
6	4501582	1	ELBOW\SCREEN\ROTARY
7	4501584	1	SEAL\SCREEN\ROTARY
8	4501585	1	SEAL\SCREEN\ROTARY
9	4800003	4	BOLT\HEX\3/8X1
10	4800033	4	BOLT\HEX\3/4X2
11	4800034	4	BOLT\HEX\3/8X1-1/2
12	4800053	2	BOLT\CRG\3/8X1\NC
13	4800098	2	BOLT\HEX\3/8X1-1/4\NC
14	4900002	12	NUT\HEX\3/8\NC
15	4900139	4	NUT\TPLCK\3/4\GR8\NC
16	5000001	22	WASH\FLAT\3/8
17	5000019	12	WASH\LOCK\3/8
18	7500513	1	FTG\RBBR\5\45DEG\ELL
19	7500514	1	FTG\RBBR\7\90DEG\ELL
20	7500643	1	FTG\RBBR\7\CPLG
21	7500644	6	CLMP\HOSE\7
22	7500875	1	SILENCER\EXHAUST\COWL
23	7500915	1	EXHST\FLEX\COWL
24	7500920	1	AIRCLEANER\FVG\DONALDSON
24A	4400084		FLTR\ELMT\AIR\PRMRY
24B	4400085		FLTR\ELMT\AIR\SAFTY
25	7500922	1	FTG\RBBR\7\TO6\90DEG\ELL
26	7500923	1	FTG\RBBR\3-1/2\CPLG
27	7500924	1	TUBE\EXHAUST\6"X20-7/8-SC ONE END
28	7500925	2	CLAMP\EXHAUST\6
29	7501066	1	SPRTR\INLINE\H001906
30	7501074	1	WEATHERSTRIP\SCRN\RAD
31	7501075	1	Z62350-FUNNEL
32	7501083	1	AIR\DUCT\SCRN\RAD
33	7501235	4	CUSH\RBBR\1-1/4ODX1/2IDX1/2THICK

ENGINE DUCTING - 475 AND 540 HP ENGINES



ENGINE DUCTING - 475 AND 540 HP ENGINES

ITEM	PART	QTY.	PART DESCRIPTION
1	4501392	1	TUBE\INTAKE\AIR
2	4501565	1	BRKT\FUNNEL\SHROUD\RAD
3	4501582	1	ELBOW\SCREEN\ROTARY
4	4501584	1	SEAL\SCREEN\ROTARY\LH
5	4501585	1	SEAL\SCREEN\ROTARY\RH
6	4704680	1	TUBE\INTAKE\AIR
7	4704681	1	BRKT\MUFFLER\AIR\CLEANER
8	4704684	1	TUBE\INTAKE\AIR
9	4800003	8	BOLT\HEX\3/8X1
10	4800033	4	BOLT\HEX\3/4X2
11	4800053	2	BOLT\CRG\3/8X1\NC
12	4800098	6	BOLT\HEX\3/8X1-1/4\NC
13	4900002	12	NUT\HEX\3/8\NC
14	4900139	4	NUT\PLCK\3/4\GR8\NC
15	5000001	26	WASH\FLAT\3/8
16	5000019	16	WASH\LOCK\3/8
17	7500644	2	CLAMP\HOSE\7
18	7500875	1	SILENCER\EXHAUST\COWL
19	7500915	1	EXHST\FLEX\COWL
20	7500922	1	FTG\RBBR\7TO6\90DEG\ELL
21	7500924	1	TUBE\EXHAUST\6"X20-7/8-SC ONE END
22	7500925	2	CLAMP\EXHAUST\6
23	7501066	1	SPRTR\INLINE\H001906
24	7501074	1	WEATHERSTRIP\SCRN\RAD\>
25	7501075	1	FUNNEL\SCRN\RAD\>
26	7501083	1	AIR\DUCT\SCRN\RAD\>
27	7501274	1	AIRCLEANER\FRG\18"
28	7501275	1	FTG\RBBR\CPLG\8TO7
29	7501276	1	FTG\RBBR\8TO7\90DEGEELL
30	7501277	1	FTG\RBBR\8\45DEGELL
31	7501278	2	CLMP\AIRCLEANER\18"

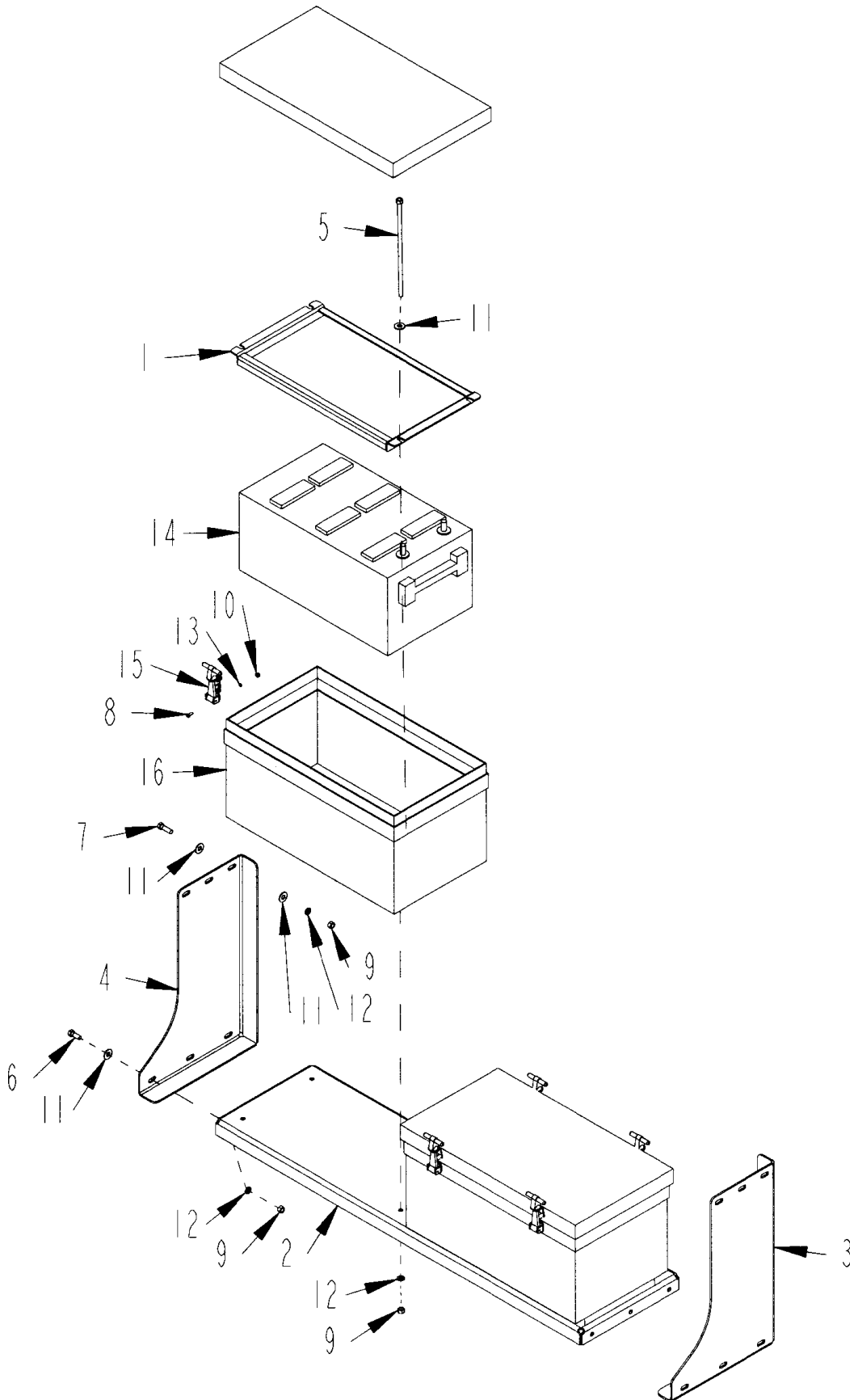
REPLACEMENT AIR FILTER FOR 7501074

4400122	FLTR\ELMT\AIR\PRMRY\
4400123	FLTR\ELMT\AIR\SAFTY

NOT SHOWN

3700738	HOSE\AIR\3-1/2"ID (flexible)
4502096	TUBE\SCREEN\ROTARY (rigid)

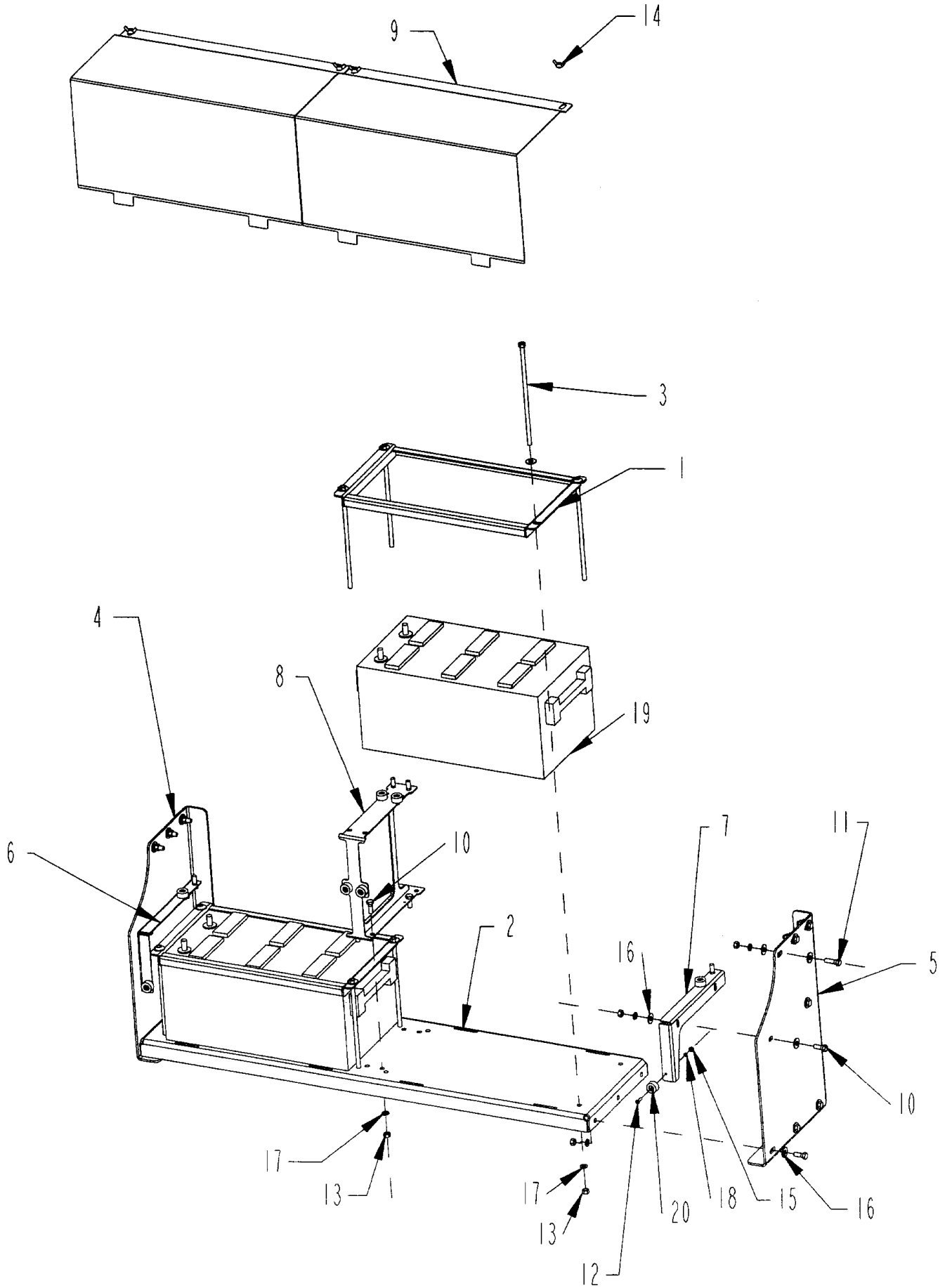
BATTERY BOX ASSEMBLY - ORIGINAL STYLE



BATTERY BOX ASSEMBLY - ORIGINAL STYLE

ITEM	PART	QTY.	PART DESCRIPTION
1	4501551	2	BRKT\BATT
2	4501552	1	BRKT\BOX\BATTERY\BOTTOM
3	4501566	1	BRKT\BOX\BATTERY
4	4501567	1	BRKT\BOX\BATTERY
5	4703198	8	HLDN\BRCKT\BTTRY
6	4800003	6	BOLT\HEX\3/8X1
7	4800098	6	BOLT\HEX\3/8X1-1/4\NC
8	4800468	32	SCR\RD\SLOT\#10X1/2
9	4900002	20	NUT\HEX\3/8\NC
10	4900072	32	NUT\HEX\#10\NC
11	5000001	26	WASH\FLAT\3/8
12	5000019	20	WASH\LOCK\3/8
13	5000071	32	WASH\LOCK;EXT\STAR\#10
14	5700002	2	BATT\12VDC
15	7500606	8	LATCH\35-MAUSTIN
16	7500917	2	BOX\BTTRY\12X21-3/4X11\8D

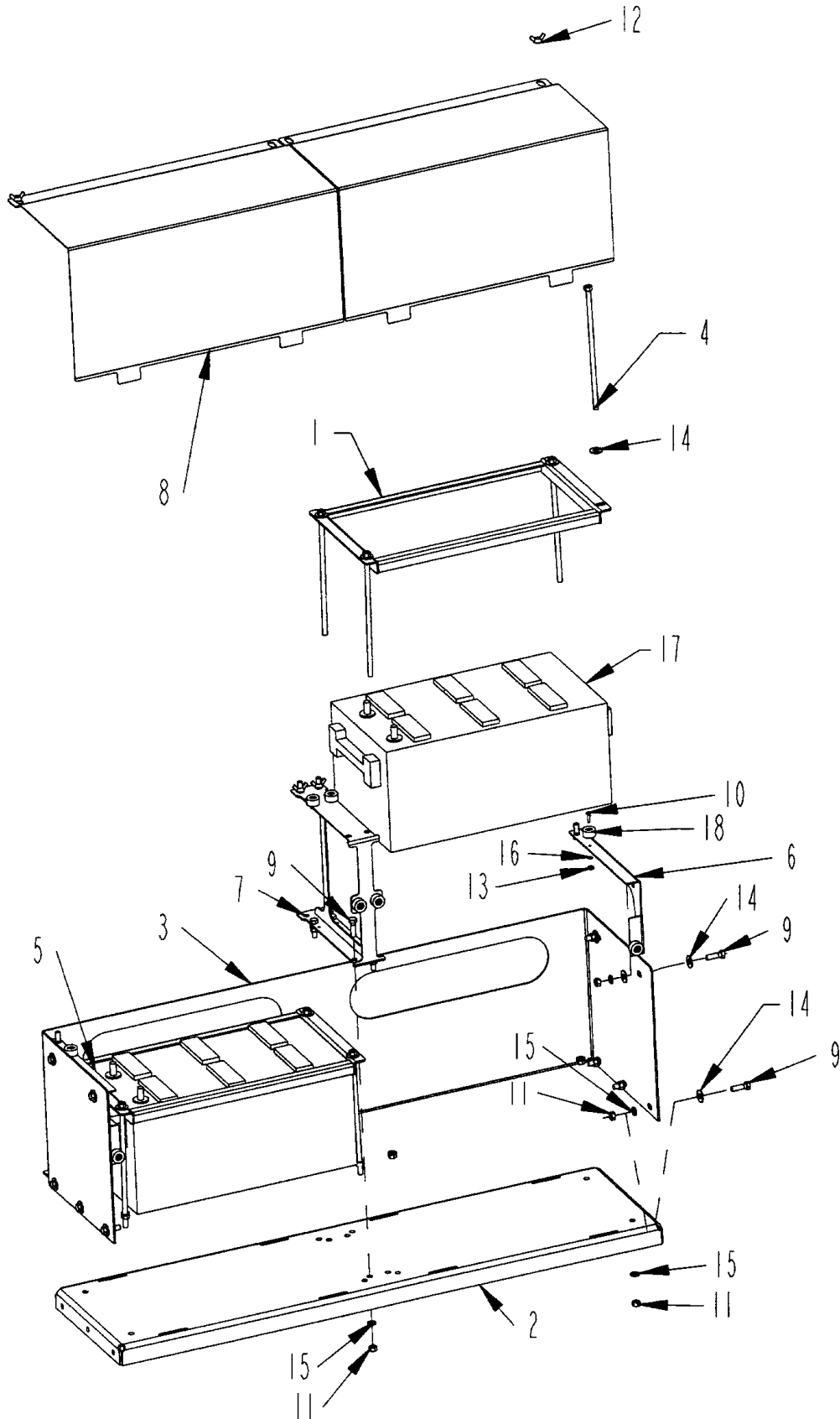
BATTERY BOX ASSEMBLY - NEW STYLE



BATTERY BOX ASSEMBLY - NEW STYLE

ITEM	PART	QTY.	PART DESCRIPTION
1	4501551	2	BRKT\BATT
2	4501552	1	BRKT\BOX\BATTERY\BOTTOM
3	4703198	8	HLDN\BRCKT\BTTRY
4	4703944	1	BRKT\BOX\BATTERY\LH
5	4703945	1	BRKT\BOX\BATTERY\RH
6	4703946	1	BRKT\COVER\BOX\BTTRY\LH
7	4703947	1	BRKT\COVER\BOX\BTTRY\RH
8	4703948	1	BRKT\COVER\BOX\BATTERY
9	4703949	2	COVER\BATTERY
10	4800003	18	BOLT\HEX\3/8X1
11	4800098	6	BOLT\HEX\3/8X1-1/4\NC
12	4800497	8	SCR\PAN\PHL\#10-24X3/4\NC
13	4900002	36	NUT\HEX\3/8\NC
14	4900032	4	NUT\WING\3/8\NC
15	4900072	8	NUT\HEX\#10\NC
16	5000001	34	WASH\FLAT\3/8
17	5000019	28	WASH\LOCK\3/8
18	5000071	8	WASH\LOCK\EXT\STAR\#10
19	5700002	2	WASH\1-1/4ID\1-7/8OD\14GA
20	7500756	8	BMPR\RBBR\1-1/32X5\8

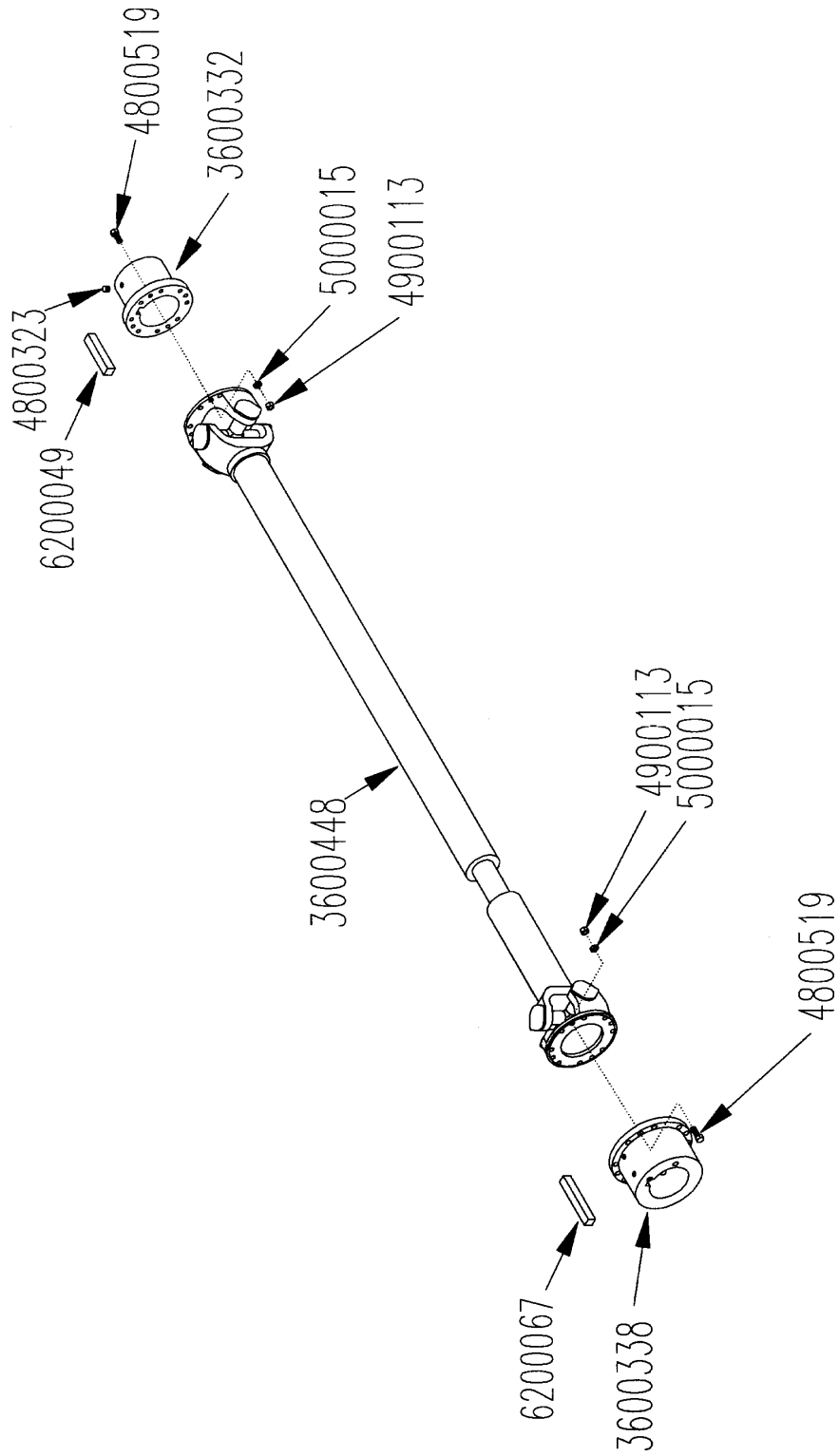
BATTERY BOX ASSEMBLY - HOOD LOADER



BATTERY BOX ASSEMBLY - HOOD LOADER

ITEM	PART	QTY.	PART DESCRIPTION
1	4501551	2	BRKT\BATT
2	4501552	1	BRKT\BOX\BATTERY\BOTTOM
3	4502011	1	BRKT\BTTRY
4	4703198	8	HLDN\BRCKT\BTTRY
5	4703946	1	BRKT\COVER\BOX\BTTRY
6	4703947	1	BRKT\COVER\BTTRY
7	4703948	1	BRKT\COVER\BOX\BATTERY
8	4703949	2	COVER\BTTRY
9	4800098	14	BOLT\HEX\3/8X1-1/4\NC
10	4800497	8	SCR\PAN\PHL\#10X3/4\NC
11	4900002	22	NUT\HEX\3/8\NC
12	4900032	4	NUT\WING\3/8\NC
13	4900072	8	NUT\HEX\#10\NC
14	5000001	22	WASH\FLAT\3/8
15	5000019	22	WASH\LOCK\3/8
16	5000071	8	WASH\LOCK;EXT\STAR\#10
17	5700002	2	BATT\12VDC
18	7500756	8	BMPR\RBBR\1-1/32X5/8
	4502021		ASSY\BOX\BATTERY\525

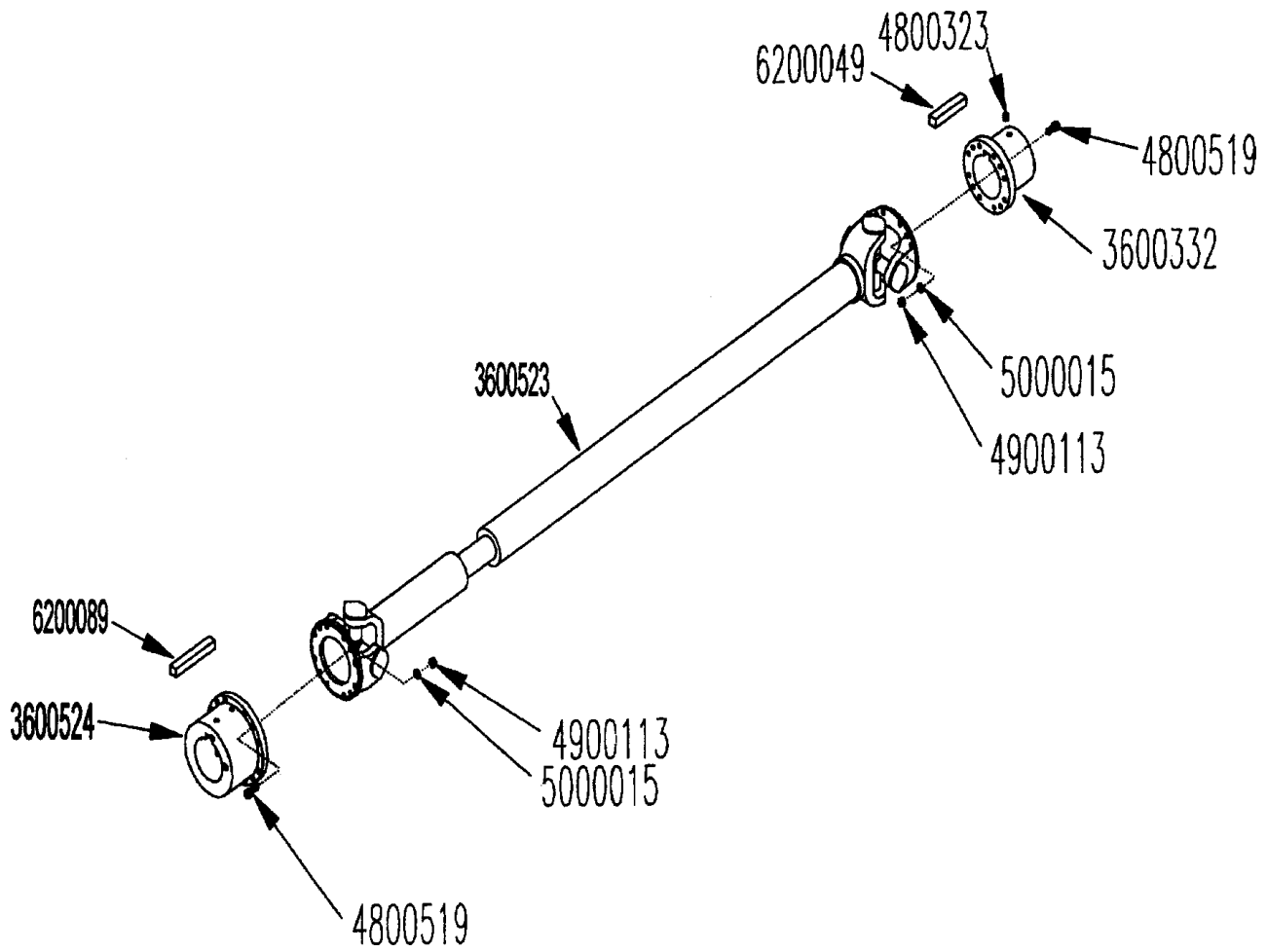
DRIVE LINE ASSEMBLY 463 & 475 HP



DRIVE LINE ASSEMBLY 463 & 475 HP

PART	QTY.	PART DESCRIPTION
3600332	1	FLG\4IDX4L\1810\DRLIN\HUB
3600338	1	FLG\80MMX4L\1810\HUB
3600448	1	DRLIN\IND\1810\70-3/4
4800323	8	SCR\SET\ALN\1/2X1\NC
4800519	24	BOLT\HEX\7/16X1-1/2\GR8\NF
4900113	24	NUT\HEX\7/16\GR8\NF
5000015	24	WASH\LOCK\7/16
6200049	1	KEY\SQ\1X4
6200067	1	KEY\REC\868X925X3-3/4

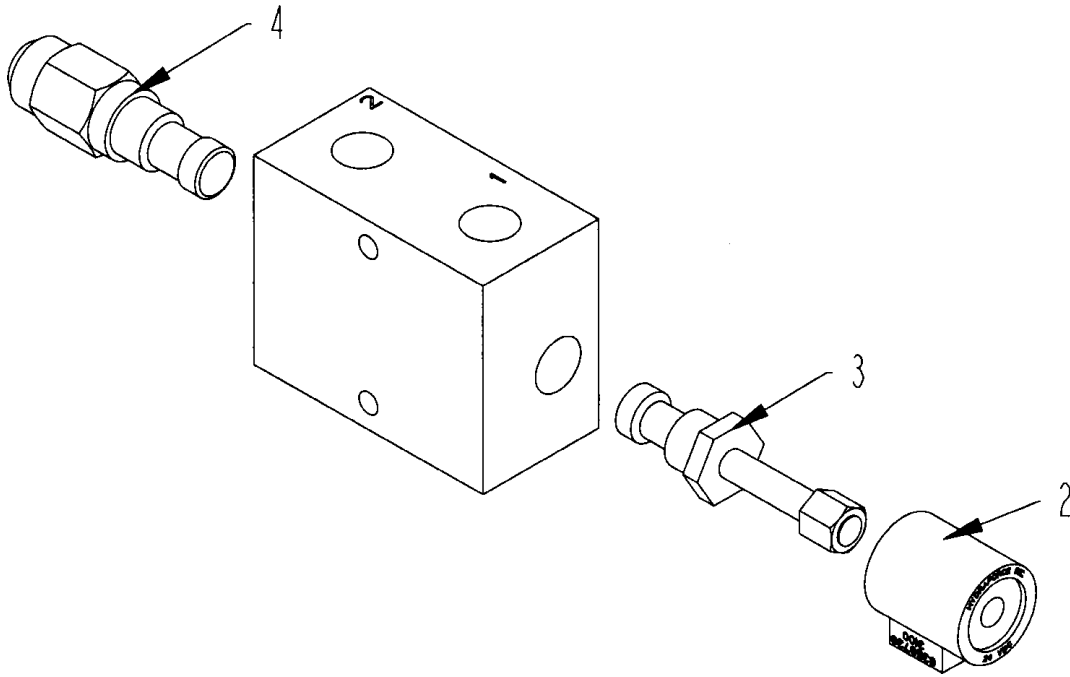
DRIVE LINE ASSEMBLY - 525 & 540 HP



DRIVE LINE ASSEMBLY - 525 & 540 HP

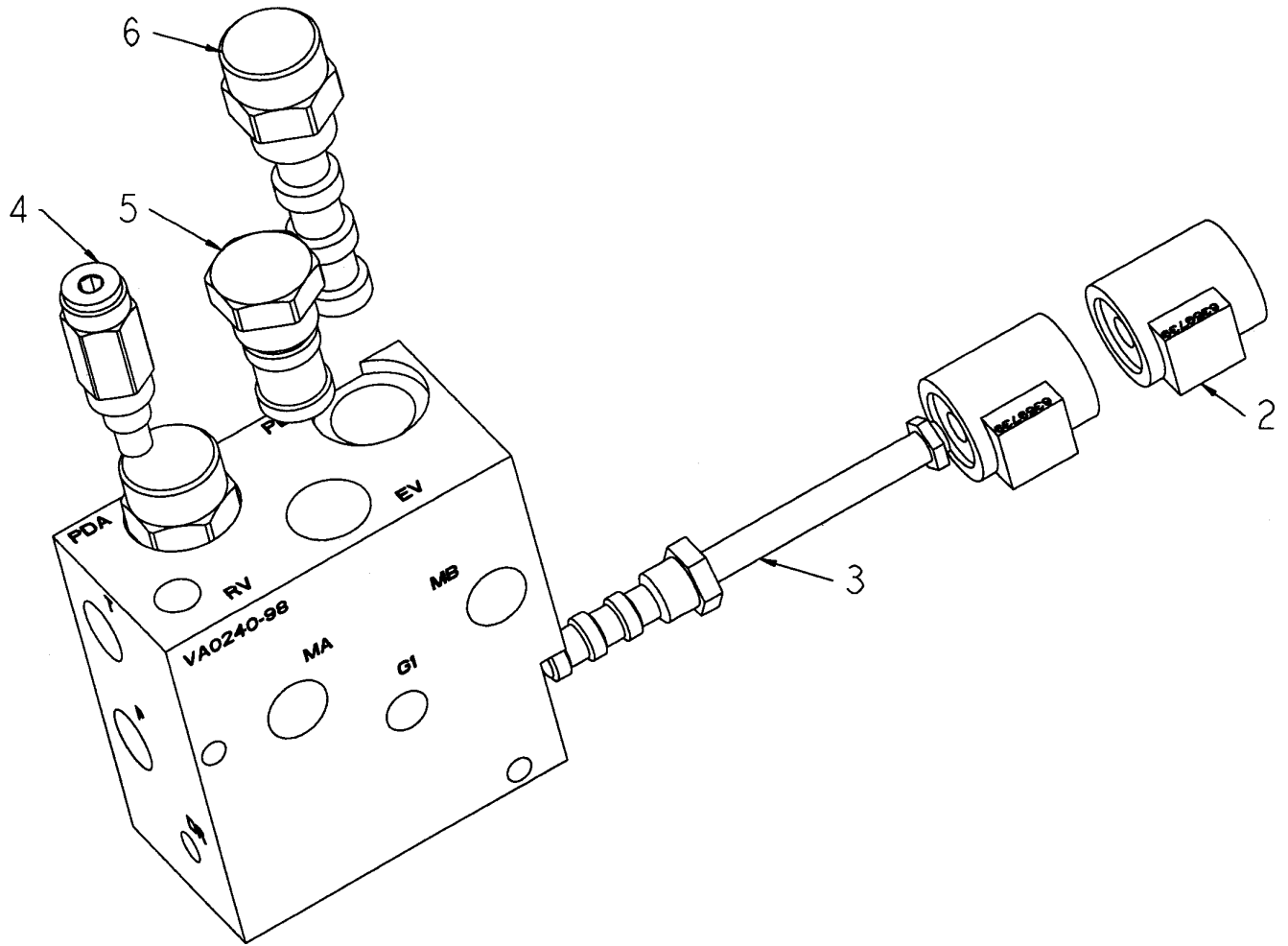
PART	QTY.	PART DESCRIPTION
3600332	1	FLG\4IDX4L\1810\DRLIN\HUB
3600523	1	DRLIN\IND\1810\64\1150 W/525HP
3600524	1	FLG\100MMX4L\1810\HUB
4800323	8	SCR\SET\ALN\1/2X1\NC
4800519	24	BOLT\HEX\7/16X1-1/2\GR8\>
4900113	24	NUT\HEX\7/16\GR8\NF
5000015	24	WASH\LOCK\7/16
6200049	1	KEY\SQ\1X4
6200089	1	KEY\SQ\STEP\1-1/8X1-1/8

HYDRAULIC CONVEYOR VALVE 4000208



ITEM	PART	QTY.	PART DESCRIPTION
	4000208	1	VLV\HYD\CNVYR\BLK\MFLD
2	4000229	1	VALVE\HYD\SOL\24V\635W/D\WPEND
3	4000241	1	VALVE\HYD\CART\2POS
4	4000242	1	VALVE\HYD\RELIEF\CART\2000PSI

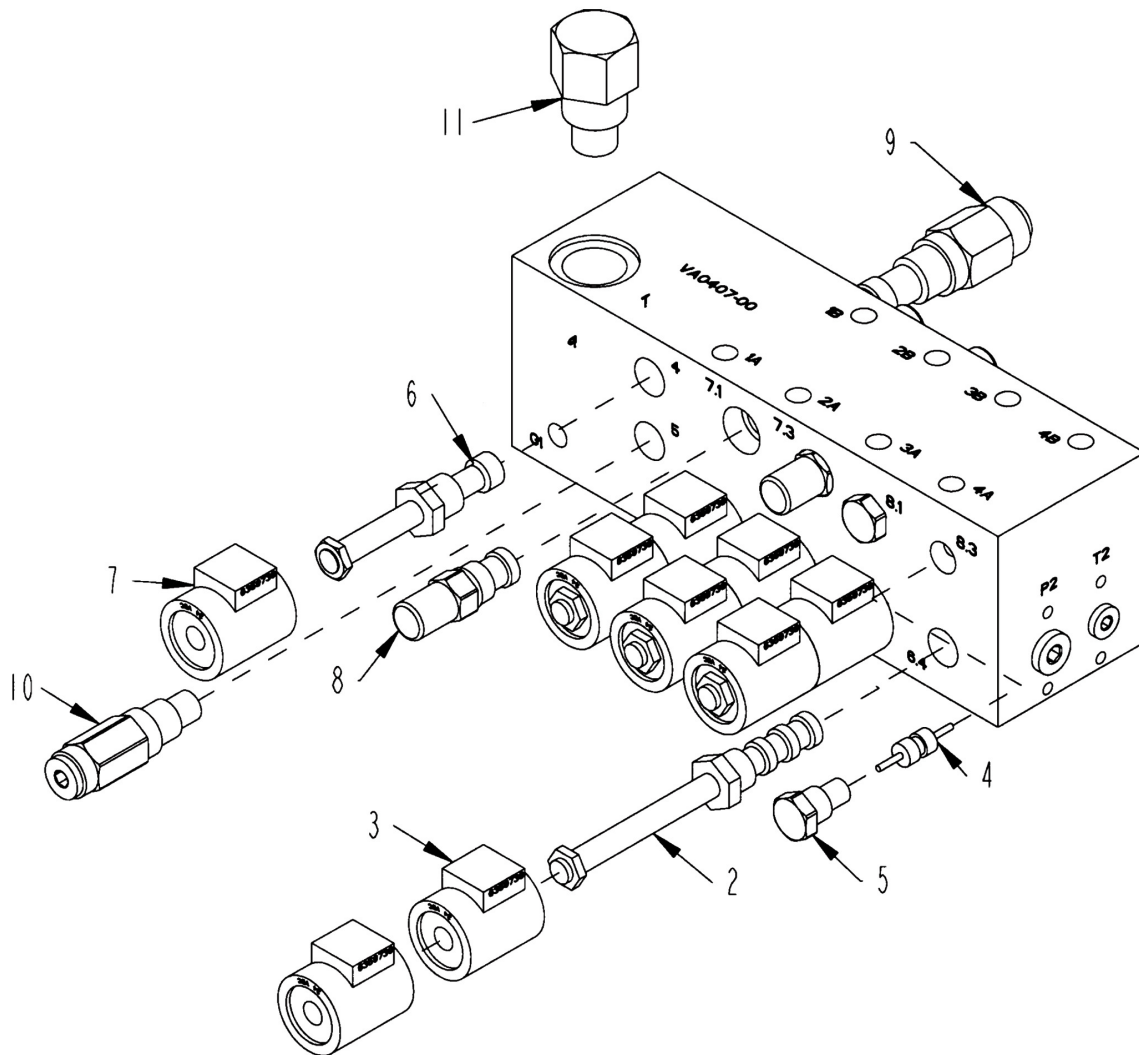
HYDRAULIC PARTS - TUB VALVE 4000207



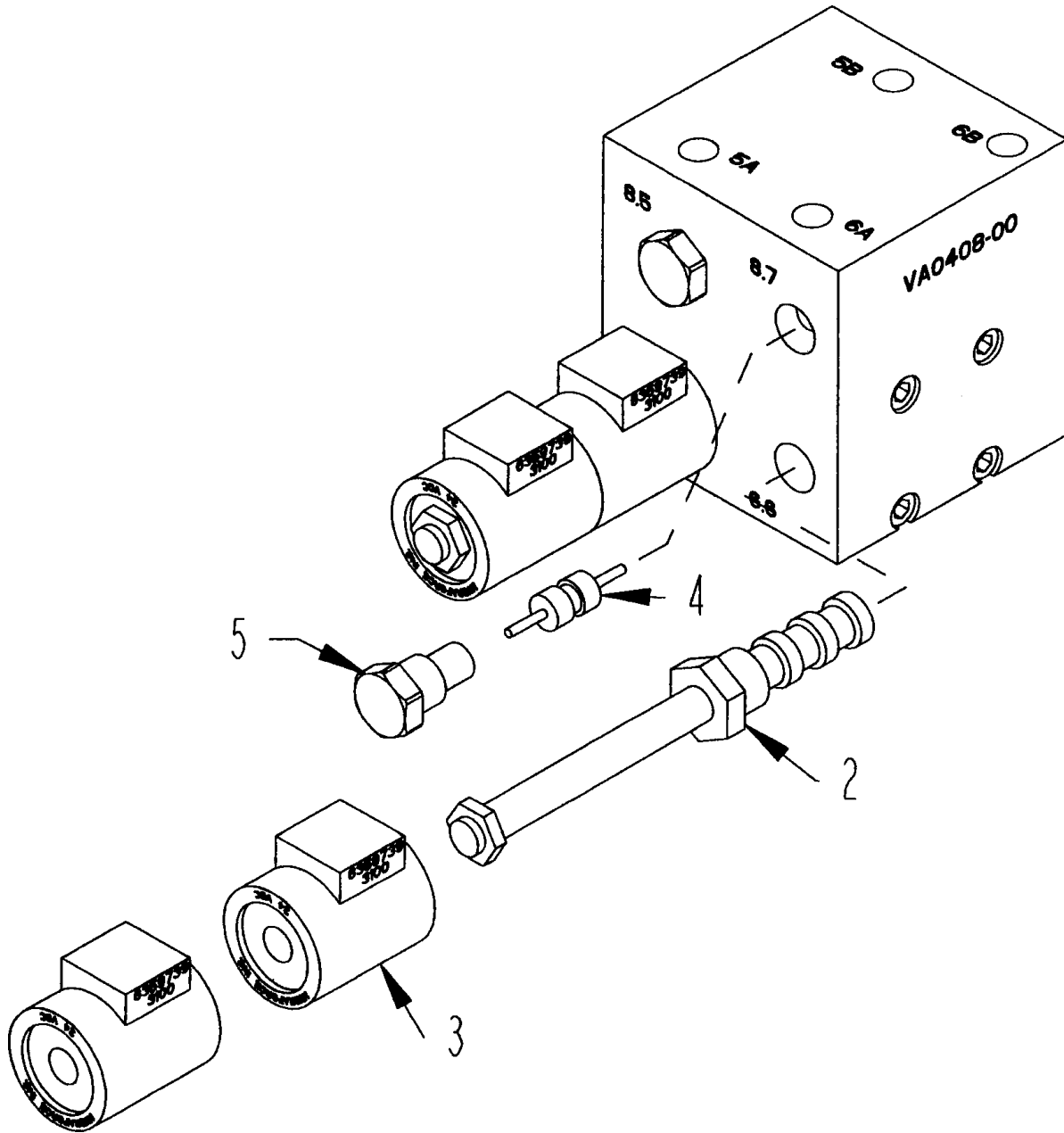
ITEM	PART	QTY.	PART DESCRIPTION
	4000207	1	VLV\HYD\TUB\BLK\MFLD\24V
2	4000229	1	VALVE\HYD\SOL\24V\635\W/D\WPEND
3	4000296	1	VALVE\HYD\CART\3POS,4WAY\OPEN CENTER
4	4000320	1	VALVE\RELIEF\2000#\
5	4000445	1	VALVE\CART\VENTED PRESS BLOCK
6	4000456	2	VALVE\HYD\CART\3WAY\PILOTED

HYDRAULIC AUXILIARY VALVE 4000210

ITEM	PART	QTY.	PART DESCRIPTION
	4000210	1	VLVHYD\AUX\BLK\MFLD
2	4000228	4	VALVE\HYD\CART\3POS,4WAY
3	4000229	8	VALVE\HYD\SOL\24V\635W/D\WPEND
4	4000230	2	VALVE\HYD\PILOT\PISTON
5	4000231	4	VALVE\CHECK\CART\
6	4000233	1	VALVE\HYD\CART\2POS,3WAY
7	4000305	1	VALVE\HYD\SOL\20V\635W/D\WPEND
8	4000313	4	VALVE\CART\CNTRBLNC\3:1
9	4000405 4000433	1	VLV\HYD\RELIEF\CART\2800 VALVE\SEAL\KIT\SZ12\CART for 4000405
10	4000406 4000298	1	VLV\HYD\RELIEF\CART\2250 VALVE\SEAL\KIT\SZ10\CART for 4000406
11	4000435 4000436	1	VALVE\CART\DIVIDER\5GPM VALVE\SEAL\KIT\SZ16\CART for 4000435

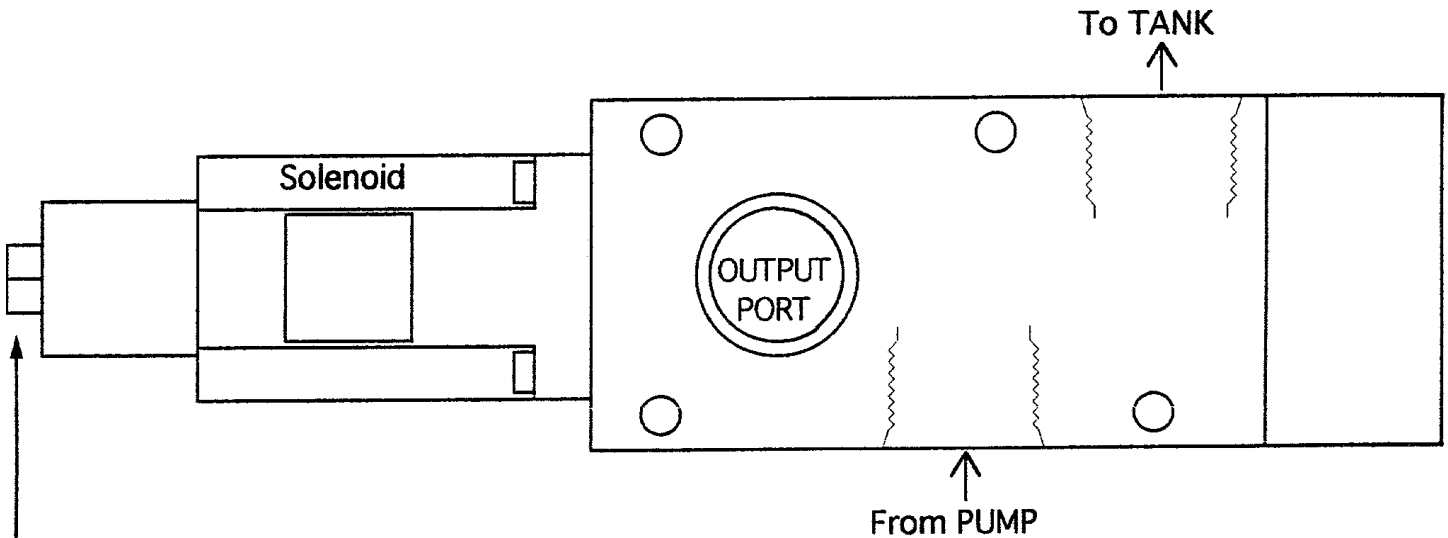


HYDRAULIC MANIFOLD BLOCK VALVE 4000211



ITEM	PART	QTY.	PART DESCRIPTION
	4000211	1	VLV\HYD\AUX\BLK\MFLD\TOC
2	4000228	2	VALVE\HYD\CART\3POS,4WAY\MOTOR CENTER
3	4000229	4	VALVE\HYD\SOL\24V\635\W\DI\WPEND
4	4000230	2	VALVE\HYD\PILOT\PISTON
5	4000231	4	VALVE\CHECK\CART\

FLOW CONTROL VALVE - CV98 - 4300069



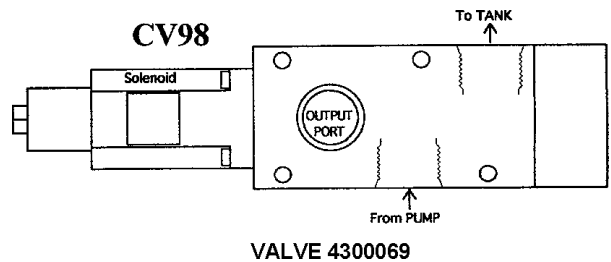
Starting Point/Manual Override Adjustment

The starting point is preset to 0 GPM. If any further adjustment is required;
 1- Loosen jam nut. 2- Turn the adjusting screw clockwise to increase the flow or counter clockwise to decrease flow. 3- Gently tighten the jam nut.

WARNING- If the adjusting screw is turned to far counter clockwise, the valve will behave erratically or stop working all together. Turn the adjusting screw no more than 1/16 to 1/8 of a turn counter clockwise after flow has stopped.

For manual operation when electrical control fails, turn the adjusting screw clockwise until the desired constant flow is obtain.

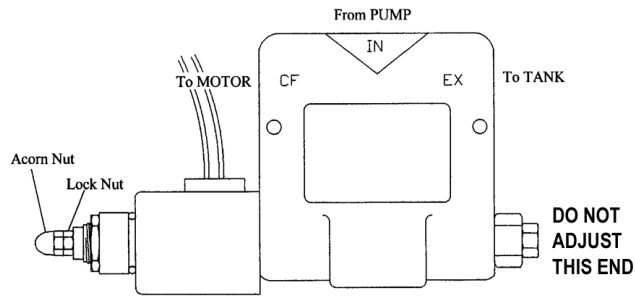
PART	QTY	DESCRIPTION
		CV98
4300069	1	Valve\Servo\25gpm\24vDC
4300054		Solenoid\Hyd Valve\24V, see notes below



Note - The difference between the 12Volt and 24Volt solenoid is listed on the serial number plates.

The solenoids are Elwood 160261-xx6 or 160261-xx9. The 6 is a 12 volt solenoid, the 9 is a 24 volt solenoid. Also, 12 or 24 are stamped on the newest serial number plates.

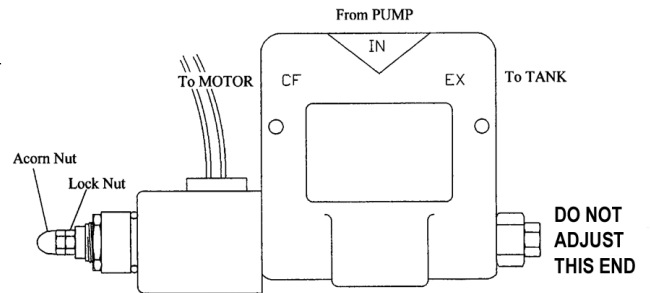
ELECTRO-HYDRAULIC VALVE CALIBRATION - S.N. GJ0167 & UP



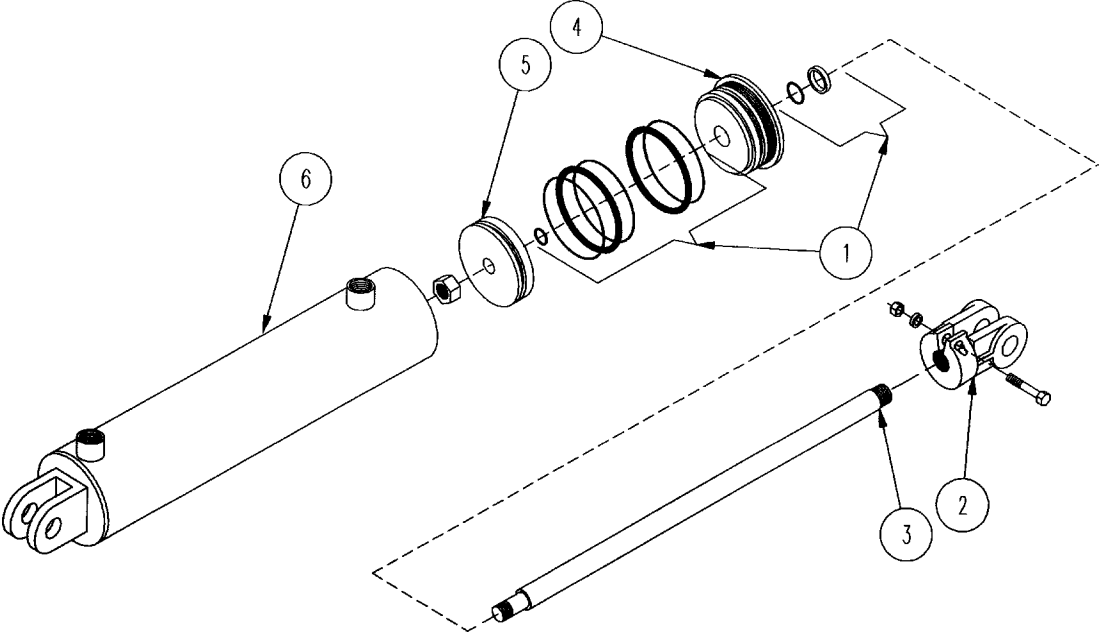
To calibrate the electro-hydraulic valve coil after following the three steps above, perform the following steps:

1. Shut down the machine using the normal shutdown procedure in this manual
2. Disconnect the wiring harness from the electro-hydraulic valve coil.
3. Remove the acorn nut from the end of the electro-hydraulic valve. This will reveal a jam nut and an adjusting stud with a screwdriver slot.
4. Loosen the jam nut.
5. Turn the adjusting screw counterclockwise until it stops.
6. Lock the adjusting screw with the jam nut and replace the acorn nut. Reconnect the wiring harness to the electro-hydraulic valve coil.

PART	QTY	DESCRIPTION
4300072		VALVE
4300074		SOLENOID
4300077		SEAL KIT



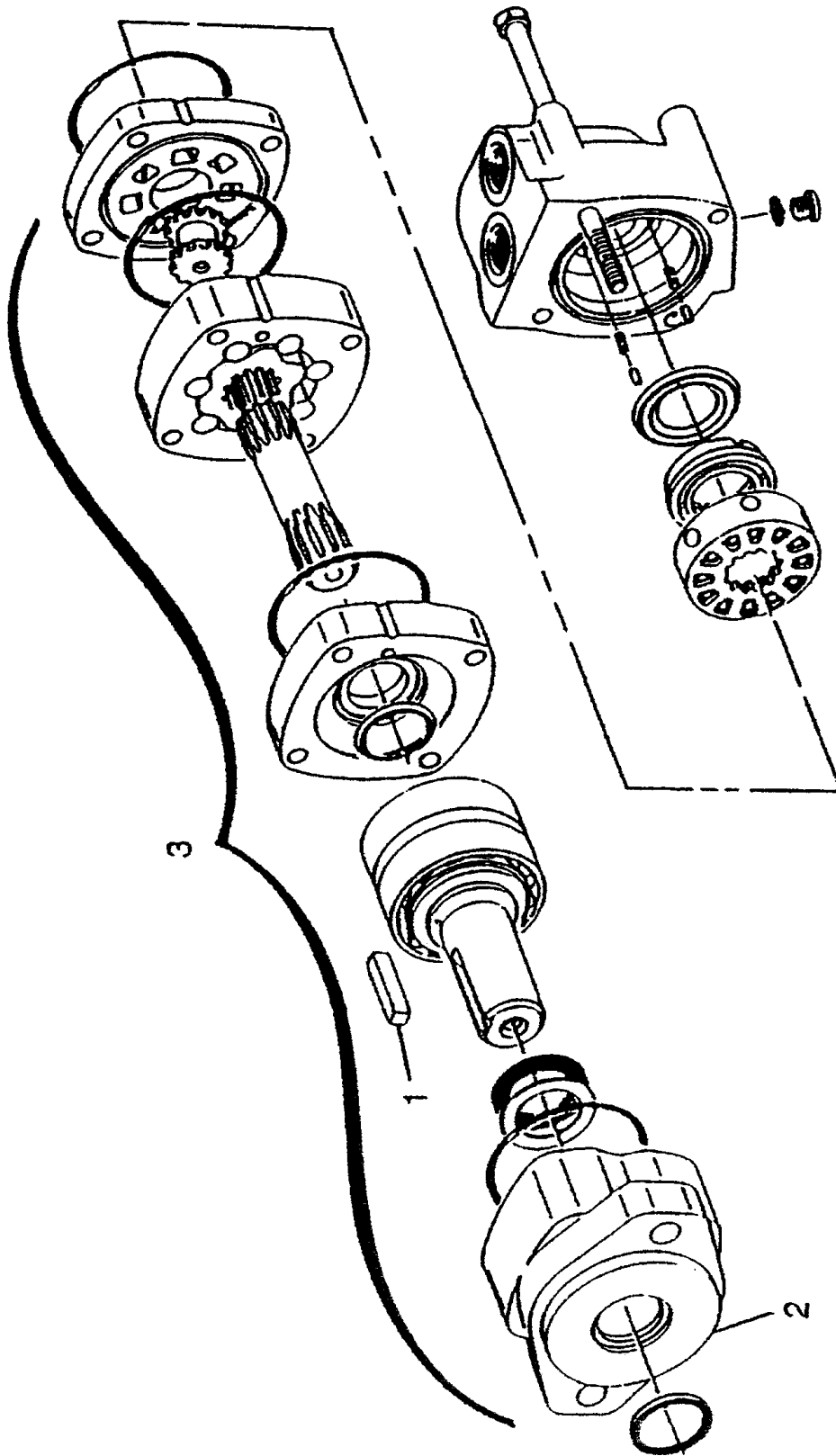
HYDRAULIC CYLINDER PARTS



HYDRAULIC CYLINDER PARTS

ITEM	PART	QTY.	PART DESCRIPTION
	4100210		CYL\HYD\2X8\1-1/4RD\WELDED
1	4100093		CYL\HYD\SEAL;KIT\2 X 8
	4100175		CYL\HYD\3X36\PARALLEL\CLEV\7/8FOR
1	4100103	1	CYL\HYD\KIT\SEAL\3\1-1/2" ROD
2	4100132	1	CYL\HYD\YOKE
3	4100174	1	CYL\HYD\ROD\1-1/2\3X36
4	4100102	1	CYL\HYD\GLAND\1-1/2" ROD
5	4100104	1	CYL\HYD\PISTON\3"
	4100144		CYL\HYD\4X30\1-3/4"ROD\CLEVIS ENDS\O-RING PORTS
1	4100180	1	CYL\SEAL\4X30\1-3/4 ROD
2	4100181	1	CYL\YOKE\4X30\1-3/4 ROD
3	4100182	1	CYL\ROD\4X30\1-3/4 ROD
4	4100183	1	CYL\GLAND\4X30\1-3/4 ROD
5	4100184	1	CYL\PISTON\4X30\1-3/4 ROD
	4100219		CYL\HYD\BUTT\END-CAP
	4100086	1	CYL\HYD\3X30\1-1/2ROD\PERP\WLD\1/2PIPE (for SN up to 125)
1	4100088	1	SEAL KIT\3X30 1-1/2ROD
2	4100132	1	CYL\HYD\1"CLE\1"PIN\1-1/4THRD
3	4100098	1	CYL\HYD\ROD\1-1/2X30
4	4100102	1	CYL\HYD\GLAND\3"\1-1/2"ROD\
5	4100104	1	CYL\HYD\PISTON\3"\1-1/2"ROD
6	4100097	1	CYL\HYD\TUBE\3X30\PERP
	4100218	1	CYL\HYD\3X30\1-1/2ROD\7/8FOR\PARALLEL (for SN 126 and up)

ORBIT MOTOR



ORBIT MOTOR

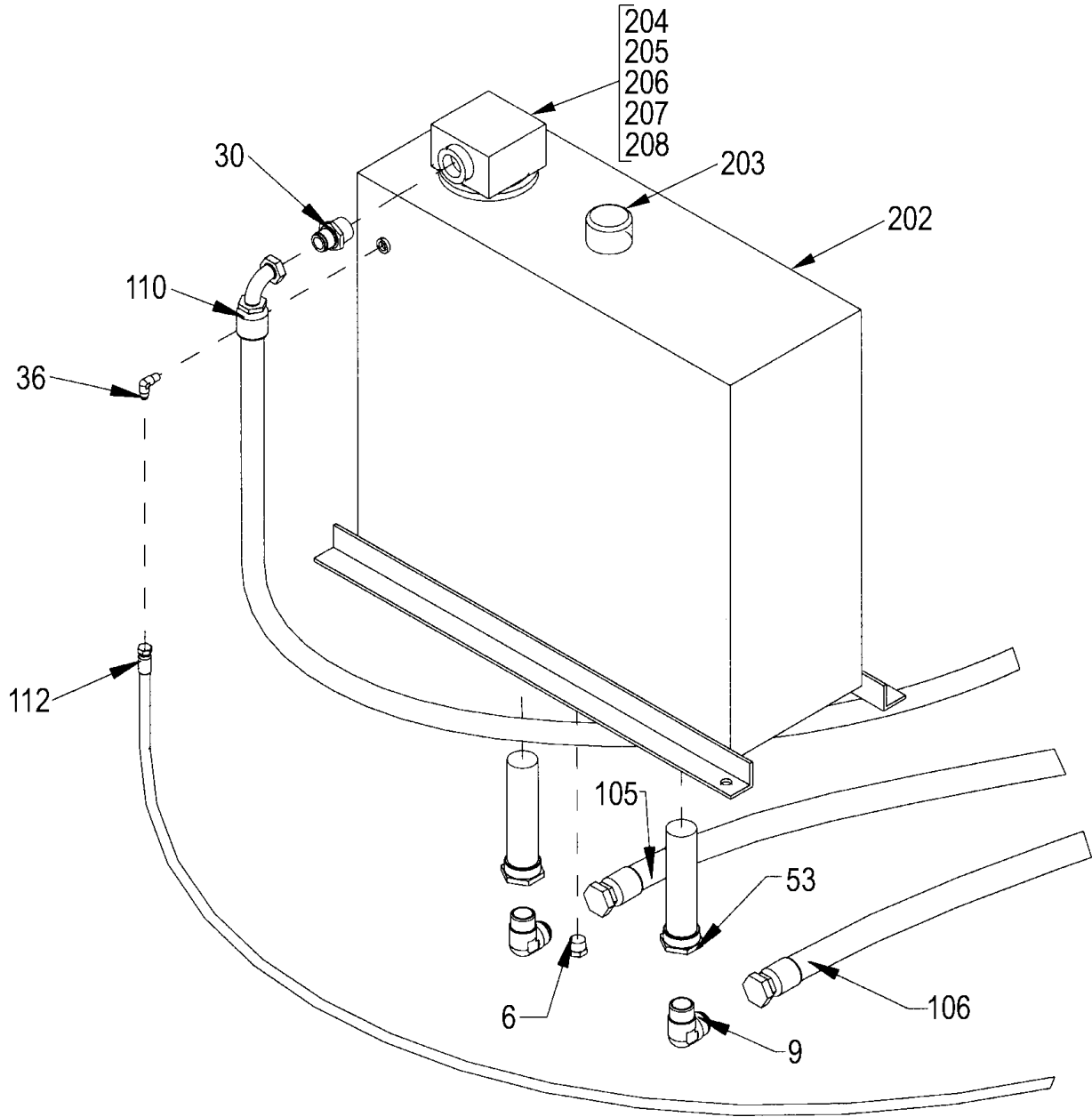
ITEM	PART	QTY.	PART DESCRIPTION
3	3900014	1	MTR\HYD\9.6\2000\1-1/4SH
1	6200004	1	KEY\SQ\5/16X1-1/2
2	3900011	1	MTG FLG(2000 SER)
4	7501005	1	SEAL KIT 2000 ORBIT

ITEM	PART	QTY	PART DESCRIPTION
3	3900021	1	MTR\HYD\8\2000\
1	6200004	1	KEY\SQ\5/16X1-1/2
2	3900011	1	MTG FLG(2000 SER)
4	7501005	1	SEAL KIT 2000 ORBIT

NOT SHOWN

3	4200035	1	MTR\HYD\57.4\10000\2-1/4>
	7501169	1	SEAL\KIT\MTR\HYD\10000\RR
	7501170	1	SEAL\KIT\MTR\HYD\10000\SH

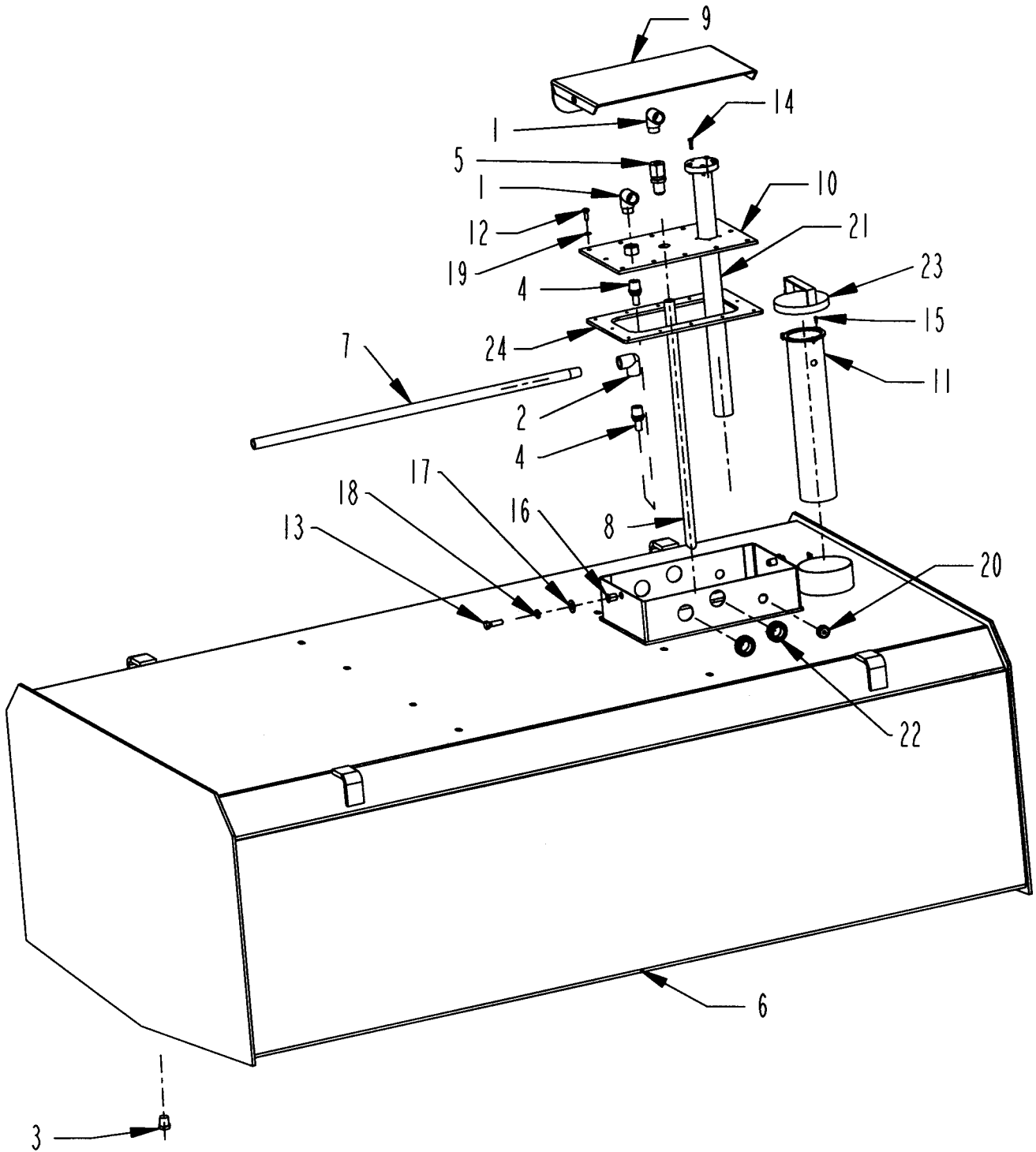
HYDRAULIC OIL TANK WITH HOSES AND FITTINGS



HYDRAULIC OIL TANK WITH HOSES AND FITTINGS

ITEM	PART	QTY.	PART DESCRIPTION
6	3800441	1	FTG\3/4MP\PLUG\HEX
9	3800468	2	FTG\1-5/8MJICX1-1/4MP\90
30	3800737	1	FTG\1-5/16MJICX1-1/4MP\ST\SOLID
36	3800764	1	FTG\9/16MJICX3/8MP\90
53	4400007	2	FLTR\SCRN\2MPX1-1/4FP\25GPM
105	0		HOSE_44_1150
106	0		HOSE_45_1150
110	3700754		HOSE_49_1150
113	0		HOSE_52_1150
NOT SHOWN			
202	4703541		TANK\OIL\ASSY
203	7501132		CAP\FILLER\BREATHER
204	7501125		FILTER\ASSY\COMPLETE
205	4400096		FLTR\ELMT\10MICRON\INTANK
206	7501119		ORING\FILTER\TANK
207	7501120		SEAL\TETRA\TANK
208	4400066		GAUGE\FILTER\25PSI\1/8MPT
	7500997		GAUGE\LEVEL\5M12

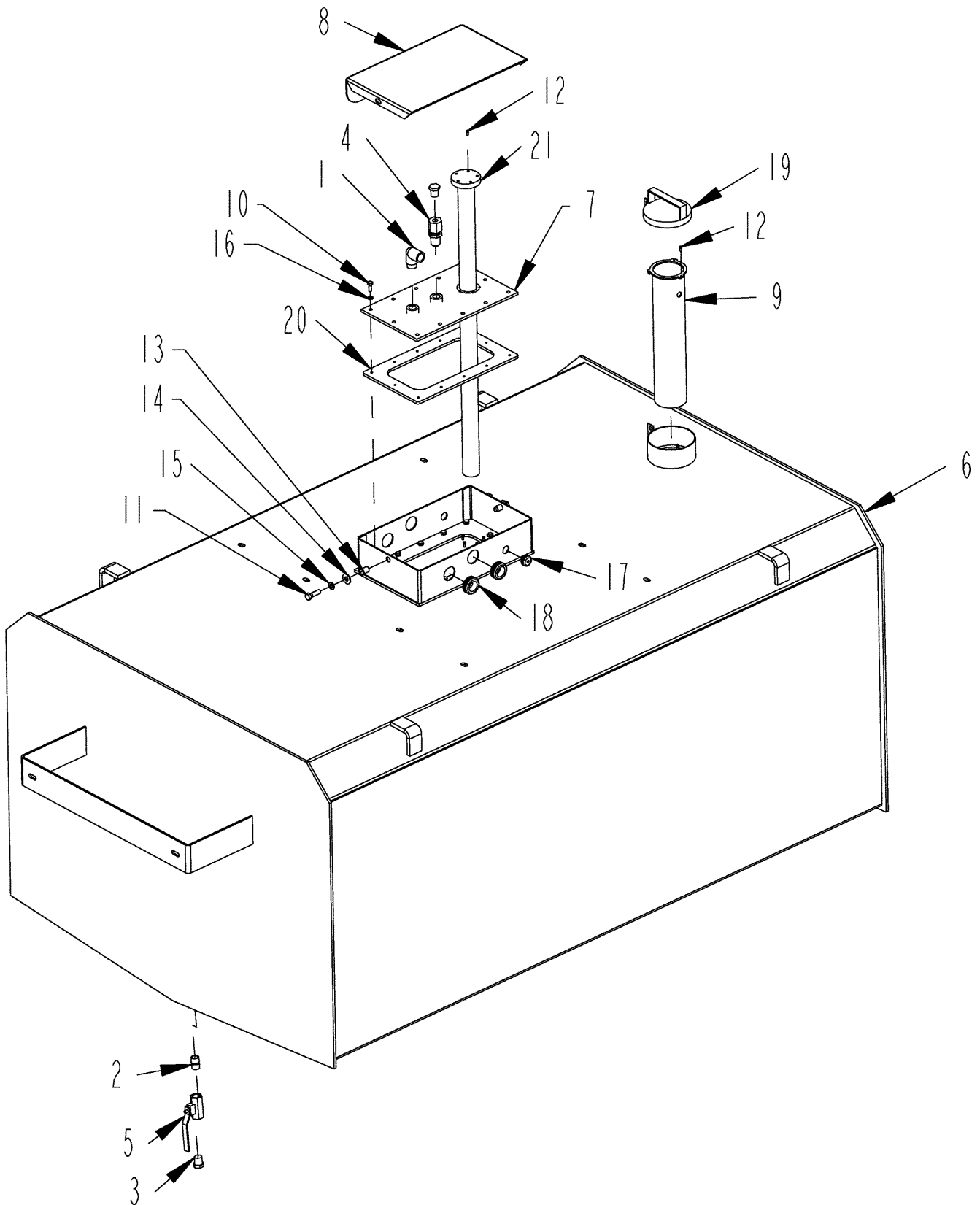
FUEL TANK ASSEMBLY (1155 ONLY)



FUEL TANK ASSEMBLY (1155 ONLY)

ITEM	PART	QTY.	PART DESCRIPTION
1	3800008	2	FTG\1/2MPX1/2FP\90\ST;EL
2	3800165	1	FTG\1/2FPX1/2FP\90
3	3800619	1	FTG\AIR\1/2MP\PLUG\BRS\HEX
4	3800691	2	FTG\AIR\1/2MPX1/2PSHLCK\BRASS
5	3800706	1	FTG\7/8MJICX1/2FP\BULKHEAD
6	4703055	1	TANK\FUEL\72-1/2X44-1/2X24-1/2
7	4703103	1	PIPE\RETURN\TANK\FUEL\HD12
8	4703104	1	TUBE\SUCTION\TANK\FUEL\HD12
9	4703105	1	CVR\GAUGE\TANK\FUEL
10	4703107	1	CVR\TANK\FUEL\HD12
11	4703108	1	TUBE\FILL\INNER\FUEL
12	4800024	12	BOLT\HEX\1/4X3/4
13	4800098	2	BOLT\HEX\3/8X1-1/4\NC
14	4800380	5	SCR\RD\SLOT\#10-32X3/4
15	4800620	3	SCR\CAP\ALN\6-32X3/8\BLK
16	4900082	2	NUT\INSERT\3/8\027X.150GR
17	5000001	2	WASH\FLAT\3/8
18	5000019	2	WASH\LOCK\3/8
19	5000024	12	WASH\LOCK\1/4
20	7500124	1	GRMT\RBBR\1X9/32IDX3/16T
21	7500682	1	GAUGE\FUEL\SENDING\HD12
22	7500743	2	GRMT\RBBR\1-3/8X1IDX1/4T
23	7500811	1	CAP\FUEL\LOW_PRESS_RELIEF
24	7501175	1	SEAL\TANK\FUEL\3/32

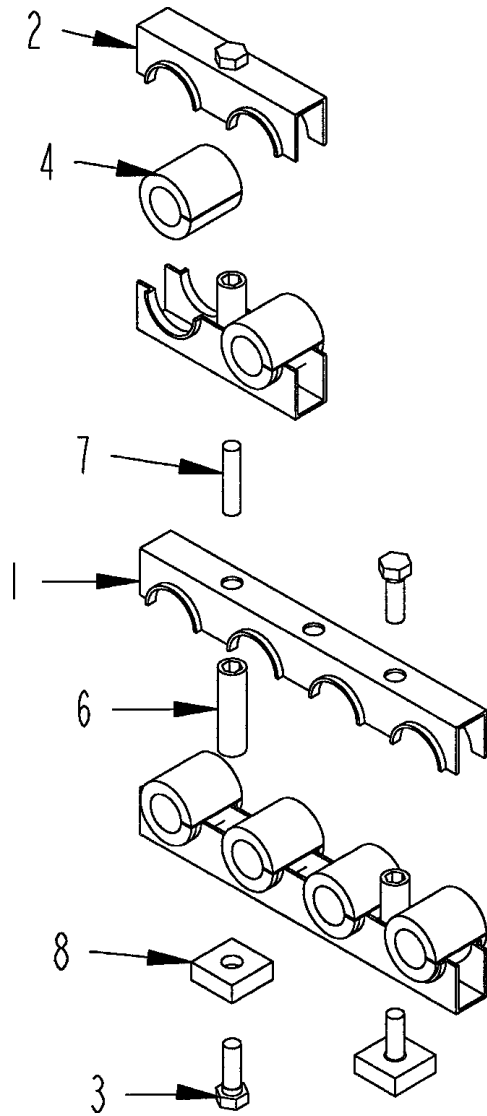
400 GAL. FUEL TANK OPTION



400 GAL. FUEL TANK OPTION

ITEM	PART	QTY.	PART DESCRIPTION
1	3800008	1	FTG\1\2MPX1\2FP\90\ST;EL
2	3800618	2	FTG\AIR\1\2X1-1\2\NPPL\BRSW\HEX
3	3800619	3	FTG\AIR\1\2MP\PLUG\BRS\HEX
4	3800706	1	FTG\7\8MJICX1\2FP\BULKHEAD
5	4000193	2	VALVE\BALL\1\2\LW\BRS
6	4502451	1	TANK\FUEL\AUX\400GAL
7	4502454	1	CVR\ACCESS\TANK\FUEL\AUX
8	4703105	1	CVR\GAUGE\TANK\FUEL
9	4703108	1	TUBE\FILL\INNER\FUEL
10	4800024	12	BOLT\HEX\1\4X3\4
11	4800098	2	BOLT\HEX\3\8X1-1\4\NC
12	4800620	8	SCR\CAP\ALN\6-32X3\8\BLK
13	4900082	2	NUT\INSERT\3\8\027X.150GR
14	5000001	2	WASH\FLAT\3\8
15	5000019	2	WASH\LOCK\3\8
16	5000024	12	WASH\LOCK\1\4
17	7500124	1	GRMT\RBBR\1X9\32IDX3\16T
18	7500743	2	GRMT\RBBR\1-3\8X1IDX1\4T
19	7500811	1	CAP\FUEL\LOW_PRESS_RELIEF
20	7501175	1	SEAL\TANK\FUEL\3\32
21	7501376	1	GAUGE\FUEL\SEND\32"
	4502452		ASSY\TANK\FUEL

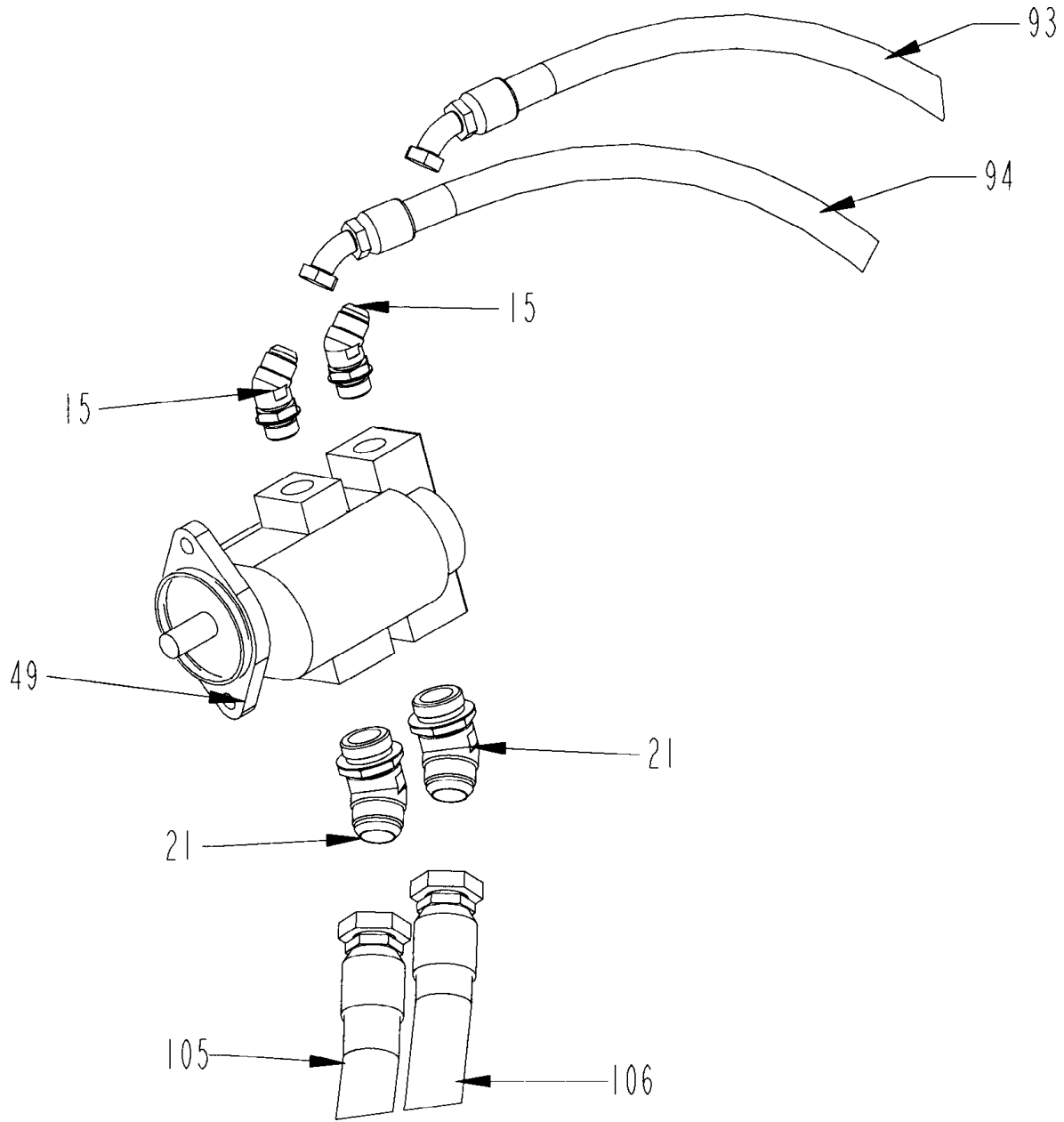
HYDRAULIC TUBE CLAMP ASSEMBLY



HYDRAULIC TUBE CLAMP ASSEMBLY

ITEM	PART	QTY.	PART DESCRIPTION
1-1/4 TUBE CLAMP			
1	3800551	2	CLAMP\HOSE\1-1/4\4HOLES
2	3800552	2	CLAMP\HOSE\1-1/4\2HOLES
3	4800013	4	BOLT\HEX\5/16X1
4	3800649		BUSH\RBBR\1TUBE\1-1/4ODX1IDX1-1/4L 30mmODX25mmID
4	3800650		BUSH\RBBR\3/4TUBE\1-1/4ODX3/4IDX1-1/4L 30mmODX19mmID
4	3800651		BUSH\RBBR\5/8TUBE\1-1/4ODX5/8IDX1-1/4L 30mmODX16mmID
4	3800652		BUSH\RBBR\1/2TUBE\1-1/4ODX1/2IDX1-1/4L 30mmODX13mmID
6	4800603	3	NUT\STACK\5/16X1-3/4\NC
7	4800604	1	BOLT\STUD\5/16X1-3/8\NC
8	3800654	2	HLDR\5/16BOLT\WELDON
2-1/4 TUBE CLAMP			
2	3800646	2	CLAMP\TUBE\2-1/4\2;HOLES
3	4800003	4	BOLT\HEX\3/8X1
3	4800098	4	BOLT\HEX\3/8X1-1/4
4	3800647		BUSH\RBBR\1-3/4TUBE\2-1/4ODX1-3/4ID 57mmODX44mmID
4	3800648		BUSH\RBBR\1TUBE\2-1/4ODX1ID 57mmODX25mmID
6	4900153	3	NUT\STACK\3/8X2-3/4\NC
7	4800614	1	BOLT\STUD\3/8X2\NC
8	3800653	2	HLDR\3/8BOLT\WELDON

HYDRAULIC PUMP WITH HOSES AND FITTINGS



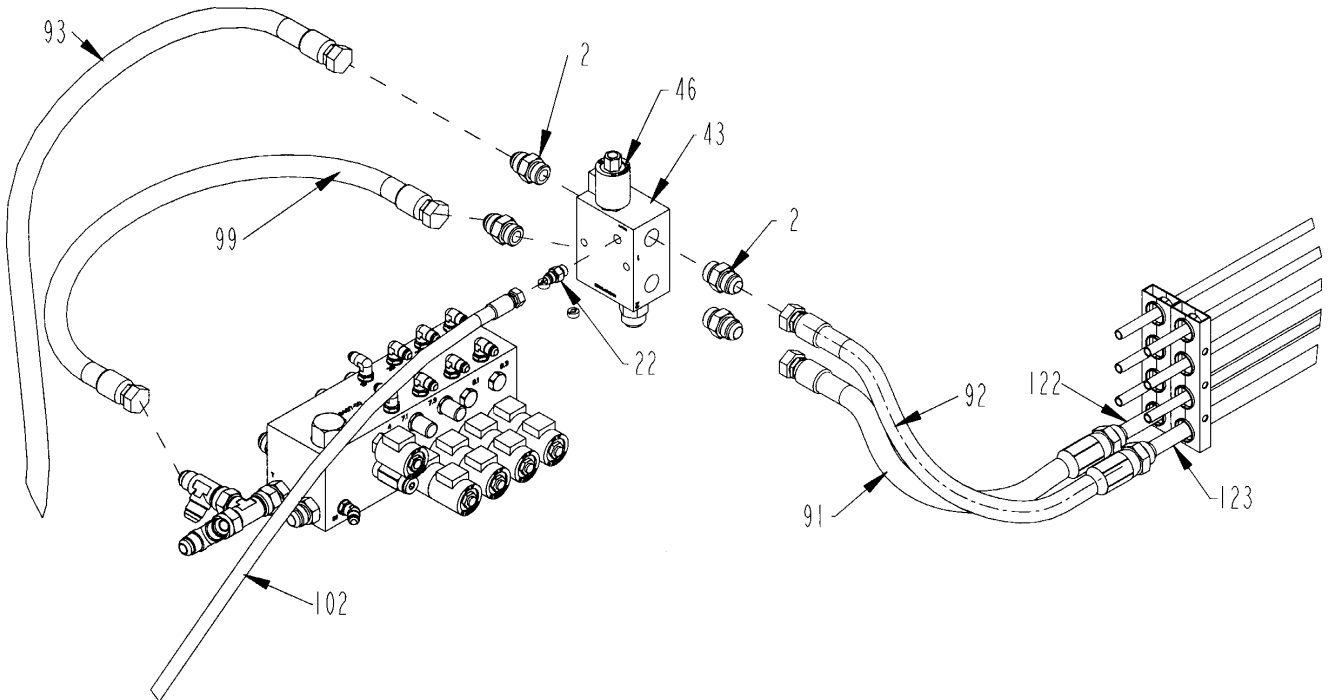
ITEM	PART	QTY.	PART DESCRIPTION
15	3800532	2	FTG\1-1/16MORX1-1/16MJIC\45
21	3800581	2	FTG\1-5/8MORX1-5/8MJIC\45
49	4200083	1	PUMP\HYD\25/20\2.33X1.78
93	0		HOSE_32_1150
94	0		HOSE_33_1150
105	0		HOSE_44_1150
106	0		HOSE_45_1150

NOT SHOWN
4200138

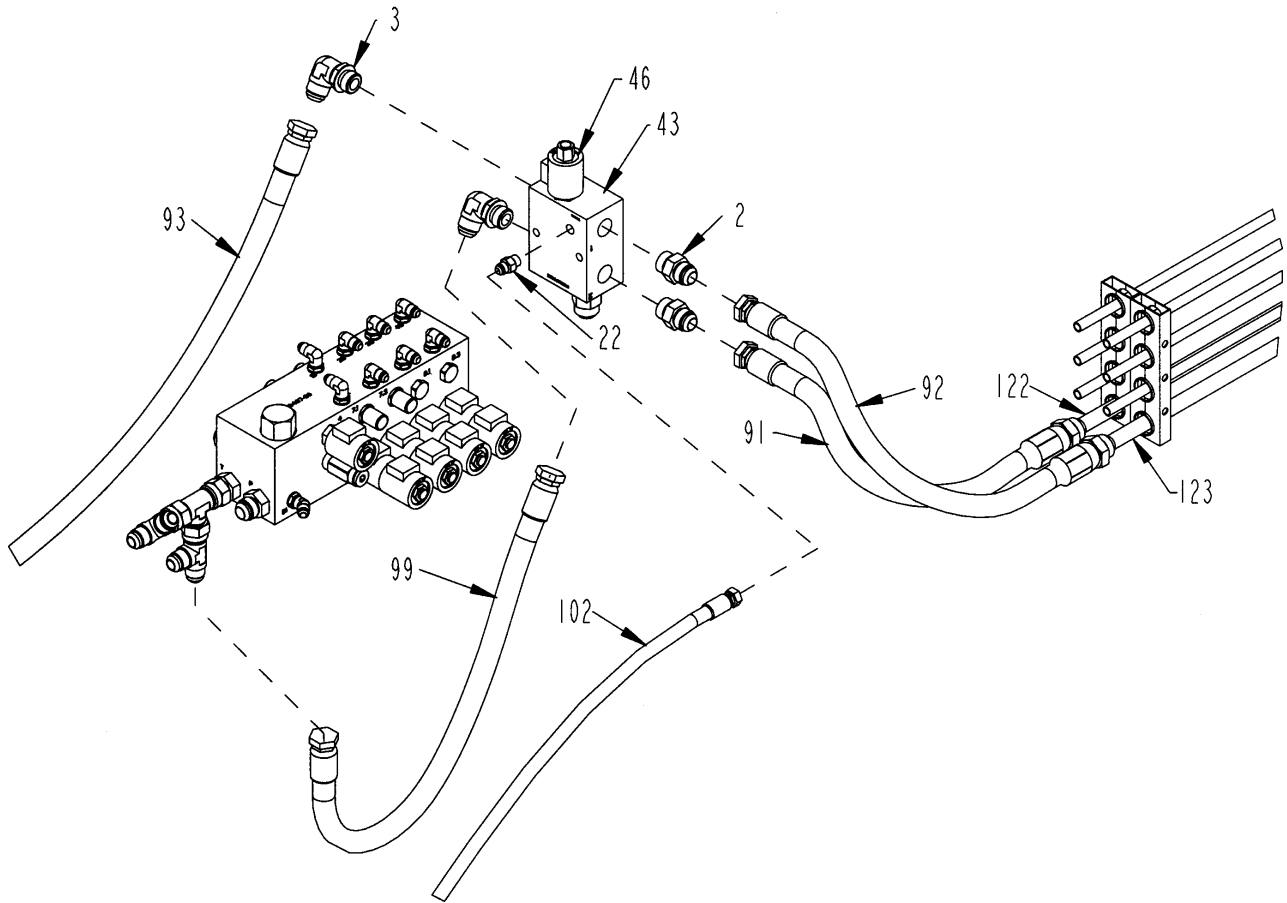
SEAL\FLG\PUMP

CONVEYOR RUN VALVE WITH HOSES AND FITTINGS THRU S.N. 0166

ITEM	PART	QTY.	PART DESCRIPTION
2	3800277	4	FTG\1-1/16MORX1-1/16MJIC\ST
22	3800631	2	FTG\9/16MORX9/16MJIC\ST
43	4000208	1	VLV\HYD\CNVYR\BLK\MFLD
46	4000229	12	VALVE\HYD\SOL\24V\635\W\DWPEND
91	0		HOSE_30_1150
92	0		HOSE_31_1150
93	0		HOSE_32_1150
99	0		HOSE_38_1150
102	0		HOSE_41_1150
122	3700685		TUBE_7_1150
123	3700685		TUBE_8_1150

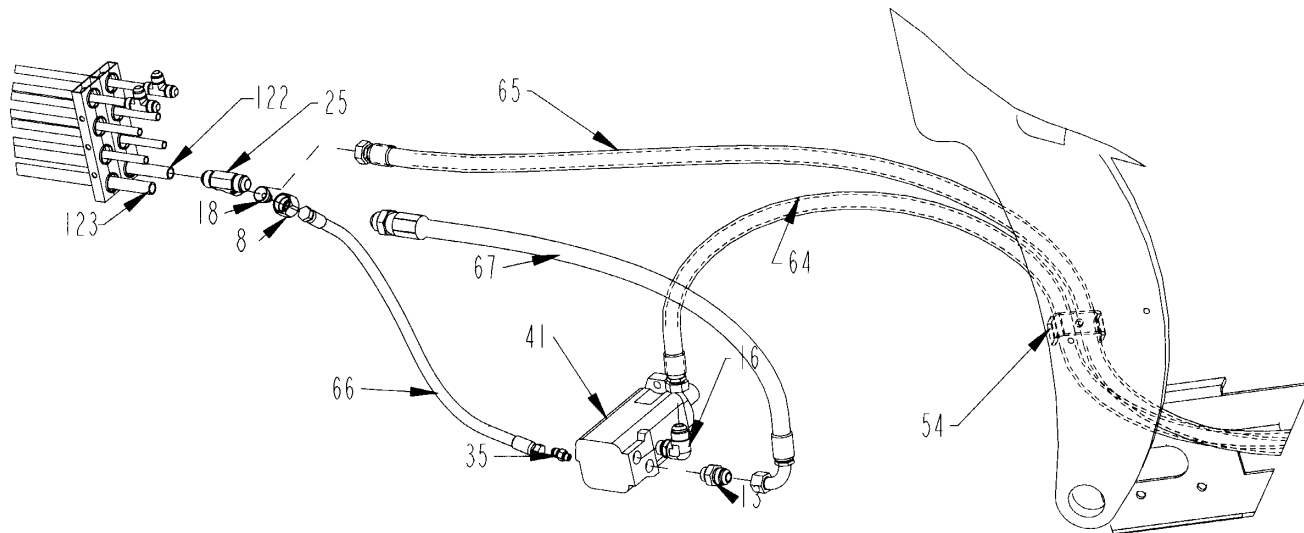


CONVEYOR RUN VALVE WITH HOSES AND FITTINGS S.N. 0167 AND UP



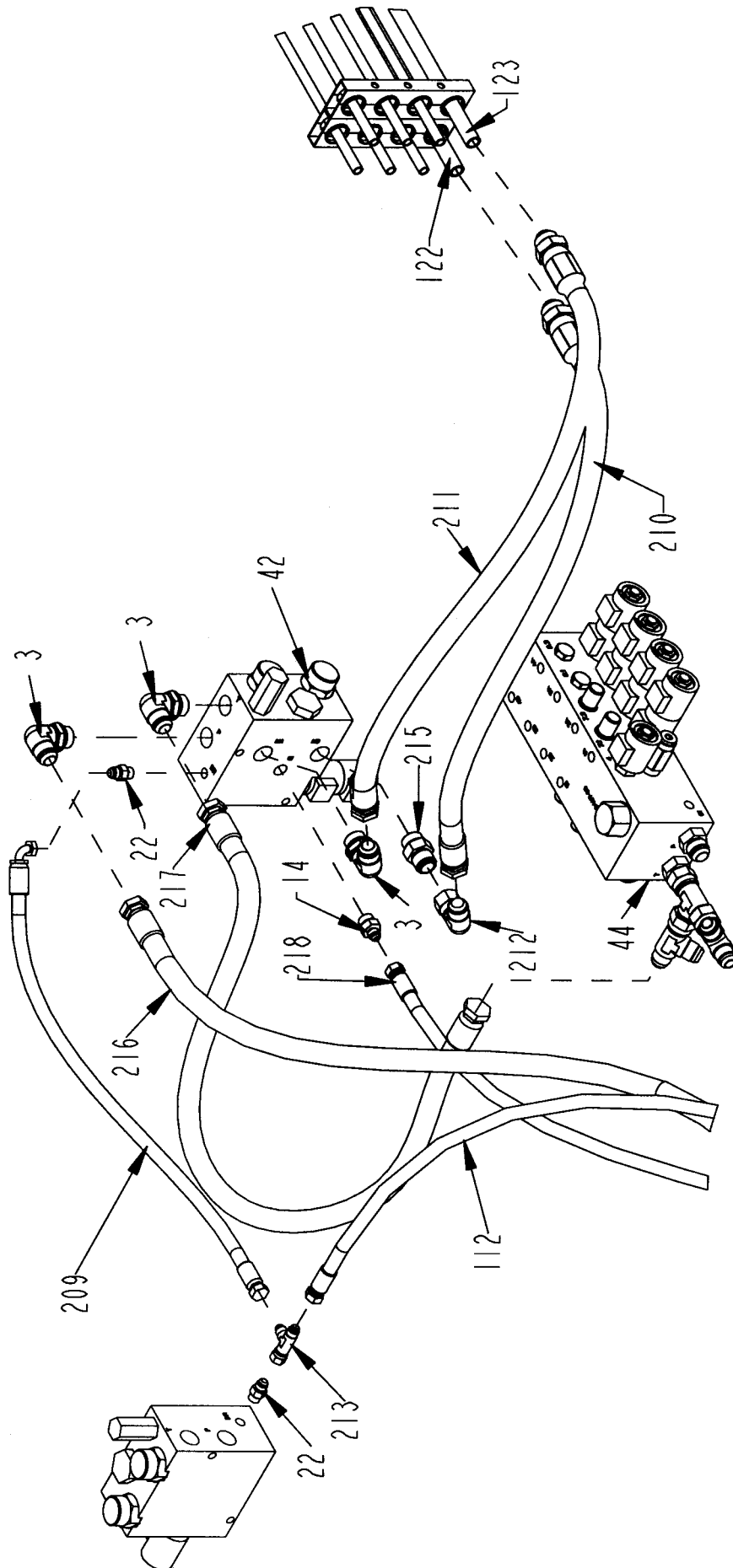
ITEM	PART	QTY.	PART DESCRIPTION
2	3800277	2	FTG\1-1/16MORX1-1/16MJIC\ST
3	3800279	2	FTG\1-1/16MORX1-1/16MJIC\90
22	3800631	2	FTG\9/16MORX9/16MJIC\ST
43	4000208	1	VLV\HYD\CNVYR\BLK\MFLD
46	4000229	12	VALVE\HYD\SOL\24V\635W\DWPEND
91	0		HOSE_30_1150
92	0		HOSE_31_1150
93	0		HOSE_32_1150
99	0		HOSE_38_1150
102	0		HOSE_41_1150
122	3700685		TUBE_7_1150
123	3700685		TUBE_8_1150

BELLY CONVEYOR MOTOR WITH HOSES AND FITTINGS



ITEM	PART	QTY.	PART DESCRIPTION
8	3800462	1	FTG\1-1/16NUTFJICS
13	3800527	3	FTG\7/8MORX1-1/16MJIC\ST
16	3800535	1	FTG\7/8MORX1-1/16MJIC\90
18	3800542	1	FTG\1-1/16FJICX9/16MJIC\ADPT
25	3800723	1	FTG\1-1/16MJICX1-1/16MJICX1-1/16MJIC\TEE
35	3800763	1	FTG\7/16MORX9/16MJIC\ST
41	3900021	1	MTR\HYD\8\2000
54	4500893	5	CLMP\HOSE\3/4
64	3700677		HOSE_3_1150
65	3700678		HOSE_4_1150
66	3700688		HOSE_5_1150
67	0		HOSE_6_1150
122	3700685		TUBE_7_1150
123	3700685		TUBE_8_1150

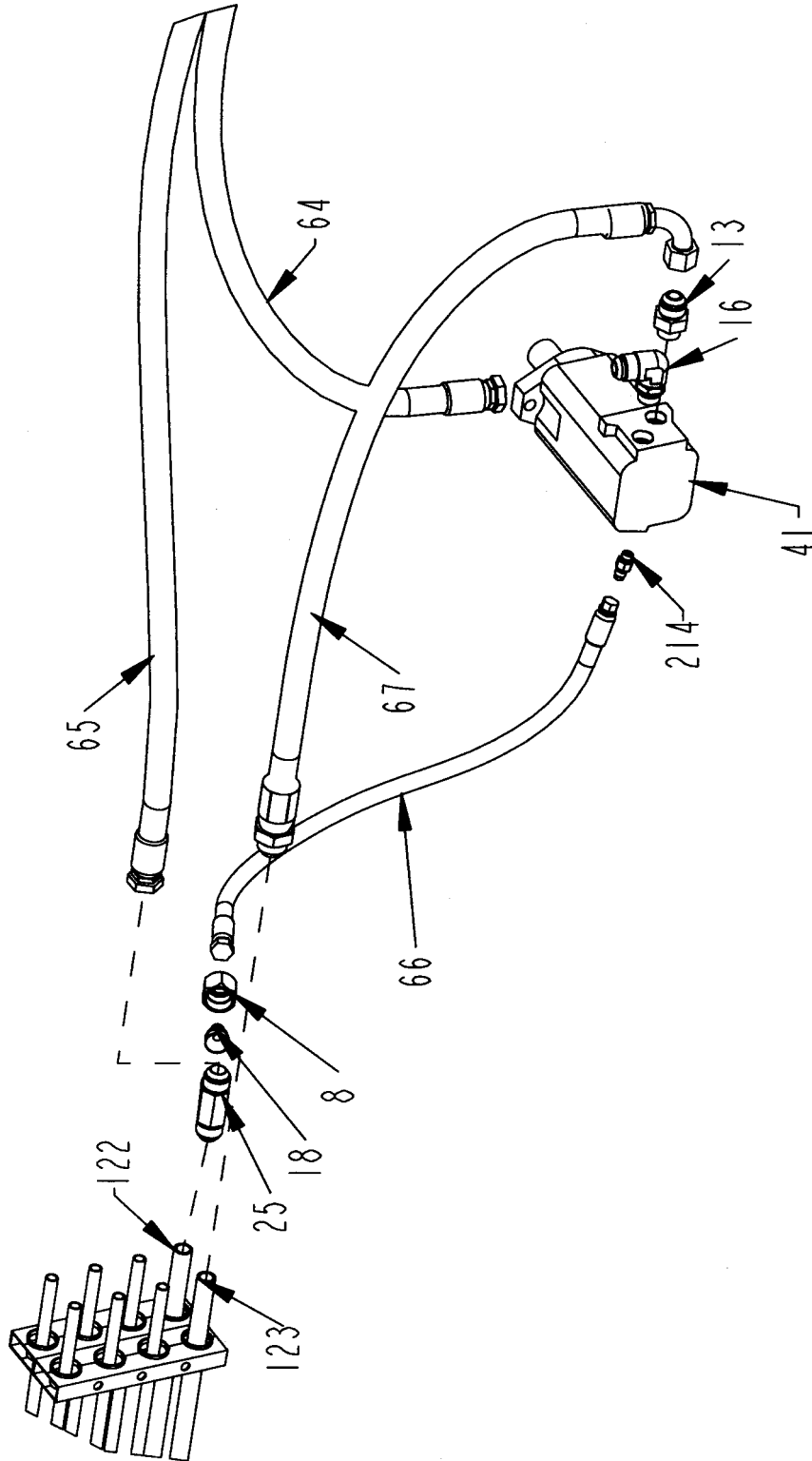
CONVEYOR RUN VALVE WITH REVERSE



CONVEYOR RUN VALVE WITH REVERSE

ITEM	PART	QTY.	PART DESCRIPTION
3	3800279	8	FTG\1-1/16MORX1-1/16MJIC\90
14	3800530	1	FTG\3/4MORX9/16MJIC\ST
22	3800631	2	FTG\9/16MORX9/16MJIC\ST
42	4000207	2	VLV\HYD\TUB\BLK\MFLD
44	4000210	1	VLV\HYD\AUX\BLK\MFLD
122	3700685	1	TUBE_7_1150001
123	3700685	1	TUBE_8_1150001
209	3700686	1	1150_CONVVALVE
210	3700689	1	HOSE\HYD\3/4X36\1-1/16MJCX1-1/16FJC
211	3700690	1	HOSE\HYD\3/4X40\1-1/16MJCX1-1/16FJC
212	3800280	1	FTG\1-1/16MJICX1-1/16FJIC\90\SW
213	3800759	1	FTG\9/16FJICSX9/16MJICX9/16MJIC\RUN;TEE
215	4000302	1	VALVE\CHECK\1-1/16MORX1-1/16MJIC W 0.08 ORIFICE
216			HOSE_32_1150_CONV_VALVE1
217			HOSE_38_1150_CONV_VALVE1
218			HOSE_41_1150_CONV_VALVE1

BELLY CONVEYOR VALVE WITH REVERSE

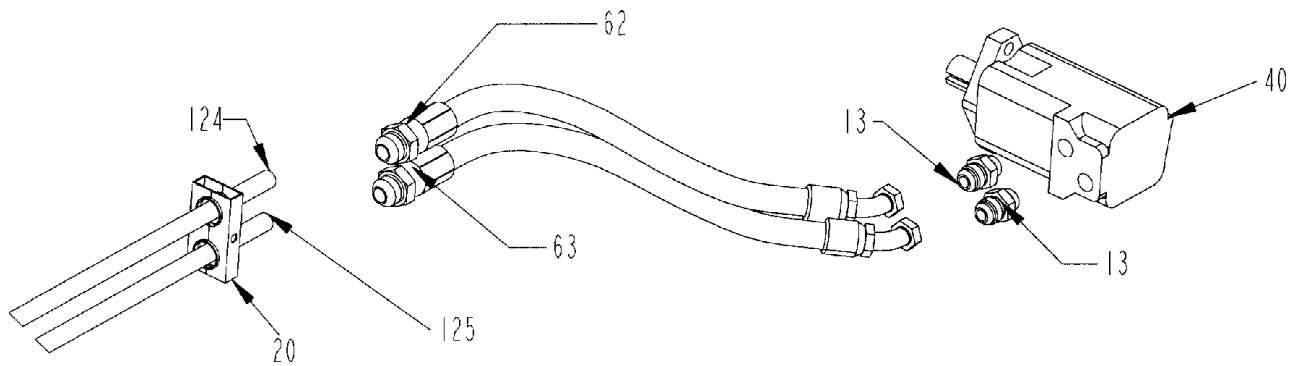


BELLY CONVEYOR VALVE WITH REVERSE

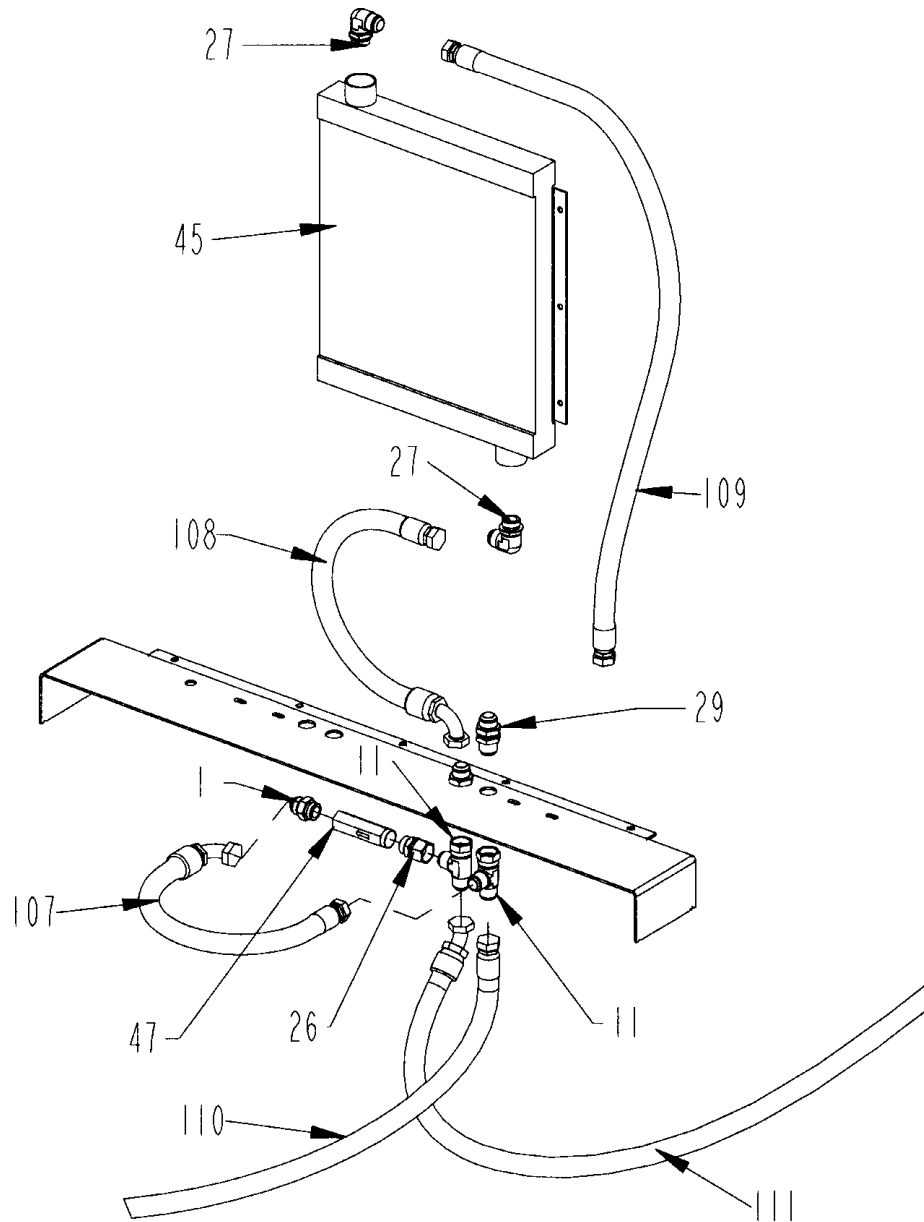
ITEM	PART	QTY.	PART DESCRIPTION
8	3800462	1	FTG\1-1/16NUTFJICS
13	3800527	1	FTG\7/8MORX1-1/16MJIC\ST
16	3800535	1	FTG\7/8MORX1-1/16MJIC\90
18	3800542	1	FTG\1-1/16FJICX9/16MJIC\ADPT
25	3800723	1	FTG\1-1/16MJICX1-1/16MJICX1-1/16MJIC\TEE
41	3900021	1	MTR\HYD\8\2000
64	3700677		HOSE_3_1150
65	3700678		HOSE_4_1150
66	3700688		HOSE\HYD\3/8X26\9/16FJICX7/16FJC
67			HOSE_6_1150
122	3700685		TUBE_7_1150
123	3700685		TUBE_8_1150
214	4000227	1	VALVE\CHECK\7/16MORX7/16MJIC

DISCHARGE CONVEYOR MOTOR WITH HOSES AND FITTINGS

ITEM	PART	QTY.	PART DESCRIPTION
13	3800527	2	FTG\7/8MORX1-1/16MJIC\ST
20	3800552	10	CLAMP\HOSE\1-1/4\2HOLES
40	3900014	1	MTR\HYD\9.6\2000\1-1/4SH
62	3700757		HOSE_1_1150
63	3700758		HOSE_2_1150
124	3700761		TUBE_9_1150
125	3700761		TUBE_10_1150



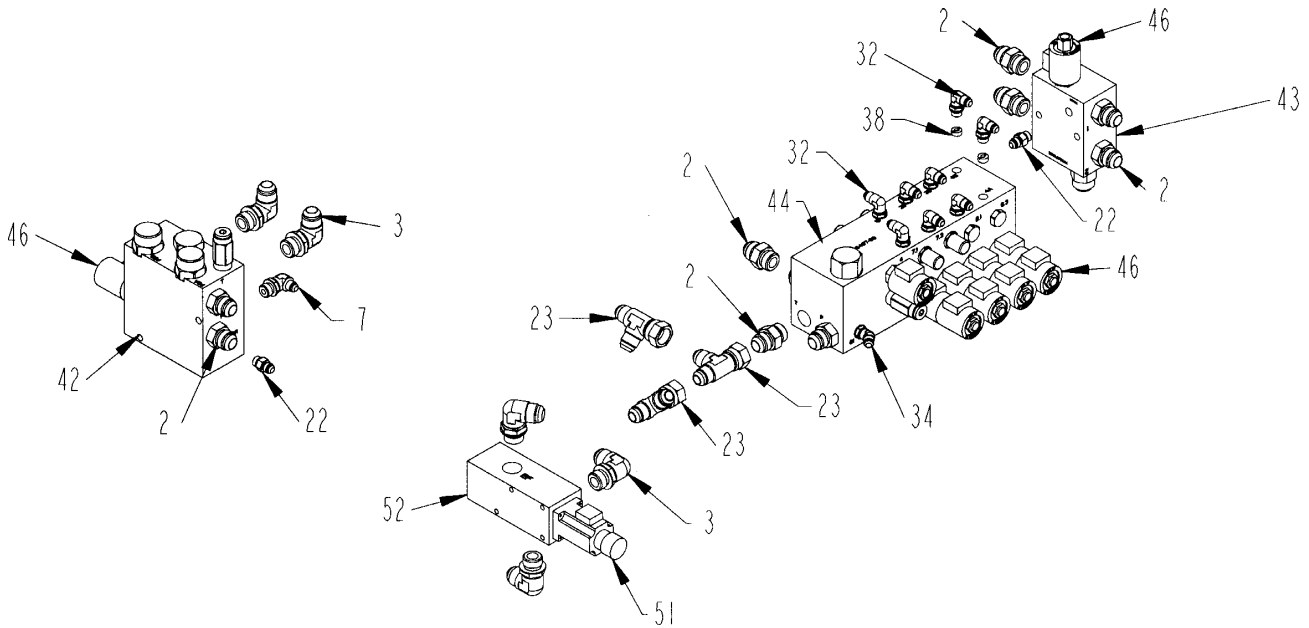
HYDRAULIC OIL COOLER WITH HOSES AND FITTINGS



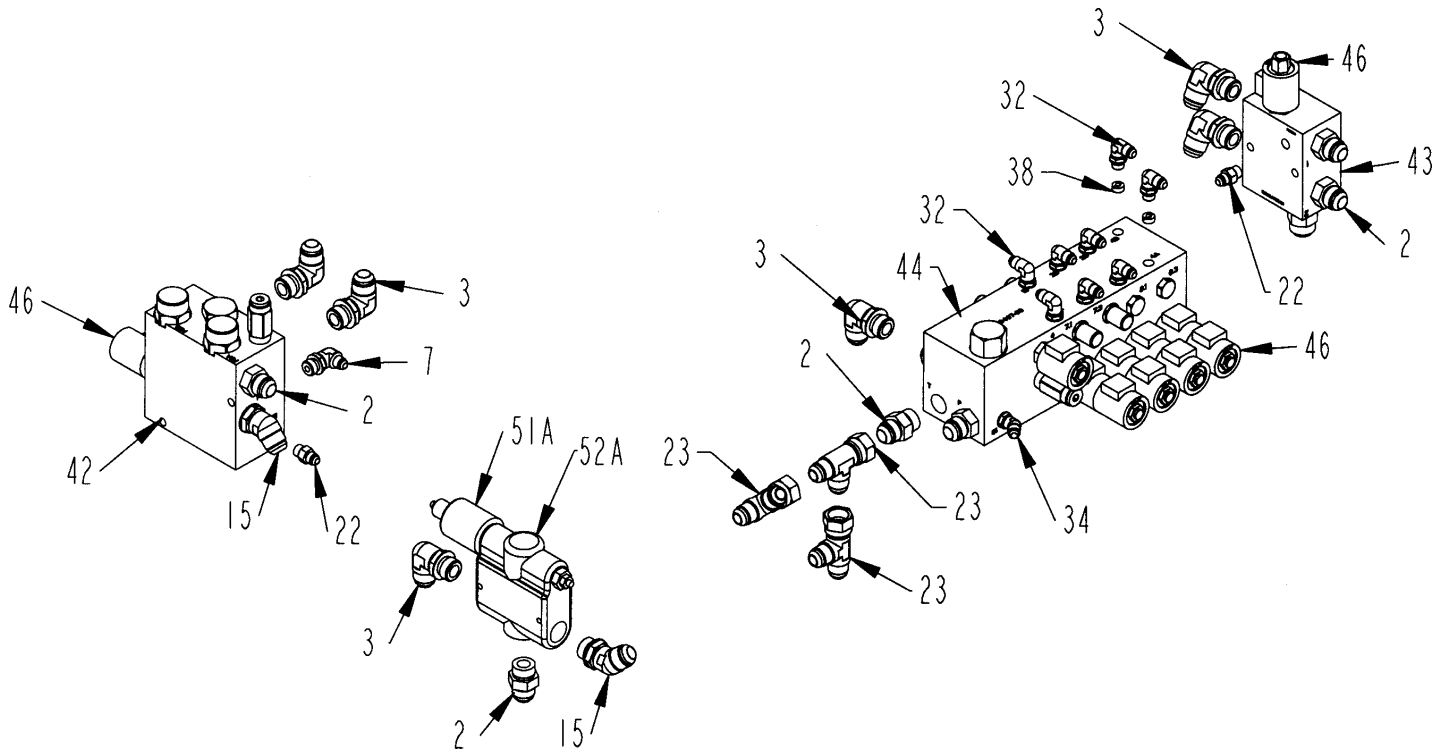
ITEM	PART	QTY.	PART DESCRIPTION
1	3800274	1	FTG\1-5/16MORX1-5/16MJIC\ST
11	3800497	2	FTG\1-5/16FJICX1-5/16MJICX1-5/16MJIC\RUN;TEE
26	3800727	1	FTG\1/5/16MORX1-5/16FJIC\SW
27	3800794	2	FTG\1-5/8MORX1-5/16MJIC\90
29	3800733	2	FTG\1-5/16MJICX1-5/16MJIC\BULKHEAD
45	4000219	1	RAD\HYD\23X19\1-1/16"-12
47	4000232	1	VALVE\RELIEF\65PSI\1-16PRT
107	0		HOSE_46_1150
108	0		HOSE_47_1150
109	0		HOSE_48_1150
110	3700754		HOSE_49_1150
111	0		HOSE_50_1150

AUXILIARY VALVE FITTINGS THRU S.N. 0166

ITEM	PART	QTY.	PART DESCRIPTION
2	3800277	9	FTG\1-1/16MORX1-1/16MJIC\ST
3	3800279	5	FTG\1-1/16MORX1-1/16MJIC\90
7	3800453	11	FTG\3/4MORX9/16MJIC\90
22	3800631	2	FTG\9/16MORX9/16MJIC\ST
23	3800670	3	FTG\1-1/16FJICX1-1/16MJICX1-1/16MJIC\RUN;TEE
32	3800757	8	FTG\9/16MORX9/16MJIC\90
34	3800760	1	FTG\9/16MORX9/16MJIC\45
38	3800770	2	FTG\9/16MOR\ORFC\0.0225"
42	4000207	1	VL\HYD\TUB\BLK\MFLD
43	4000208	1	VL\HYD\CNVYR\BLK\MFLD
44	4000210	1	VL\HYD\AUX\BLK\MFLD
46	4000229		VALVE\HYD\SOL\24V\635W/D\WPEND
51	4300054	1	VALVE\SOLENOID\24V\JEMM
52	4300069	1	VALVE\SERVO\25GPM\24VDC\

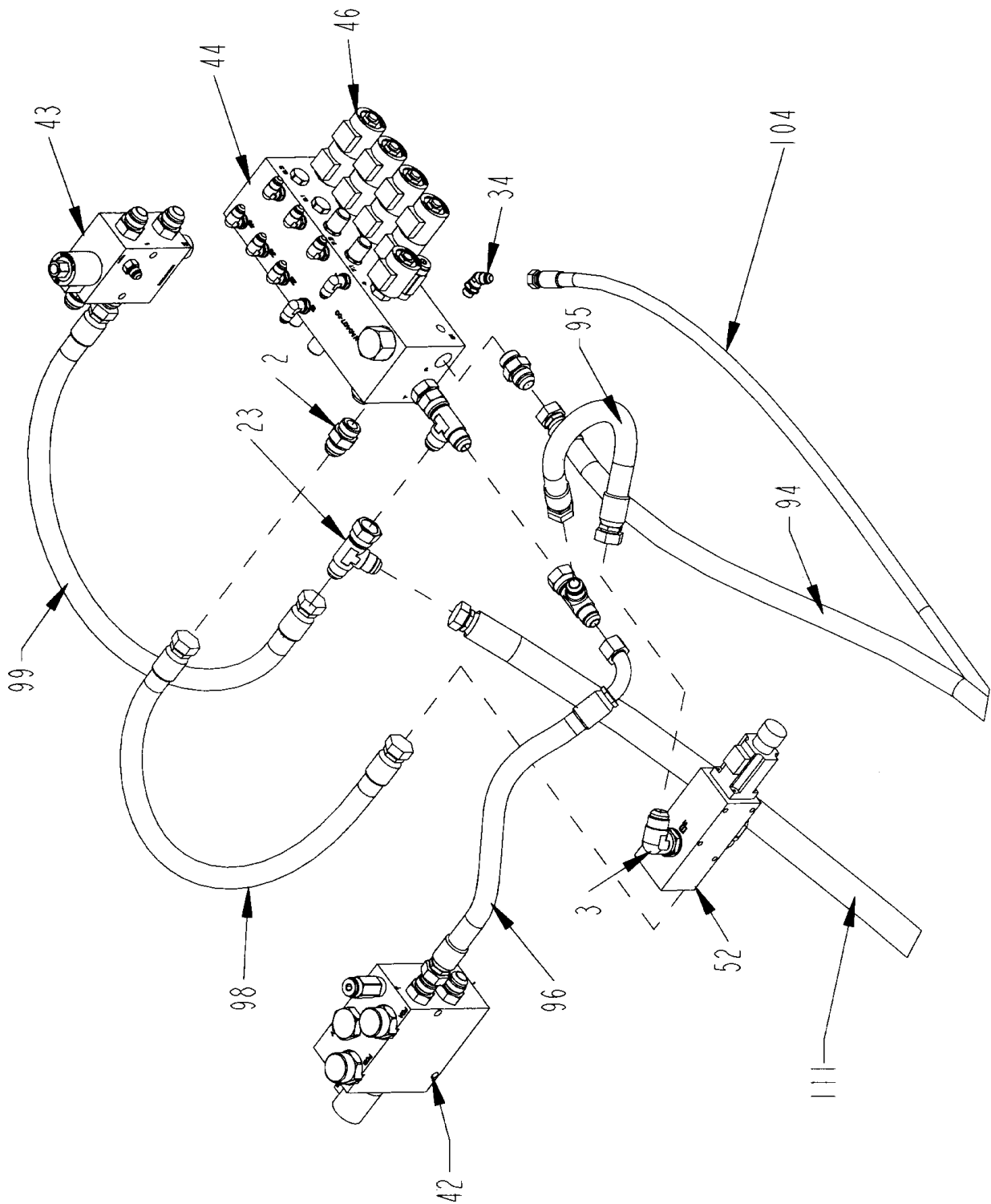


AUXILIARY VALVE FITTINGS S.N. 0167 & UP



ITEM	PART	QTY.	PART DESCRIPTION
2	3800277	6	FTG\1-1/16MORX1-1/16MJIC\ST
3	3800279	5	FTG\1-1/16MORX1-1/16MJIC\90
7	3800453	11	FTG\3/4MORX9/16MJIC\90
15	3800532	4	FTG\1-1/16MORX1-1/16MJIC\45
22	3800631	2	FTG\9/16MORX9/16MJIC\ST
23	3800670	3	FTG\1-1/16FJICX1-1/16MJICX1-1/16MJIC\RUN;TEE
32	3800757	8	FTG\9/16MORX9/16MJIC\90
34	3800760	1	FTG\9/16MORX9/16MJIC\45
38	3800770	2	FTG\9/16MOR\ORFC\.0225"
42	4000207	1	VLV\HYD\TUB\BLK\MFLD
43	4000208	1	VLV\HYD\CNVYR\BLK\MFLD
44	4000210	1	VLV\HYD\AUX\BLK\MFLD
46	4000229		VALVE\HYD\SOL\24V\635W/DIWPEND
51A	4300074		VALVE\S0LENOID\24V\BRAND S/N 0167 & UP
52A	4300072	1	VALVE\SERVO\30GPM\24VOLT S/N 0167 & UP

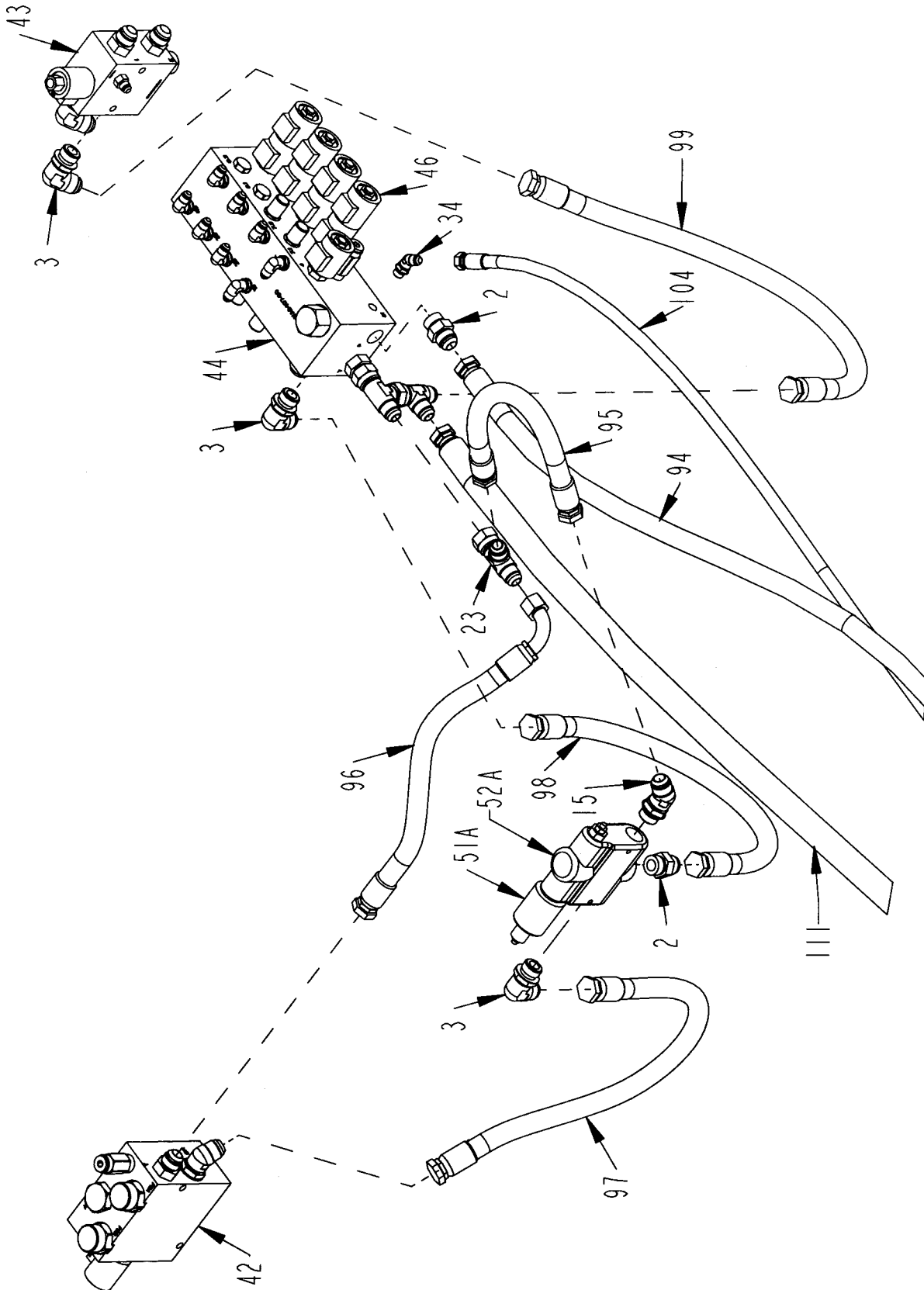
AUXILIARY VALVE SUPPLY HOSES AND FITTINGS THRU S.N. 0166



AUXILIARY VALVE SUPPLY HOSES AND FITTINGS THRU S.N. 0166

ITEM	PART	QTY.	PART DESCRIPTION
2	3800277	6	FTG\1-1/16MORX1-1/16MJIC\ST
3	3800279	5	FTG\1-1/16MORX1-1/16MJIC\90
15	3800532	4	FTG\1-1/16MORX1-1/16MJIC\45
23	3800670	3	FTG\1-1/16FJICX1-1/16MJICX1-1/16MJIC\RUN;TEE
34	3800760	1	FTG\9/16MORX9/16MJIC\45
42	4000207	1	VLV\HYD\TUB\BLK\MFLD (FOR 4000207 SEE ALSO PAGE 85)
43	4000208	1	VLV\HYD\CNVYR\BLK\MFLD (FOR 4000208 SEE ALSO PAGE 84)
44	4000210	1	VLV\HYD\AUX\BLK\MFLD (FOR 4000210 SEE ALSO PAGE 86)
46	4000229	12	VALVE\HYD\SOL\24V\635W/D\WPEND
51A	4300074	1	VALVE\S0LENOID\24V\BRAND S/N 0167 & UP
52A	4300072	1	VALVE\SERVO\30GPM\24VOLT S/N 0167 & UP
94	0		HOSE_33_1150
95	0		HOSE_34_1150
96	0		HOSE_35_1150
97	0		HOSE_36_1150
98	0		HOSE_37_1150
99	0		HOSE_38_1150
104	0		HOSE_43_1150
111	0		HOSE_50_1150

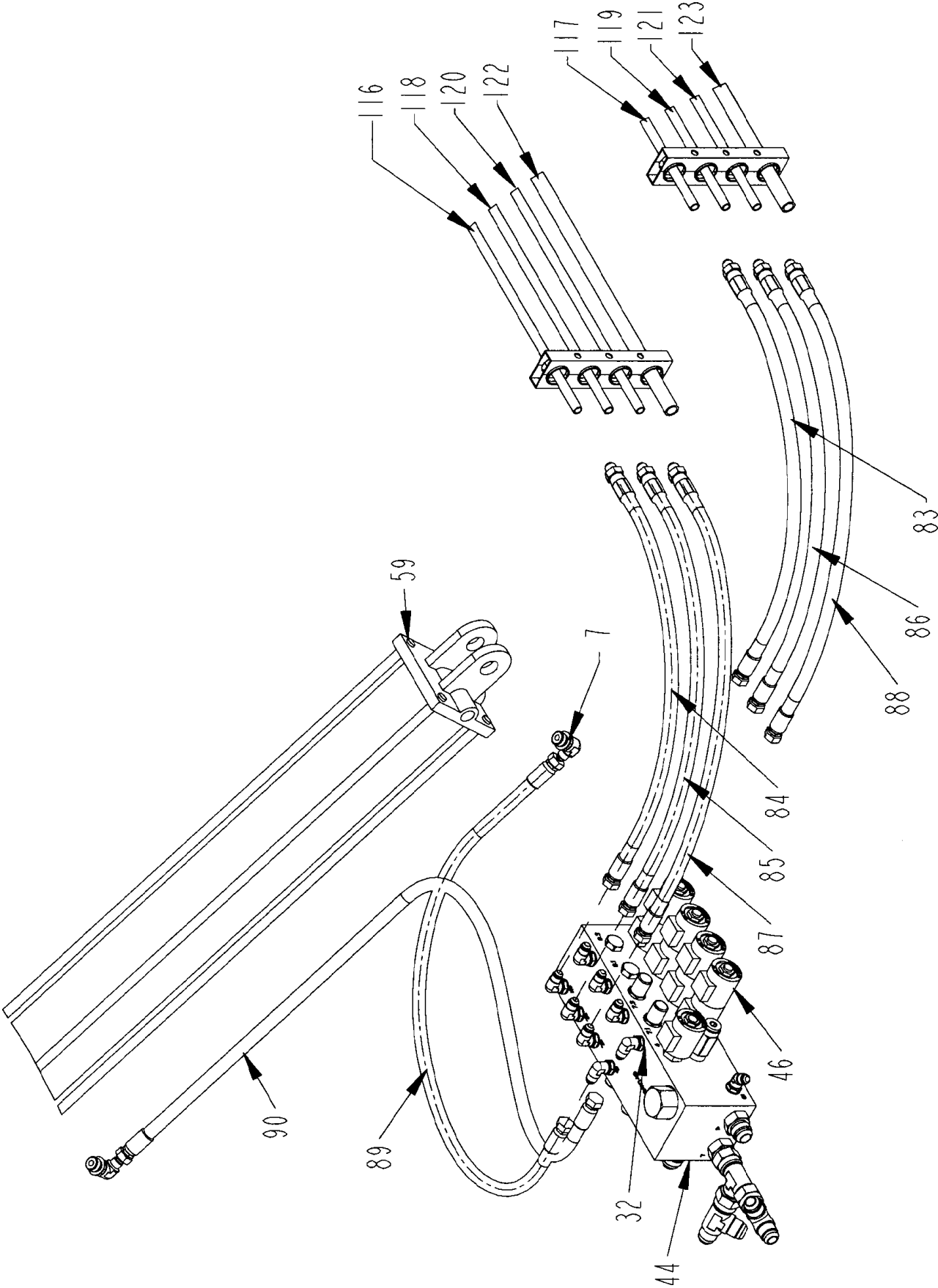
AUXILIARY VALVE SUPPLY HOSES AND FITTINGS S.N. 0167 & UP



AUXILIARY VALVE SUPPLY HOSES AND FITTINGS S.N. 0167 & UP

ITEM	PART	QTY.	PART DESCRIPTION
2	3800277	6	FTG\1-1/16MORX1-1/16MJIC\ST
3	3800279	5	FTG\1-1/16MORX1-1/16MJIC\90
7	3800453	11	FTG\3/4MORX9/16MJIC\90
15	3800532	4	FTG\1-1/16MORX1-1/16MJIC\45
22	3800631	2	FTG\9/16MORX9/16MJIC\ST
23	3800670	3	FTG\1-1/16FJICX1-1/16MJICX1-1/16MJIC\RUN;TEE
32	3800757	8	FTG\9/16MORX9/16MJIC\90
34	3800760	1	FTG\9/16MORX9/16MJIC\45
38	3800770	2	FTG\9/16MOR\ORFC\0.0225"
42	4000207	1	VLV\HYD\TUB\BLK\MFLD
43	4000208	1	VLV\HYD\CNVYR\BLK\MFLD
44	4000210	1	VLV\HYD\AUX\BLK\MFLD
46	4000229		VALVE\HYD\SOL\24V\635\W/D\WPEND
51A	4300074		VALVE\SOLENOID\24V\BRAND S/N 0167 & UP
52A	4300072	1	VALVE\SERVO\30GPM\24VOLT S/N 0167 & UP

AUXILIARY VALVE WORK HOSES AND FITTINGS



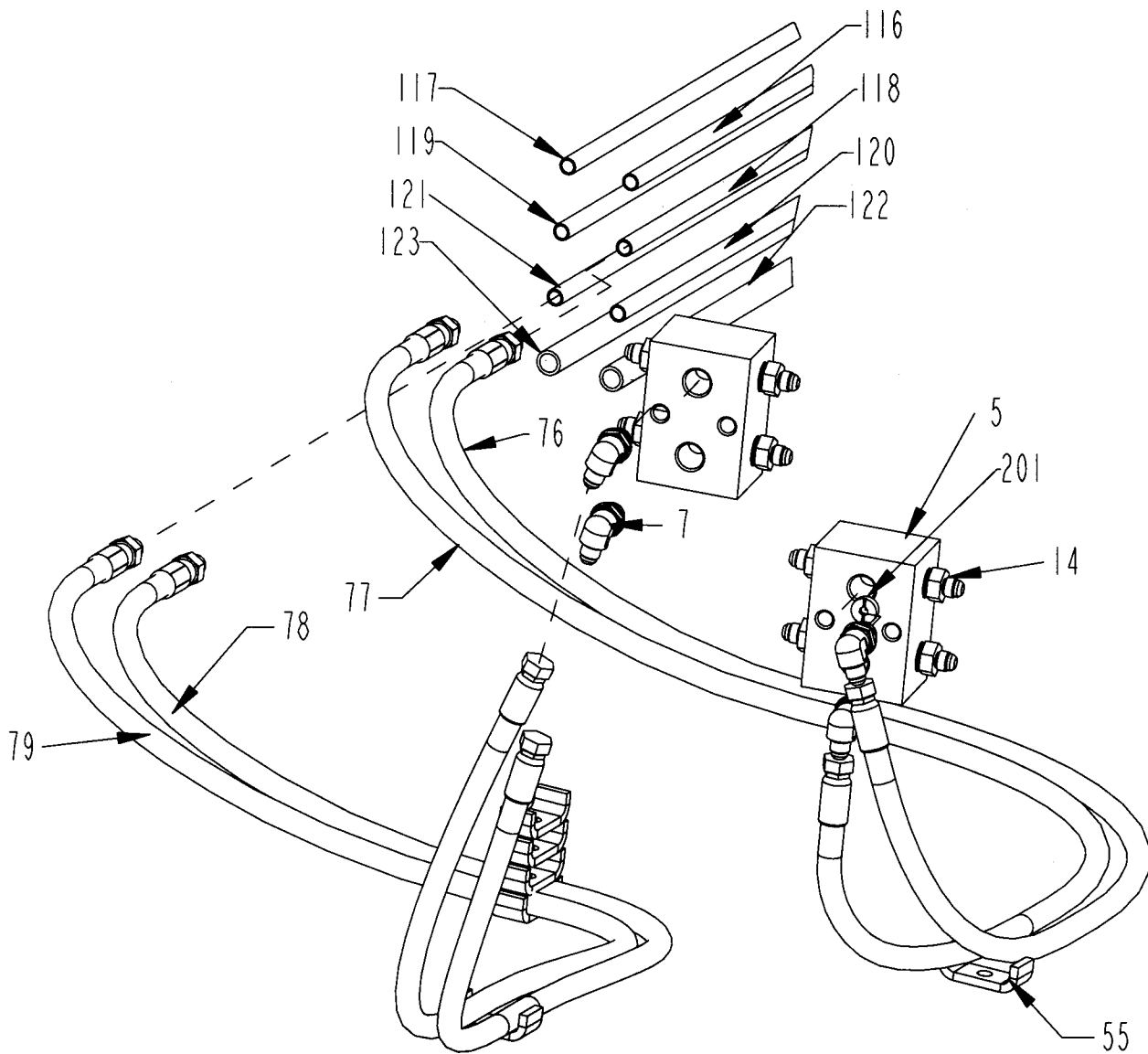
AUXILIARY VALVE WORK HOSES AND FITTINGS

ITEM	PART	QTY.	PART DESCRIPTION
7	3800453	11	FTG\3/4MORX9/16MJIC\90
32	3800757	8	FTG\9/16MORX9/16MJIC\90
44	4000210	1	VLV\HYD\AUX\BLK\MFLD
46	4000229	12	VALVE\HYD\SOL\24V\635\W/D\WPEND
59	4100144	1	CYL\HYD\4X30\1-3/4 ROD
83	0		HOSE_22_1150
84	0		HOSE_23_1150
85	0		HOSE_24_1150
86	0		HOSE_25_1150
87	0		HOSE_26_1150
88	0		HOSE_27_1150
89	0		HOSE_28_1150
90	0		HOSE_29_1150
116	0		TUBE_1_1150
117	0		TUBE_2_1150
118	0		TUBE_3_1150
119	0		TUBE_4_1150
120	0		TUBE_5_1150
121	0		TUBE_6_1150
122	3700685		TUBE_7_1150
123	3700685		TUBE_8_1150

Not Shown

4500737	STOP\CYL\PLATFORM
4800046	PIN\CLEVIS\3/4X3
4800107	PIN\HAIR\1/8

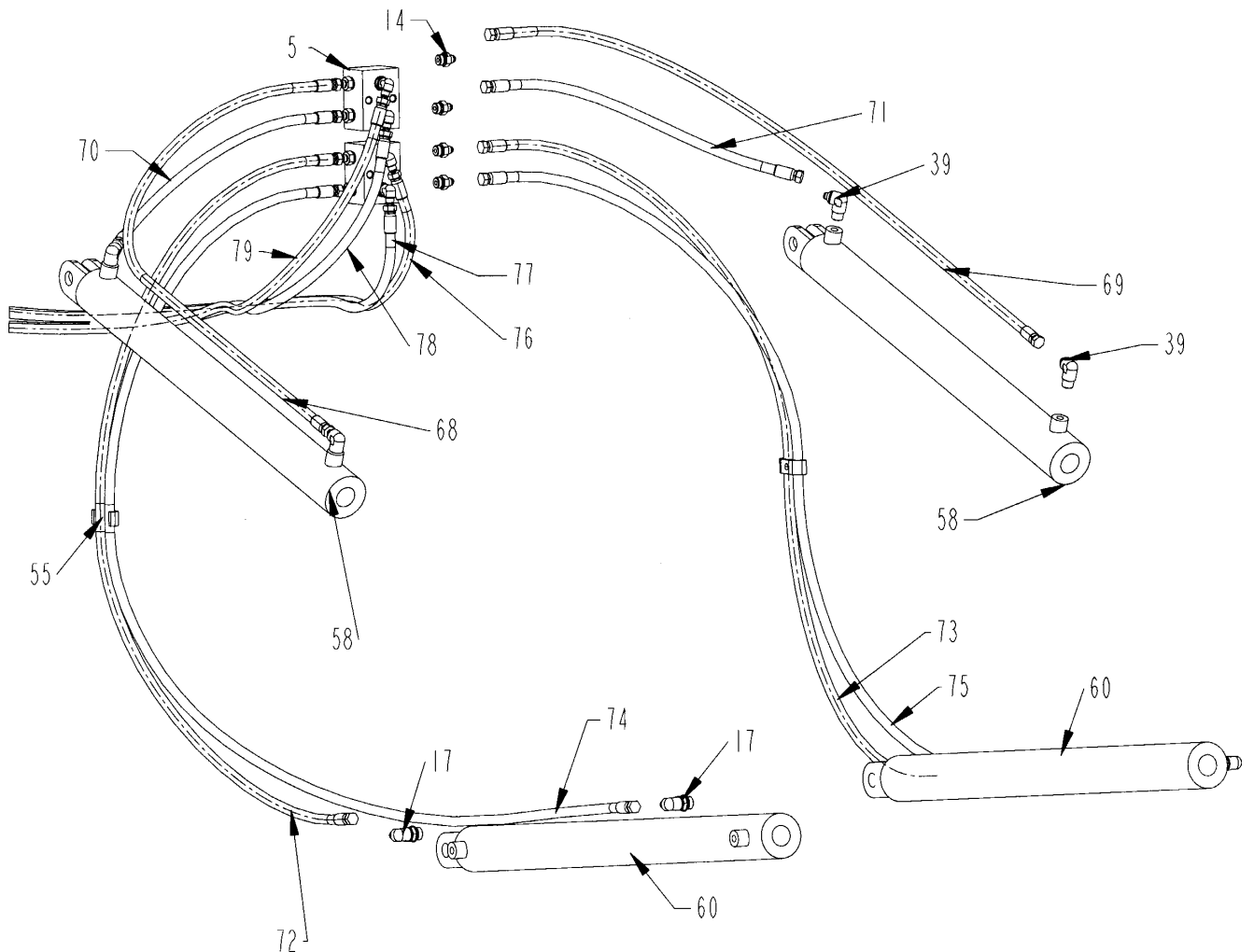
MANIFOLD BLOCK VALVE WITH HOSES AND FITTINGS



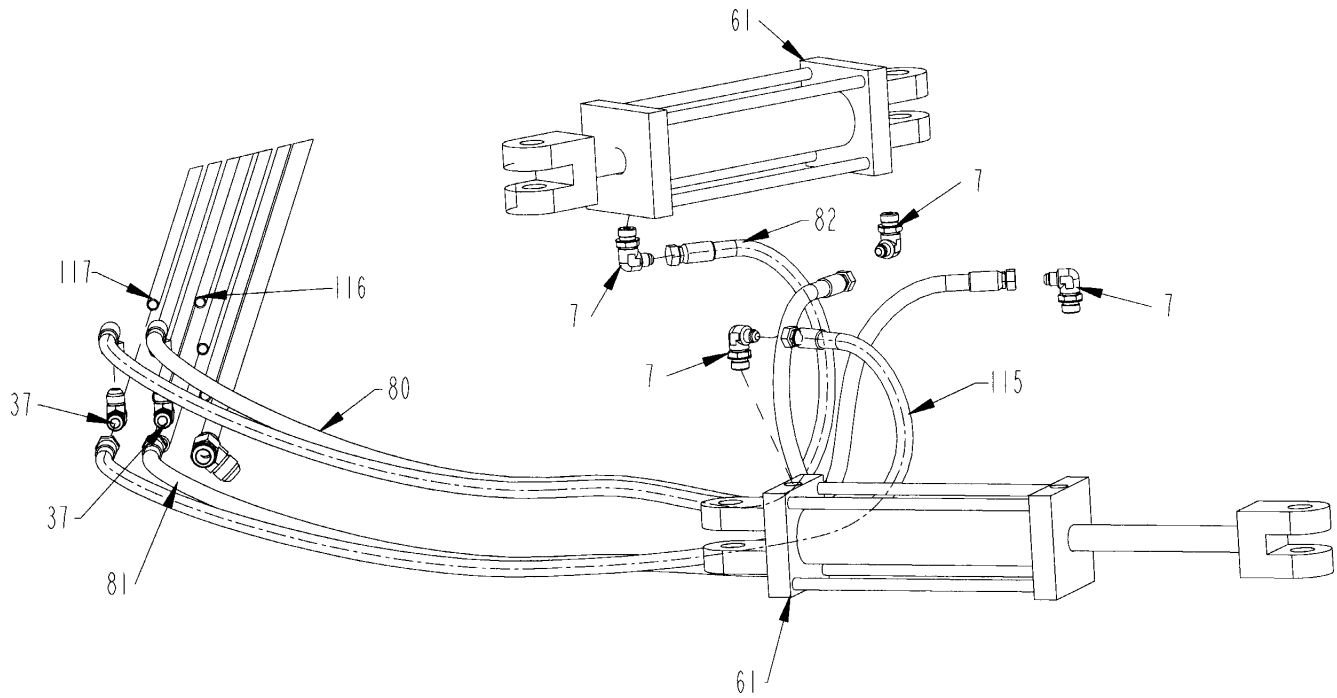
ITEM	PART	QTY.	PART DESCRIPTION
5	3800428	2	MNFLD\DBL;TEE\BLK\3/4FOR
7	3800453	11	FTG\3/4MORX9/16MJIC\90
14	3800530	8	FTG\3/4MORX9/16MJIC\ST
55	4700776	8	CLMP\HOSE\3/8
76	0		HOSE_15_1150
77	0		HOSE_16_1150
78	0		HOSE_17_1150
79	0		HOSE_18_1150
116	3700764		TUBE_1_1150
117	3700764		TUBE_2_1150
118	3700764		TUBE_3_1150
119	3700764		TUBE_4_1150
120	3700764		TUBE_5_1150
121	3700764		TUBE_6_1150
122	3700685		TUBE_7_1150
123	3700685		TUBE_8_1150
201	3800683	4	FTG\3/4MOR\ORFICE\0.0490"

LIFT & FOLD HYDRAULIC CYLINDERS WITH HOSES AND FITTINGS

ITEM	PART	QTY.	PART DESCRIPTION
5	3800428	2	MNFLD\DBL;TEE\BLK\3/4FOR
7	3800453	11	FTG\3/4MORX9/16MJIC\90
14	3800530	8	FTG\3/4MORX9/16MJIC\ST
17	3800538	4	FTG\7/8MORX9/16MJIC\90
39	3800773	4	FTG\9/16MJICX1/2MP\90
39A	3800453	4	FTG\3/4MORX9/16MJIC\90D
55	4700776	8	CLMP\HOSE\3/8
58	4100086	2	CYL\HYD\3X30X1-1/2\WLD
58A	4100218	2	CYL\HYD\3X30\1-1/2ROD\7/8FOR\PARALLEL
60	4100175	2	CYL\HYD\3X36\PARALLEL\7/8FOR
68	0		HOSE_7_1150
69	0		HOSE_8_1150
70	0		HOSE_9_1150
71	0		HOSE_10_1150
72	3700759		HOSE_11_1150
73	3700759		HOSE_12_1150
74	3700760		HOSE_13_1150
75	3700760		HOSE_14_1150
76	0		HOSE_15_1150
77	0		HOSE_16_1150
78	0		HOSE_17_1150
79	0		HOSE_18_1150



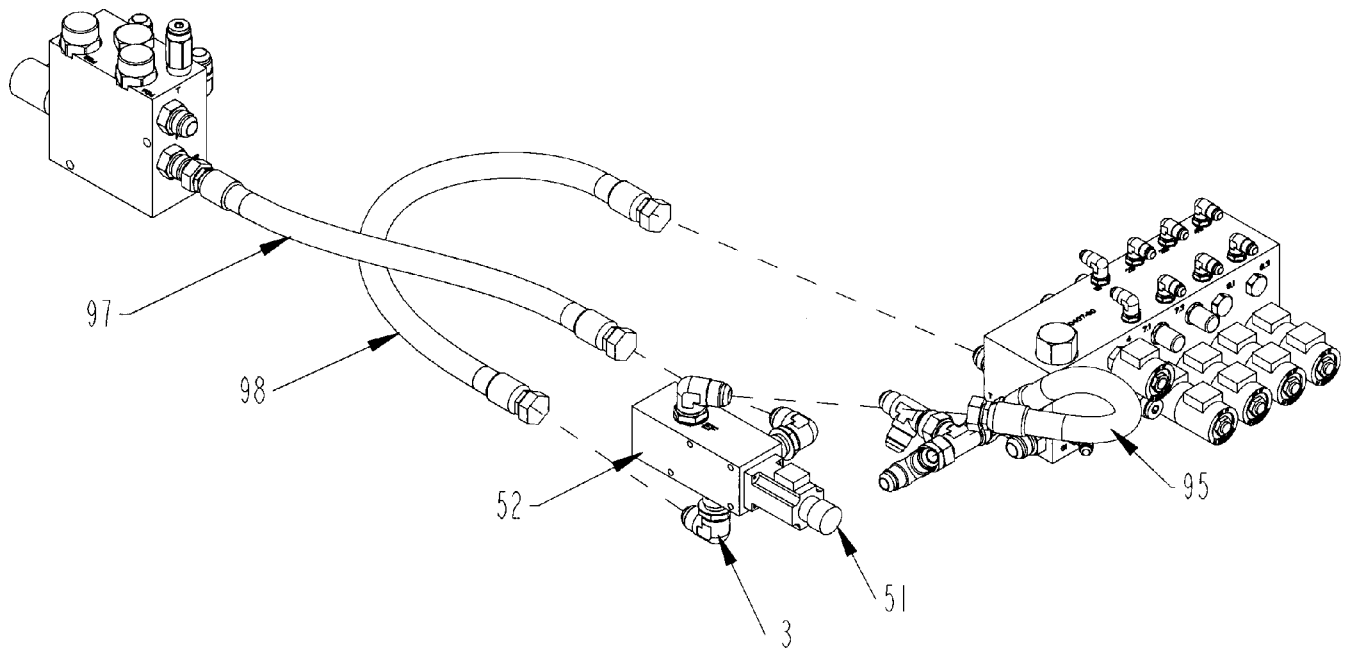
CONVEYOR SWING HYDRAULIC CYLINDER WITH HOSES AND FITTINGS



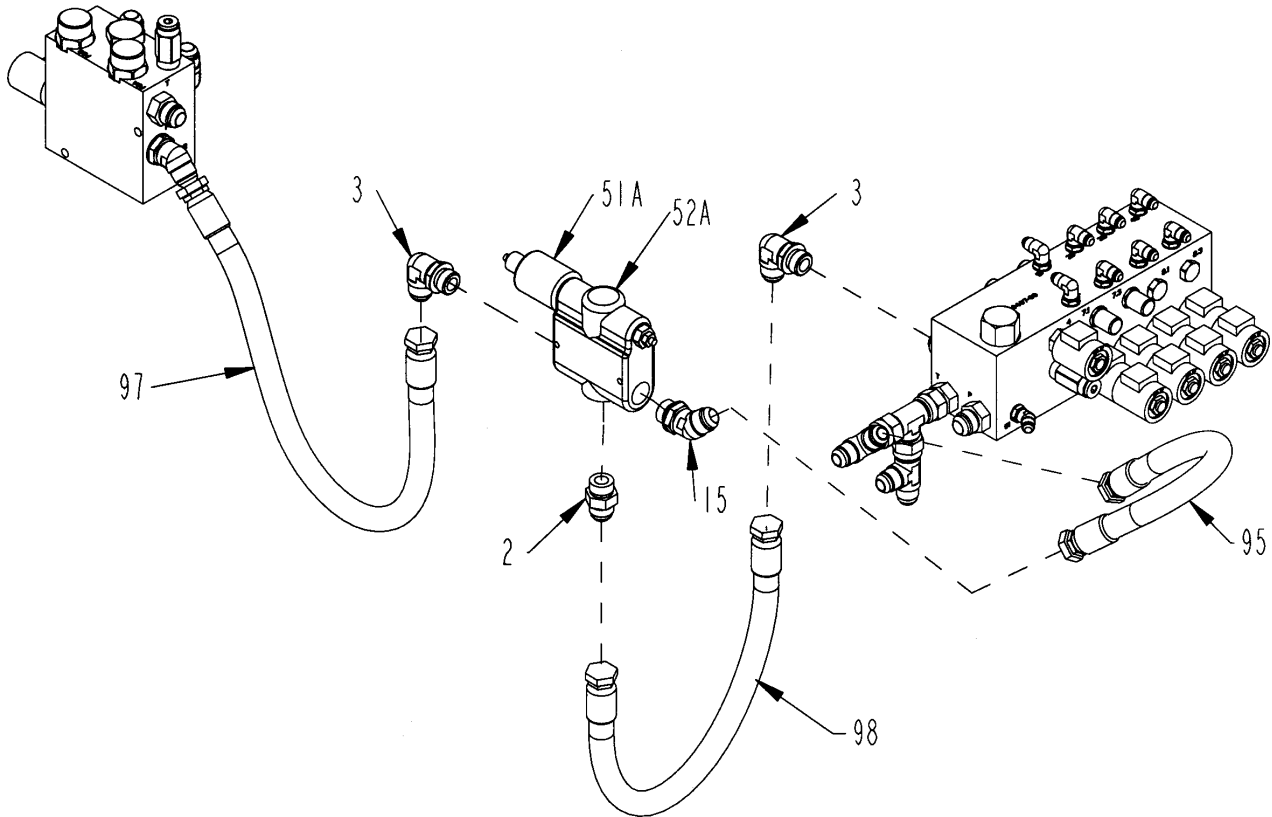
ITEM	PART	QTY.	PART DESCRIPTION
7	3800453	11	FTG\3/4MORX9/16MJIC\90
37	3800766	2	FTG\3/4MJICX3/4MJICX3/4MJIC\TEE
61	4100185	2	CYL\HYD\3-1/2X8\TIE\3/4FOR
61A	4100210	2	CYL\HYD\2X8\1-1/4RD\WELD
80	3700813		HOSE_19_1150
81	3700812		HOSE_20_1150
82	3700813		HOSE_21_1150
115	3700812		HOSE_21A_1150
116	3700764		TUBE_1_1150
117	3700764		TUBE_2_1150

GOVERNOR VALVE WITH HOSES AND FITTINGS THRU S.N. 0166

ITEM	PART	QTY.	PART DESCRIPTION
3	3800279	5	FTG\1-1/16MORX1-1/16MJIC\90
51	4300054	1	VALVE\SOLENOID\24V\JEMM
52	4300069	1	VALVE\SERVO\25GPM\24VDC\
95	0		HOSE_34_1150
97	0		HOSE_36_1150
98	0		HOSE_37_1150

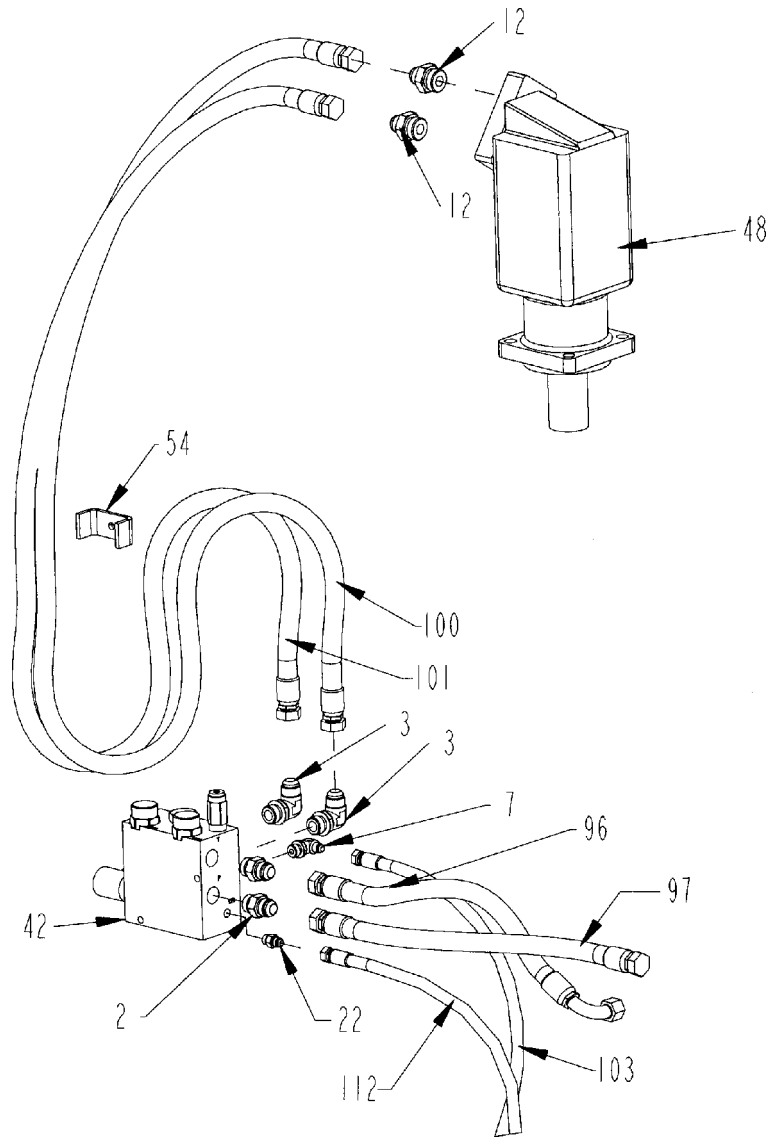


GOVERNOR VALVE WITH HOSES AND FITTINGS S.N. 0167 AND UP



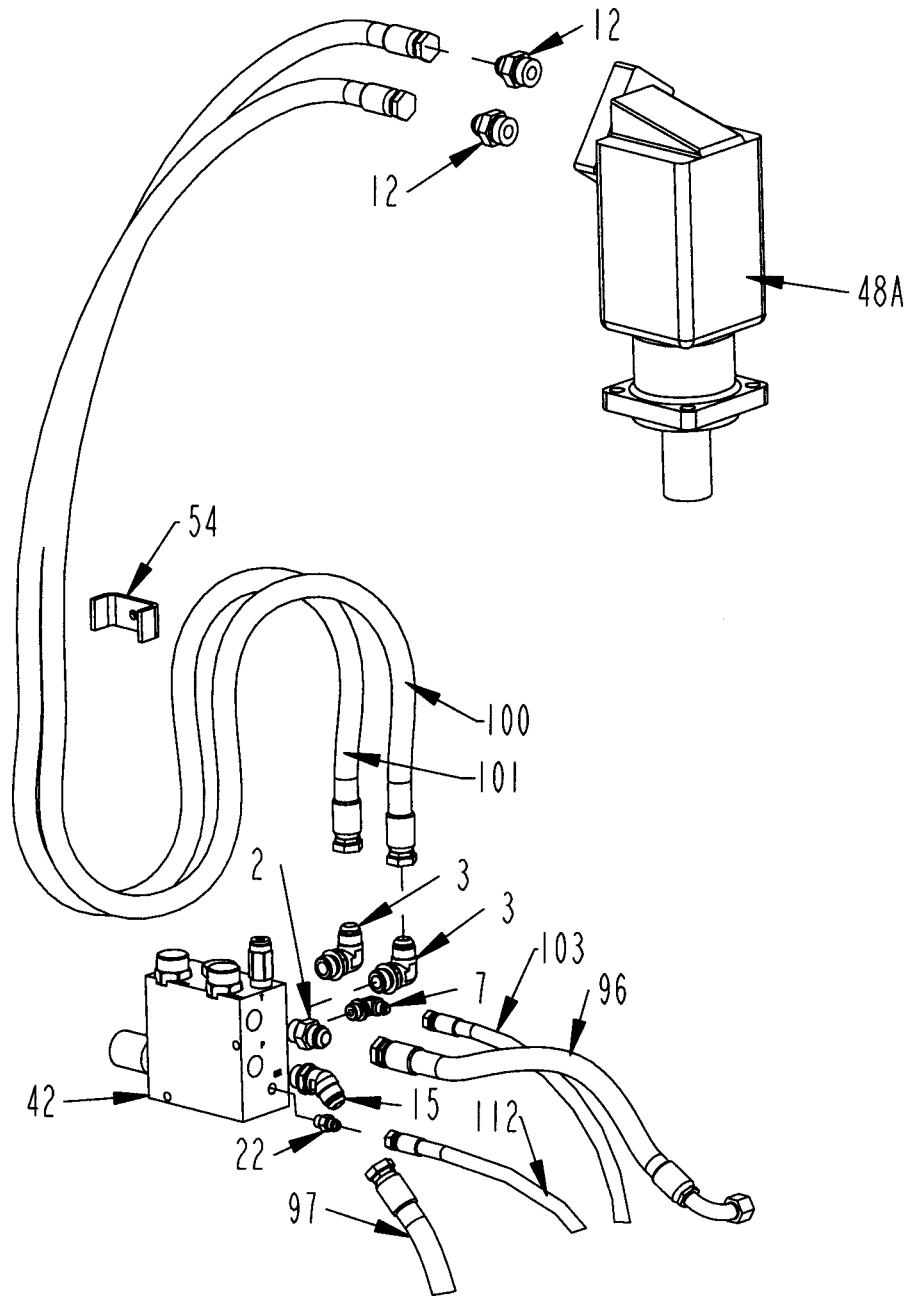
ITEM	PART	QTY.	PART DESCRIPTION
2	3800277	6	FTG\1-1/16MORX1-1/16MJIC\ST
3	3800279	5	FTG\1-1/16MORX1-1/16MJIC\90
15	3800532	4	FTG\1-1/16MORX1-1/16MJIC\45
51A	4300074	1	VALVE\SOLENOID\24V\BRAND S/N 0167 & UP
52A	4300072	1	VALVE\SERVO\30GPM\24VOLT S/N 0167 & UP
95	0		HOSE_34_1150
97	0		HOSE_36_1150
98	0		HOSE_37_1150

TUB DRIVE MOTOR WITH HOSES AND FITTINGS THRU S.N. 0166



ITEM	PART	QTY.	PART DESCRIPTION
2	3800277	9	FTG\1-1/16MORX1-1/16MJIC\ST
3	3800279	5	FTG\1-1/16MORX1-1/16MJIC\90
7	3800453	11	FTG\3/4MORX9/16MJIC\90
12	3800526	2	FTG\1-5/16MORX1-1/16MJIC\ST
22	3800631	2	FTG\9/16MORX9/16MJIC\ST
42	4000207	1	VLV\HYD\TUB\BLK\MFLD
48	4200035	1	MTR\HYD\1191031-003
48A	4200121	1	MTR\HYD\40.6\10000\2-1/4\1-5/16FOR
54	4500893	5	CLMP\HOSE\3/4
96	0		HOSE_35_1150
97	0		HOSE_36_1150
100	3700691		HOSE_39_1150
101	3700691		HOSE_40_1150
103	0		HOSE_42_1150
112	0		HOSE_51_1150

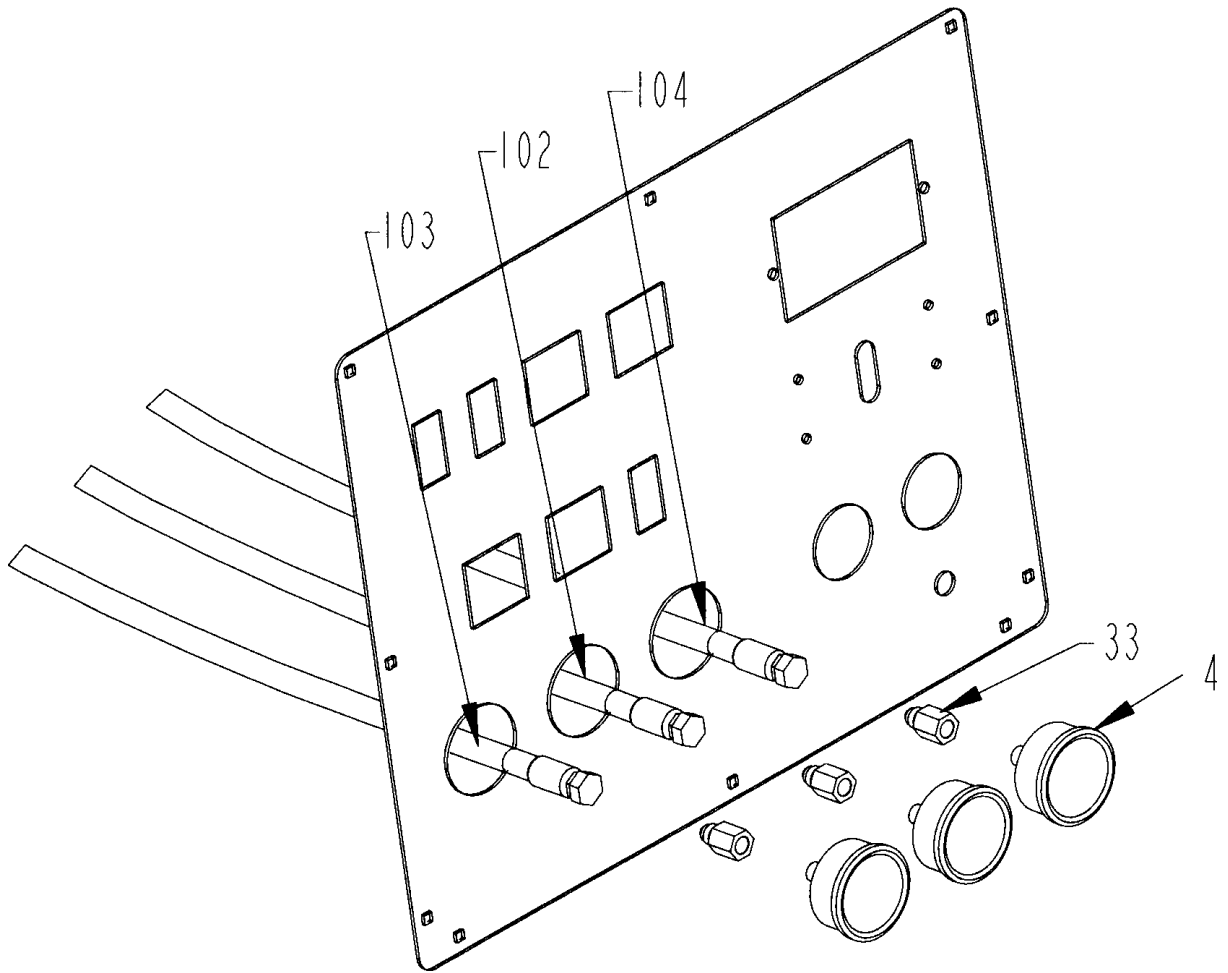
TUB DRIVE MOTOR WITH HOSES AND FITTINGS S.N. 0167 & UP



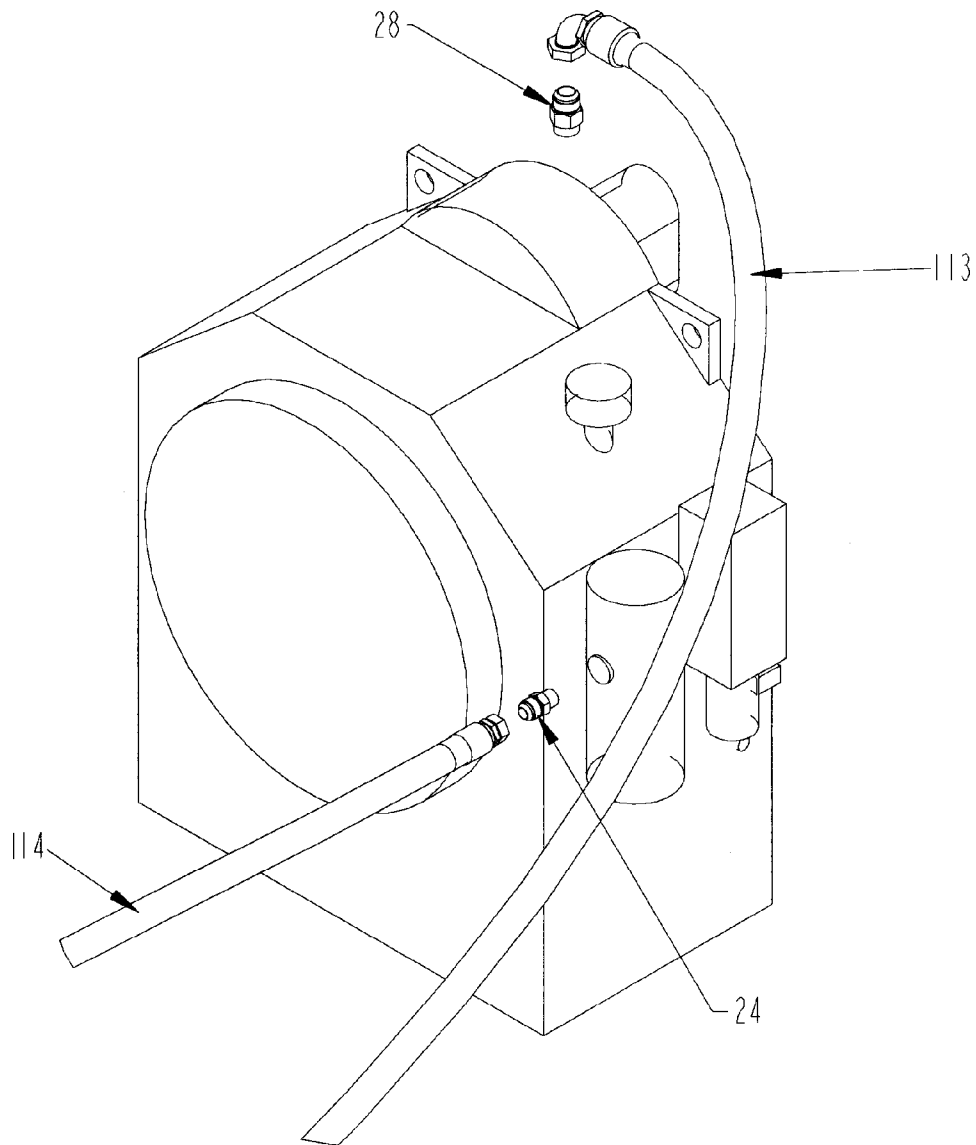
ITEM	PART	QTY.	PART DESCRIPTION
2	3800277	6	FTG\1-1/16MORX1-1/16MJIC\ST
3	3800279	5	FTG\1-1/16MORX1-1/16MJIC\90
7	3800453	11	FTG\3/4MORX9/16MJIC\90
12	3800526	2	FTG\1-5/16MORX1-1/16MJIC\ST
15	3800532	4	FTG\1-1/16MORX1-1/16MJIC\45
22	3800631	2	FTG\9/16MORX9/16MJIC\ST
42	4000207	1	VLV\HYD\TUB\BLK\MFLD
48A	4200121	1	MTR\HYD\40.6\10000\2-1/4\1-5/16FOR
54	4500893	5	CLMP\HOSE\3/4
96	0		HOSE_35_1150
97	0		HOSE_36_1150
100	3700691		HOSE_39_1150
101	3700691		HOSE_40_1150
103	0		HOSE_42_1150
112	0		HOSE_51_1150

CONTROL PANEL WITH HOSES AND GAUGE FITTINGS

ITEM	PART	QTY.	PART DESCRIPTION
4	3800381	3	GAUGE\3000PSI\REAR STEM
33	3800758	3	FTG\9\16MJICX1\4FP\ADPT
102	0		HOSE_41_1150
103	0		HOSE_42_1150
104	0		HOSE_43_1150



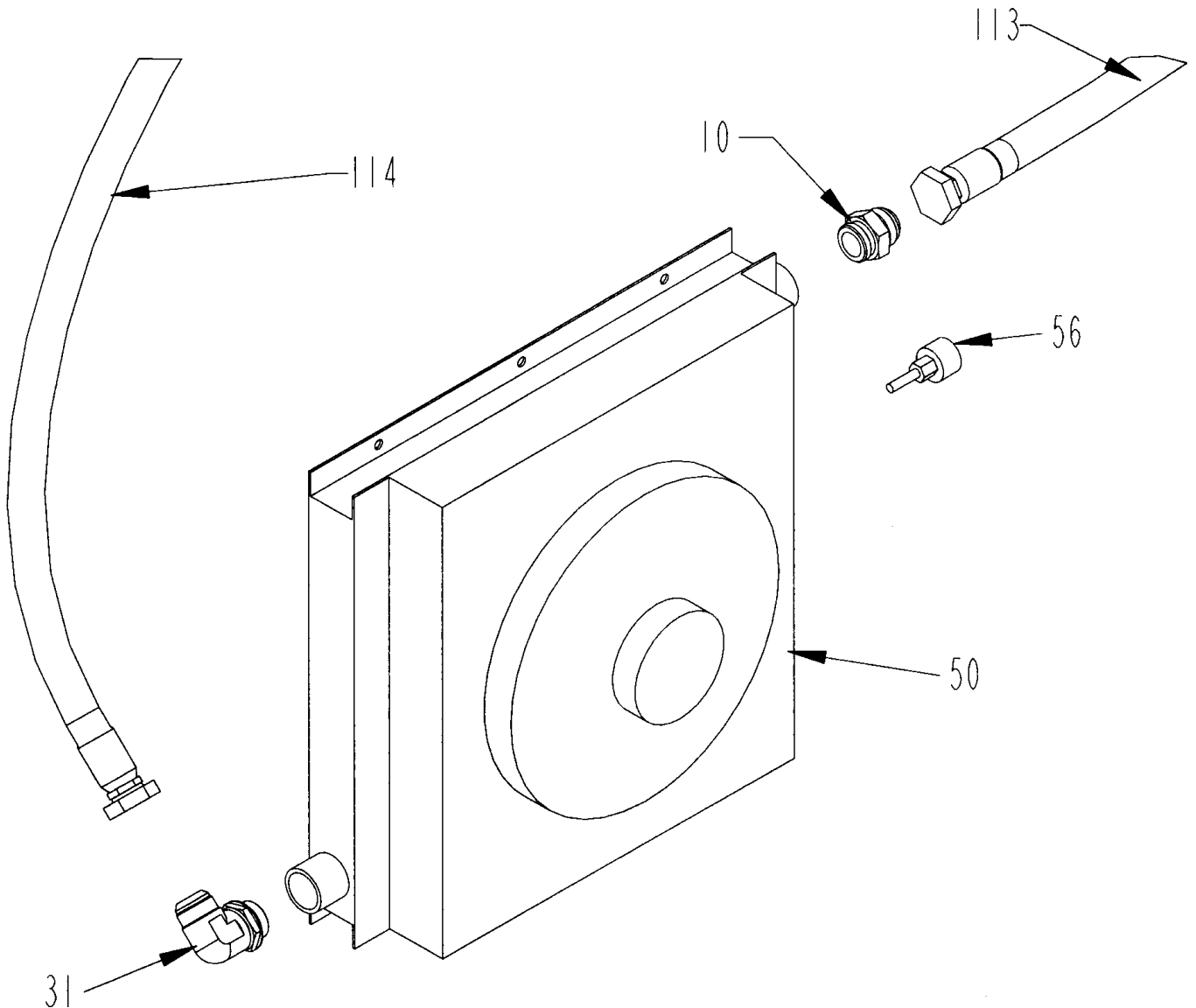
FLUID COUPLER WITH HOSES AND FITTINGS



ITEM	PART	QTY.	PART DESCRIPTION
24	3800722	1	FTG\1-1/16MJICX3/4MBSPT
28	3800730	1	FTG\1-5/16MJICX1MBSPT
113	3701449		HOSE_52_1150 for cooler in front of engine
114	3700892		HOSE_53_1150 for cooler in front of engine
113	0		hose 52 1150 for cooler under frame 2004 &earlier
114	3700703		hose 53 1150 for cooler under frame 2004 &earlier
	Not Shown		
	4400087		FILTER\OIL\KPTO19
	7501153		GAUGE\LEVEL\5M12\KPTO
	5700701		GAUGE\TEMP\MECH\SW120C
	5700702		GAUGE\PRESS\MECH\SW\MURP
	3800885		FTG\PLUG\FILLER\KPTO
	3800886		FTG\PLUG\FILLER\KPTO
	4400113		BRTHR\CAP\KPTO19

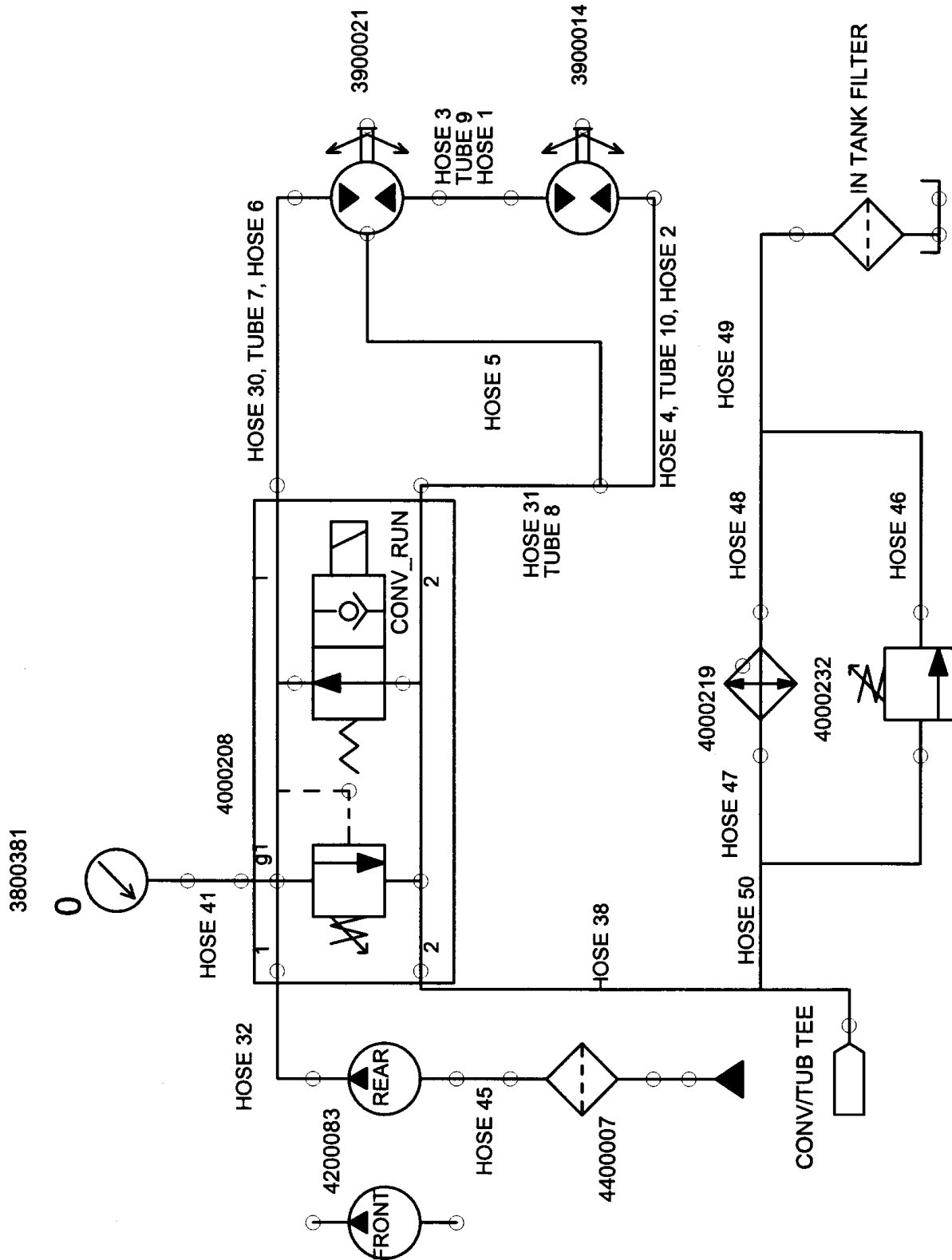
FLUID COUPLER OIL COOLER WITH HOSES AND FITTINGS

ITEM	PART	QTY.	PART DESCRIPTION
10	3800470	1	FTG\1-5/8MORX1-5/8MJIC\ST
31	3800741	1	FTG\1-5/8MORX1-5/8MJIC\90
50	4200084	1	RAD\HYD\KPTO19\DCS30\24V
			Replacement fan and motor assembly for 4200084
	4200087		RAD\FAN\KPTO19\DCS30\24V
56	5700524		SWITCH\THRMOSTTC\115DEG with screw terminals
56A	5700795	1	SWITCH\TEMP\140\NC with wire leads and connector
113	3701449		HOSE_52_1150 for cooler in front of engine
114	3700892		HOSE_53_1150 for cooler in front of engine
113	0		hose 52 1150 for cooler under frame 2004 & earlier
114	3700703		hose 53 1150 for cooler under frame 2004 & earlier



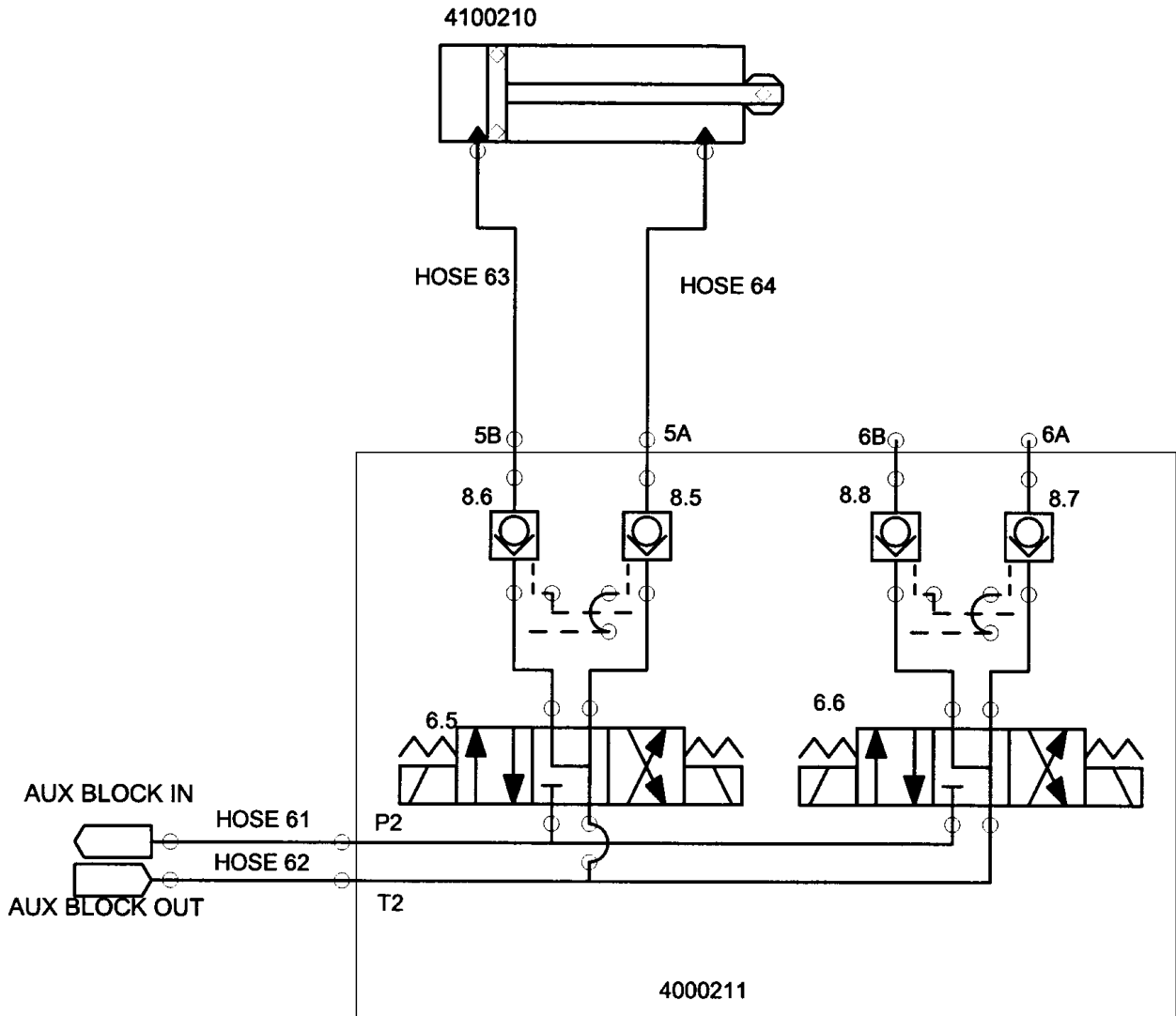
CONVEYOR HYDRAULIC CIRCUIT

SEE PAGES 135-137 FOR HYDRAULICS PARTS LIST



HAY GUIDE HYDRAULIC CIRCUIT

SEE PAGES 135-137 FOR HYDRAULICS PARTS LIST



TUB HYDRAULIC CIRCUIT

SEE FOLD OUT PAGE FO1 IN APPENDIX A

HYDRAULIC PARTS LIST

ITEM	PART	QTY.	PART DESCRIPTION
1	3800274	1	FTG\1-5/16MORX1-5/16MJIC\ST
2	3800277	6	FTG\1-1/16MORX1-1/16MJIC\ST
3	3800279	5	FTG\1-1/16MORX1-1/16MJIC\90
4	3800381	3	GAUGE\3000PSI\REAR STEM
5	3800428	2	MNFLD\DBL;TEE\BLK\3/4FOR
6	3800441	1	FTG\3/4MP\PLUG\HEX
7	3800453	11	FTG\3/4MORX9/16MJIC\90
8	3800462	1	FTG\1-1/16NUTFJICS
9	3800468	2	FTG\1-5/8MJICX1-1/4MP\90
10	3800470	1	FTG\1-5/8MORX1-5/8MJIC\ST
11	3800497	2	FTG\1-5/16FJICX1-5/16MJICX1-5/16MJIC\RUN;TEE
12	3800526	2	FTG\1-5/16MORX1-1/16MJIC\ST
13	3800527	3	FTG\7/8MORX1-1/16MJIC\ST
14	3800530	8	FTG\3/4MORX9/16MJIC\ST
15	3800532	4	FTG\1-1/16MORX1-1/16MJIC\45
16	3800535	1	FTG\7/8MORX1-1/16MJIC\90
17	3800538	4	FTG\7/8MORX9/16MJIC\90
18	3800542	1	FTG\1-1/16FJICX9/16MJIC\ADPT
19	3800551	8	CLAMP\HOSE\1-1/4\4HOLES
20	3800552	10	CLAMP\HOSE\1-1/4\2HOLES
21	3800581	2	FTG\1-5/8MORX1-5/8MJIC\45
22	3800631	2	FTG\9/16MORX9/16MJIC\ST
23	3800670	3	FTG\1-1/16FJICX1-1/16MJICX1-1/16MJIC\RUN;TEE
24	3800722	1	FTG\1-1/16MJICX3/4MBSPT
25	3800723	1	FTG\1-1/16MJICX1-1/16MJICX1-1/16MJIC\TEE
26	3800727	1	FTG\1/5/16MORX1-5/16FJIC\SW
27	3800794	2	FTG\1-5/8MORX1-5/16MJIC\90
28	3800730	1	FTG\1-5/16MJICX1MBSPT
29	3800733	2	FTG\1-5/16MJICX1-5/16MJIC\BULKHEAD
30	3800737	1	FTG\1-5/16MJICX1-1/4MP\ST\SOLID
31	3800741	1	FTG\1-5/8MORX1-5/8MJIC\90
32	3800757	8	FTG\9/16MORX9/16MJIC\90
33	3800758	3	FTG\9/16MJICX1/4FP\ADPT
34	3800760	1	FTG\9/16MORX9/16MJIC\45
35	3800763	1	FTG\7/16MORX9/16MJIC\ST
36	3800764	1	FTG\9/16MJICX3/8MP\90
37	3800766	2	FTG\3/4MJICX3/4MJICX3/4MJIC\TEE
38	3800770	2	FTG\9/16MOR\ORFC\0.0225"
39	3800773	4	FTG\9/16MJICX1/2MP\90
40	3900014	1	MTR\HYD\9.6\2000\1-1/4SH
41	3900021	1	MTR\HYD\8\2000
42	4000207	1	VLV\HYD\TUB\BLK\MFLD
43	4000208	1	VLV\HYD\CNVYR\BLK\MFLD
44	4000210	1	VLV\HYD\AUX\BLK\MFLD
45	4000219	1	RAD\HYD\23X19\1-1/16"-12
46	4000229	12	VALVE\HYD\SOL\24\635W/D\WPEND
47	4000232	1	VALVE\RELIEF\65PSI-16PRT
48	4200035	1	MTR\HYD\1191031-003
49	4200083	1	PUMP\HYD\25/20\2.33X1.78
50	4200084	1	RAD\HYD\KPTO19\DCS30\24V

HYDRAULIC PARTS LIST

ITEM	PART	QTY.	PART DESCRIPTION
51	4300054	1	VALVE\SOLENOID\24V\JEMM THRU S/N 0166
51A	4300074	1	VALVE\SOLENOID\24V\BRAND S/N 0167 & UP
52	4300069	1	VALVE\SERVO\25GPM\24VDC\ THRU S/N 0166
52A	4300072	1	VALVE\SERVO\30GPM\24VOLT S/N 0167 & UP
53	4400007	2	FLTR\SCRN\2MPX1-1/4FP\25GPM
54	4500893	5	CLMP\HOSE\3/4
55	4700776	8	CLMP\HOSE\3/8
56	5700524	1	SWITCH\THERMOSTTC\115DEG
57	7170670	1	VLV\HYD\CNVYR\BLK\MFLD
58	4100086	2	CYL\HYD\3X30X1-1/2WLD
59	4100144	1	CYL\HYD\4X30\1-3/4 ROD
60	4100175	2	CYL\HYD\3X36\PARALLEL\7/8FOR
61	4100185	2	CYL\HYD\3-1/2X8\TIE\3/4FOR
62	3700757		HOSE_1_1150
63	3700758		HOSE_2_1150
64	3700677		HOSE_3_1150
65	3700678		HOSE_4_1150
66	3700688		HOSE_5_1150
67			HOSE_6_1150
68			HOSE_7_1150
69			HOSE_8_1150
70			HOSE_9_1150
71			HOSE_10_1150
72	3700759		HOSE_11_1150
73	3700759		HOSE_12_1150
74	3700760		HOSE_13_1150
75	3700760		HOSE_14_1150
76			HOSE_15_1150
77			HOSE_16_1150
78			HOSE_17_1150
79			HOSE_18_1150
80	3700813		HOSE_19_1150
81	3700812		HOSE_20_1150
82	3700813		HOSE_21_1150
83			HOSE_22_1150
84			HOSE_23_1150
85			HOSE_24_1150
86			HOSE_25_1150
87			HOSE_26_1150
88			HOSE_27_1150
89			HOSE_28_1150
90			HOSE_29_1150
91			HOSE_30_1150
92			HOSE_31_1150
93			HOSE_32_1150
94			HOSE_33_1150
95			HOSE_34_1150
96			HOSE_35_1150
97			HOSE_36_1150
98			HOSE_37_1150
99			HOSE_38_1150
100	3700691		HOSE_39_1150

HYDRAULIC PARTS LIST

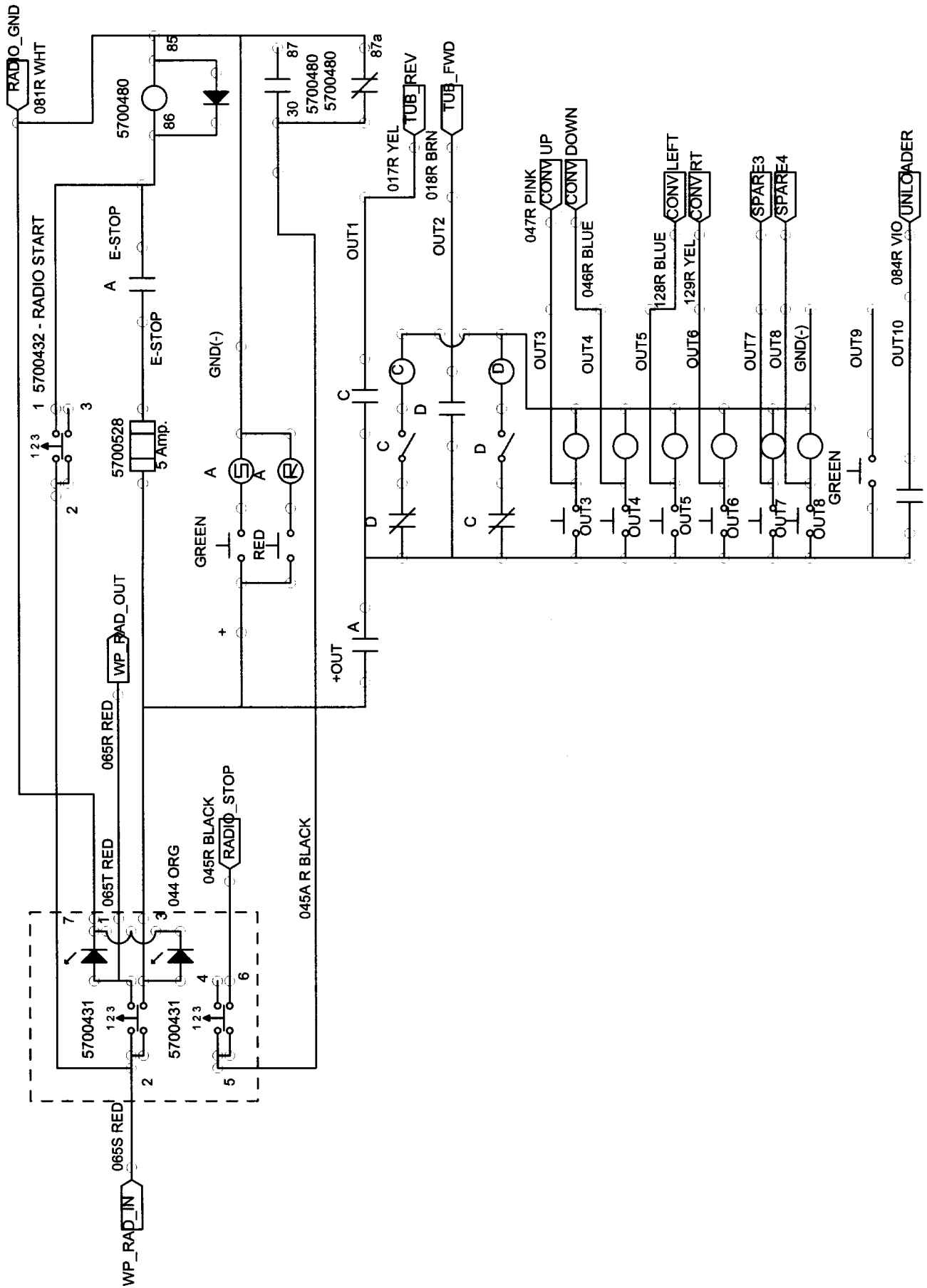
ITEM	PART	QTY.	PART DESCRIPTION
101	3700691		HOSE_40_1150
102			HOSE_41_1150
103			HOSE_42_1150
104			HOSE_43_1150
105			HOSE_44_1150
106			HOSE_45_1150
107			HOSE_46_1150
108			HOSE_47_1150
109			HOSE_48_1150
110	3700754		HOSE_49_1150
111			HOSE_50_1150
112			HOSE_51_1150
113			HOSE_52_1150
114			HOSE_53_1150
115	3700812		HOSE_21A_1150
116	3700764		TUBE_1_1150
117	3700764		TUBE_2_1150
118	3700764		TUBE_3_1150
119	3700764		TUBE_4_1150
120	3700764		TUBE_5_1150
121	3700764		TUBE_6_1150
122	3700685		TUBE_7_1150
123	3700685		TUBE_8_1150
124	3700761		TUBE_9_1150
125	3700761		TUBE_10_1150
201	3800683	4	FTG\3/4MOR\ORFICE\0.0490"
202	4703541		TANK\OIL\ASSY
203	7501132		CAP\FILLER\BREATHER
204	7501125		FILTER\ASSY\COMPLETE
205	4400096		FLTR\ELMT\10MICRON\INTANK
206	7501119		ORING\FILTER\TANK
207	7501120		SEAL\TETRA\TANK
208	4400066		GAUGE\FILTER\25PSI\1/8MPT
209	3700686		HOSE\HYD\3/8X29\9/16FJCX9/16FJC90
210	3700689		HOSE\HYD\3/4X36\1-1/16MJCX1-1/16FJC
211	3700690		HOSE\HYD\3/4X40\1-1/16MJCX1-1/16FJC
212	3800280		FTG\1-1/16MJCX1-1/16FJICS\90D\ST;ELL
213	3800759		FTG\9/16FJICSX9/16MJICX9/9/MJIC\ RUN;TEE
214	4000227		VALVE\CHECK\7/16MORX7/16MJIC
215	4000302		VALVE\CHECK\1-1/16MORX1-1/16MJIC W .080 ORIFICE
216			HOSE_32_1150_CONV_VALVE
217			HOSE_38_1150_CONV_VALVE
218			HOSE_41_1150_CONV_VALVE
	7500997		GAUGE\LEVEL\5M12

24V STANDARD SCHEMATIC

SEE PAGE 147 FOR ELECTRICAL PARTS LIST

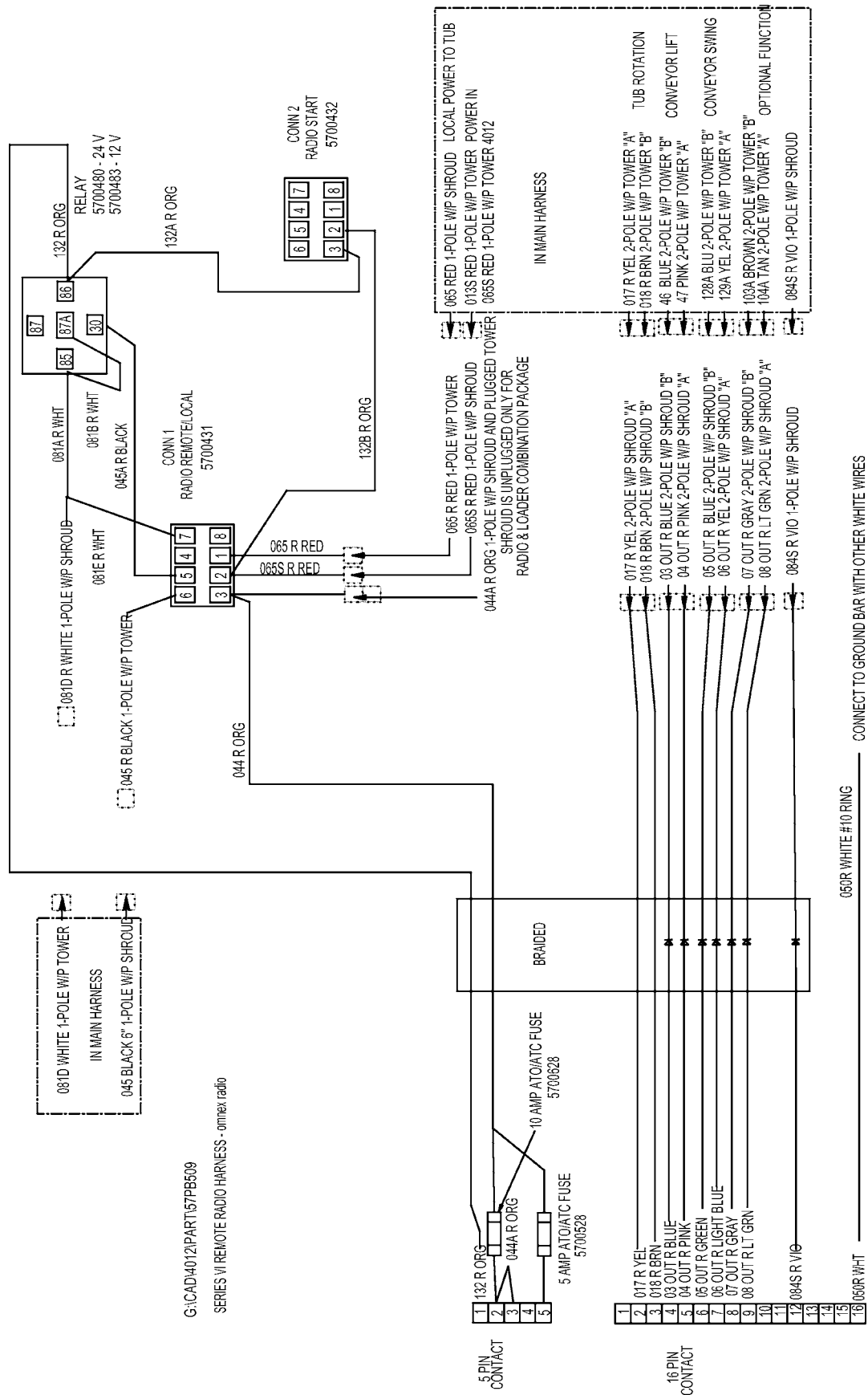
SEE FOLD OUT PAGE FO2 IN APPENDIX A

**REMOTE RADIO SCHEMATIC
SEE PAGE 147 FOR ELECTRICAL PARTS LIST**



OMNEX RADIO WIRING HARNESS

SEE PAGE 147 FOR ELECTRICAL PARTS LIST



G:\CAD\4012\PART\57PB509

SERIES VI REMOTE RADIO HARNESS - omnex radio

MAIN HARNESS - CONTROL PANEL
SEE PAGE 147 FOR ELECTRICAL PARTS LIST

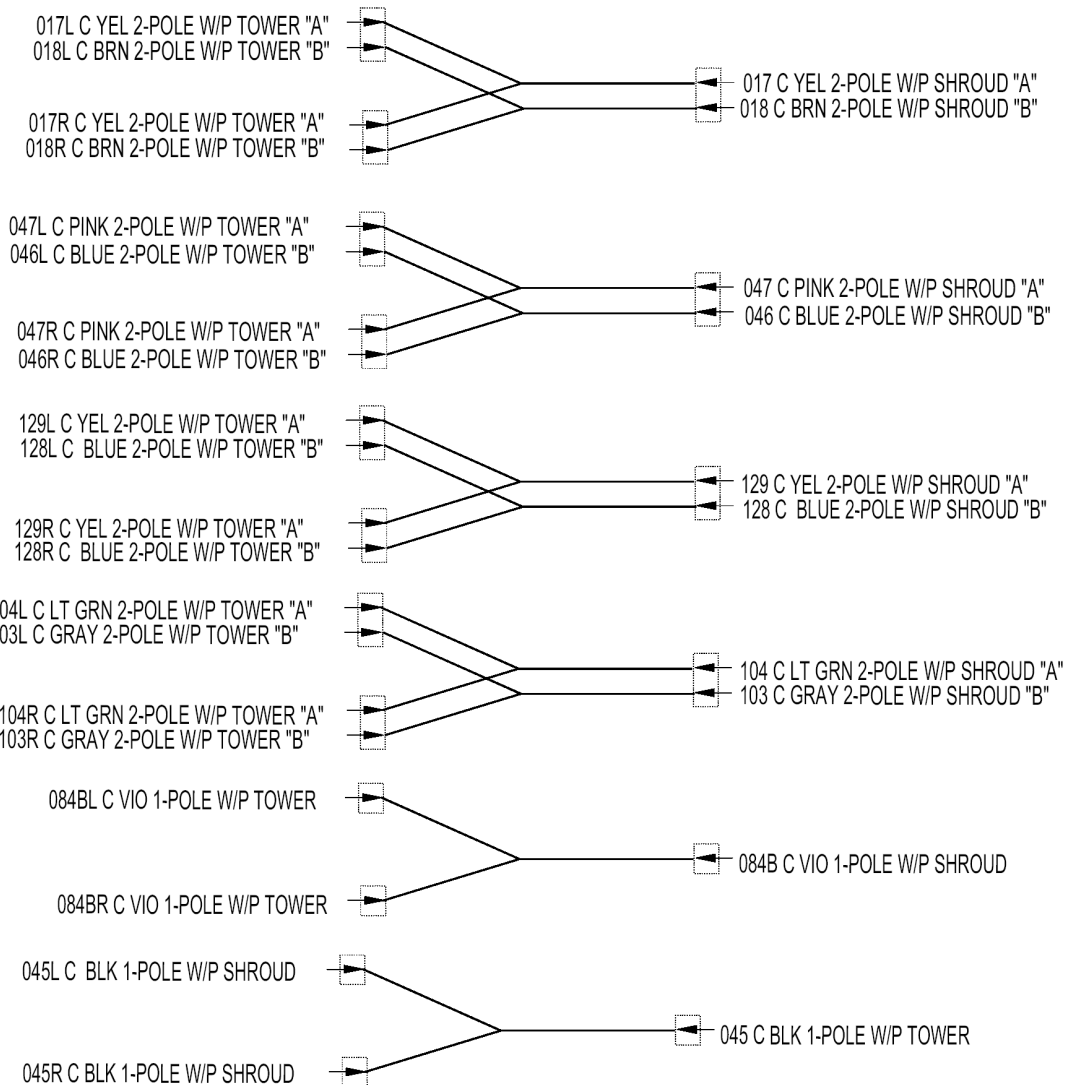
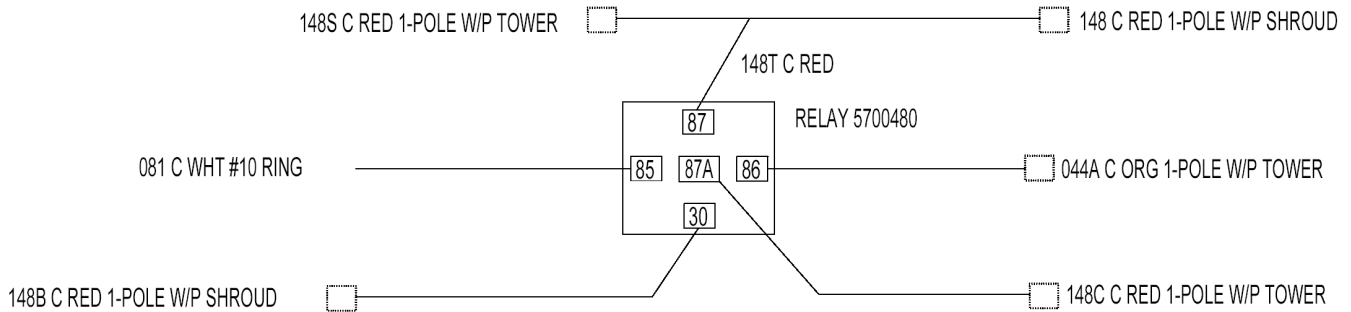
SEE FOLD OUT PAGE FO3 IN APPENDIX A

MAIN HARNESS - MACHINE
SEE PAGE 147 FOR ELECTRICAL PARTS LIST

SEE FOLD OUT PAGE FO4 IN APPENDIX A

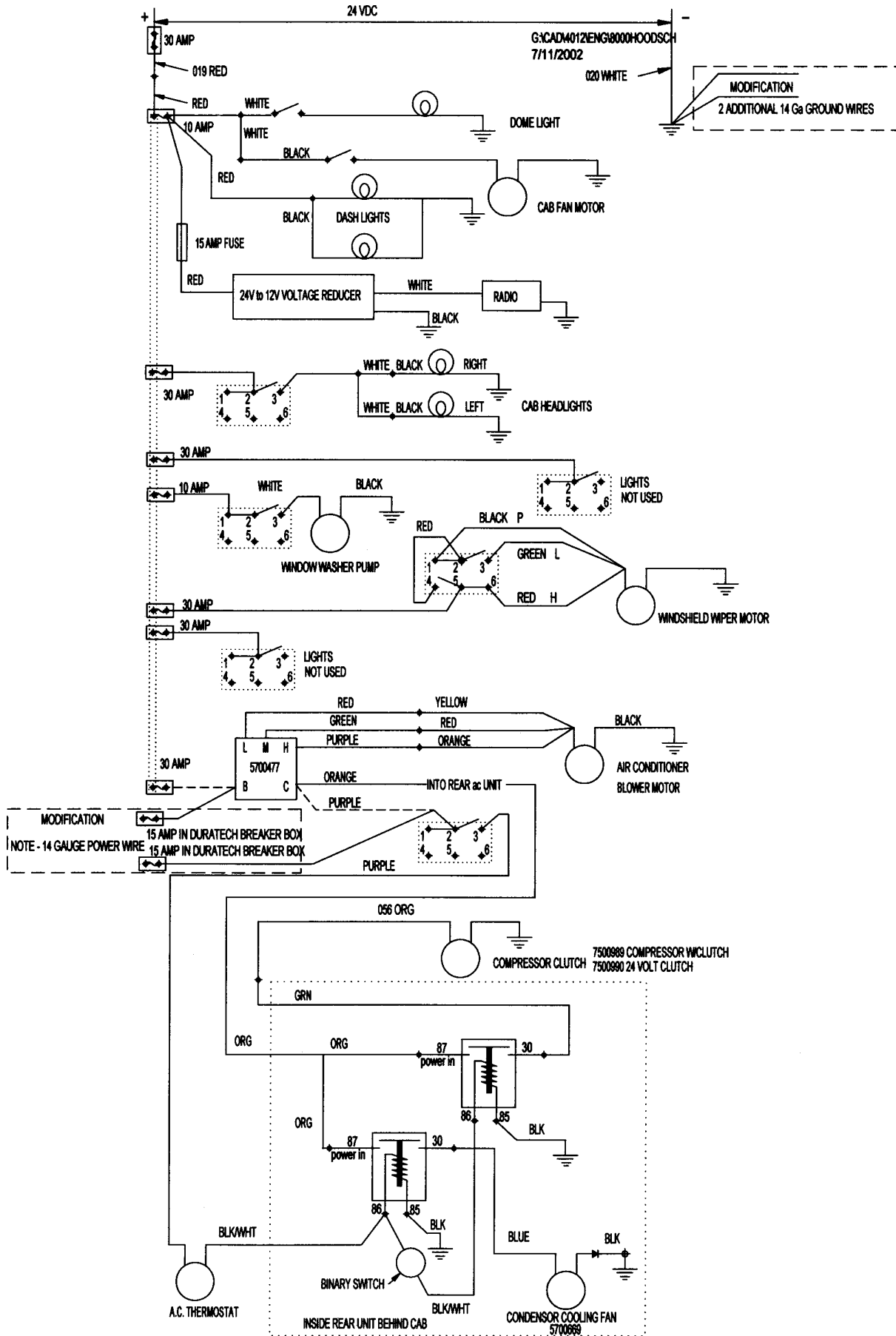
**MAIN HARNESS - MACHINE COMBINATION HARNESS
SEE PAGE 147 FOR ELECTRICAL PARTS LIST**

**SERIES VI COMBINATION HARNESS WHEN BOTH LOADER AND RADIO OPTIONS ARE USED
P. N. 5700522**

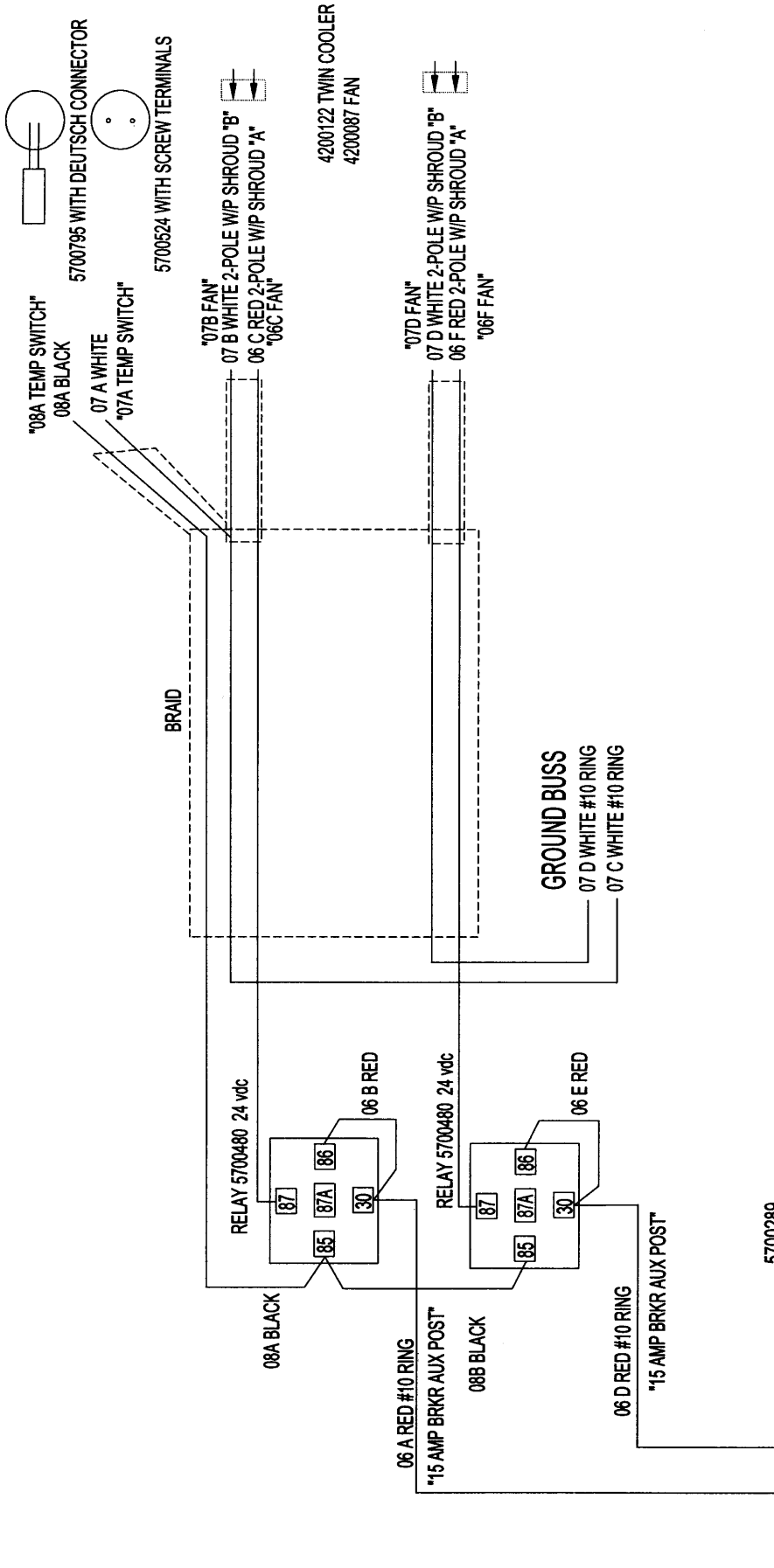


LOADER CAB SCHEMATIC

SEE PAGE 147 FOR ELECTRICAL PARTS LIST



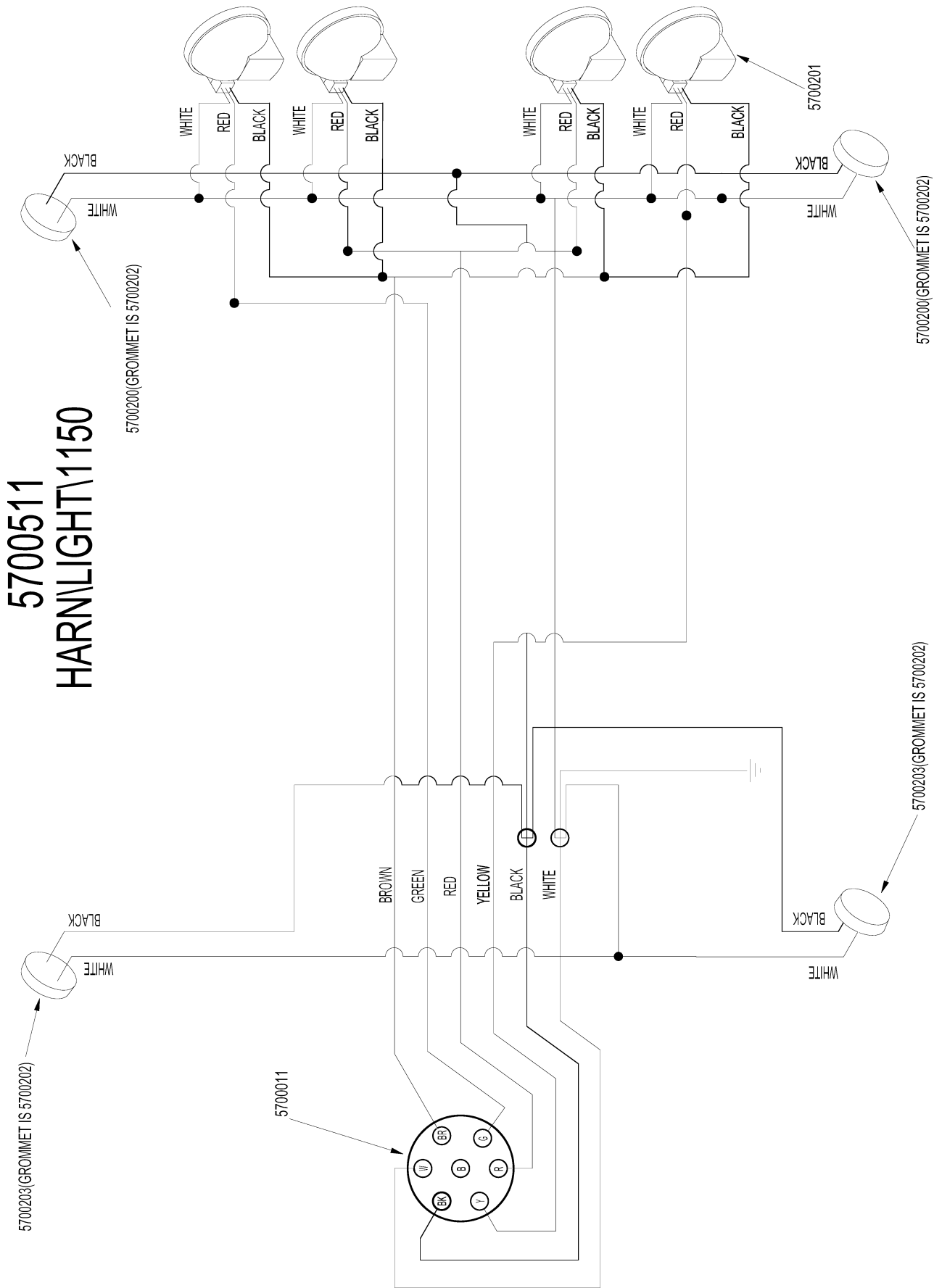
WIRING HARNESS FOR 2 HYDRAULIC COOLERS
SEE PAGE 147 FOR ELECTRICAL PARTS LIST



NOTE - THIS BREAKER BOX HAS POWER WIRES COMING FROM 2 LARGE RELAYS on loader equipped grinders.
 NOTE - THIS BREAKER BOX HAS ONLY 2 WIRES COMING OUT OF IT on standard grinders

THE OTHER BOX HAS ONLY ONE POWER WIRE and many circuit wires

WIRING HARNESS FOR TAIL LIGHTS



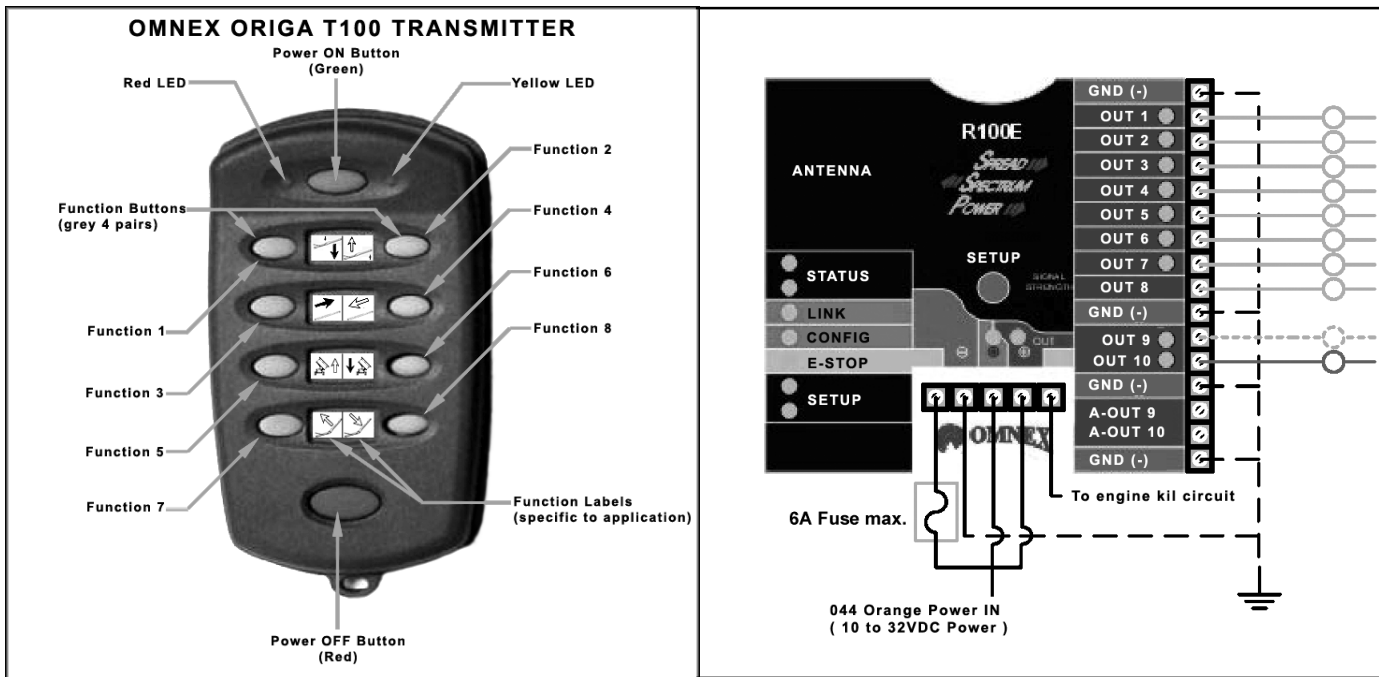
**5700511
HARN/LIGHT\1150**

ELECTRICAL PARTS LIST

PART	PART DESCRIPTION
4000229	VALVE\HYD\SOL\24V\WPACK
4300009	SNSR\MAG\W\HDW
4300034	CNTRL BOX\NEW STYLE\R/CB
4300054	VALVE\S0LENOID\24V\JEMM
4300068	HARN\GOV\ELEC\HD8-V
5700002	BATT\12VDC\1300CCA\8D11
5700007	5/8 CUSHION CLAMP #2511
5700011	TERM\7POLE\TRLR\CONN
5700016	BATTERY DISCONNECT SWIT
5700034	ENCL\JCT\7POLE\TRLR\HARN
5700200	LAMP\CL\12VDC\2-1/2RD\>
5700201	LAMP\TAIL\4-1/2\COMP\RE
5700202	LAMP\GRMMT\2-1/2\KIT\>
5700203	LAMP\CL\12VDC\2-1/2RD\A
5700230	BOX\CNTRL\SAFETY SHUTDO
5700233	SWITCH\LIMIT\802T-ATP
5700234	LEVER\LIMIT\SWITCH\802T
5700252	SWITCH\ELEC\MAGNT\TAT\24
5700256	ALARM\ELEC\BACK-UP\
5700289	ENCL\BRKR\CRCT\7-POLE
5700290	TERM\BAR\BUS\8-POLE
5700291	BRKR\CRCT\10A\AUTO\TYPE
5700317	LAMP\HALOGEN\4X6\24V
5700324	SWITCH\RCKR\ACTR\BLK
5700325	SWITCH\RCKR\ACTR\BLK\RE
5700326	SWITCH\RCKR\ACTR\BLK\>
5700328	SWITCH\RCKR\MNT\PNL\SINGLE
5700329	SWITCH\RCKR\PLUG
5700333	SWITCH\RCKR\MNT\PNL\END
5700340	ACTTR\TOOL\REMOVAL\4438
5700360	BTRY\POST\PROTECTOR\RE
5700361	BTRY\POST\PROTECTOR\BL
5700364	HARN\SUPPLY\POWER\106"
5700403	SWITCH\BUTTON\PUSH
5700430	SWITCH\RCKR\DPST\24V\1LT
5700431	SWITCH\RCKR\DPDT\24V\2LT
5700432	SWITCH\RCKR\DPDT\24V\UNLT
5700444	RADIO\REMOTE\OMNEX\900MHZ
5700476	BOOT\DUST\TATTLTAL\MUR
5700480	RELAY\SPDT\24V\20A\5TD
5700491	TERM\CONN\16-12GA\1/4PU
5700495	BRKR\CRCT\15A\AUTO\TYPE
5700503	HARN\MAIN\1150
5700504	RELAY\POWR\24V\SPST\W/D
5700506	GAUGE\HOUR\RESET
5700509	HARN\RADIO\OMNX\8OUTPUT
5700510	BOOT\DUST\PUSHBUTTON
5700511	HARN\LIGHT\1150
5700523	DIODE\3AMP
5700524	SWITCH\THRMOSTTC\115DEG
5700530	LAMP\PNL\CNTRL\24V
5700534	SWITCH\MAINT\PB\YEL\MUS
5700536	BULB\12V\WEDGE
5700537	MTR\ELEC\24V\03HP
5700549	RADIO\REMOTE\ANTNA\900MHZ
5700647	HARN\SUPPLY\POWER\226"
7500669	GAUGE\FUEL\SENDING\UNIT
7500706	GAUGE\FUEL\24V\HD12\>
7500787	GRMT\RBBR\7/8X5/8X1/16T
7500755	CUSH\RBBR\1-OD\1/4-20X3/4
7500814	TAPE\VELCRO\HOOK
7500815	TAPE\VELCRO\LOOP

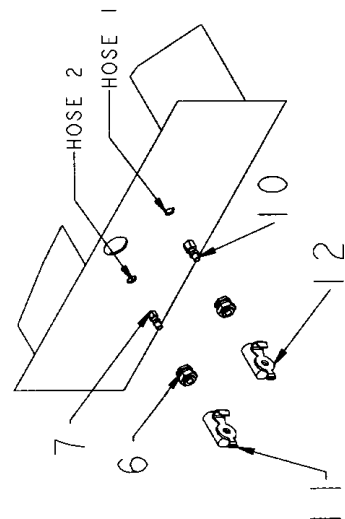
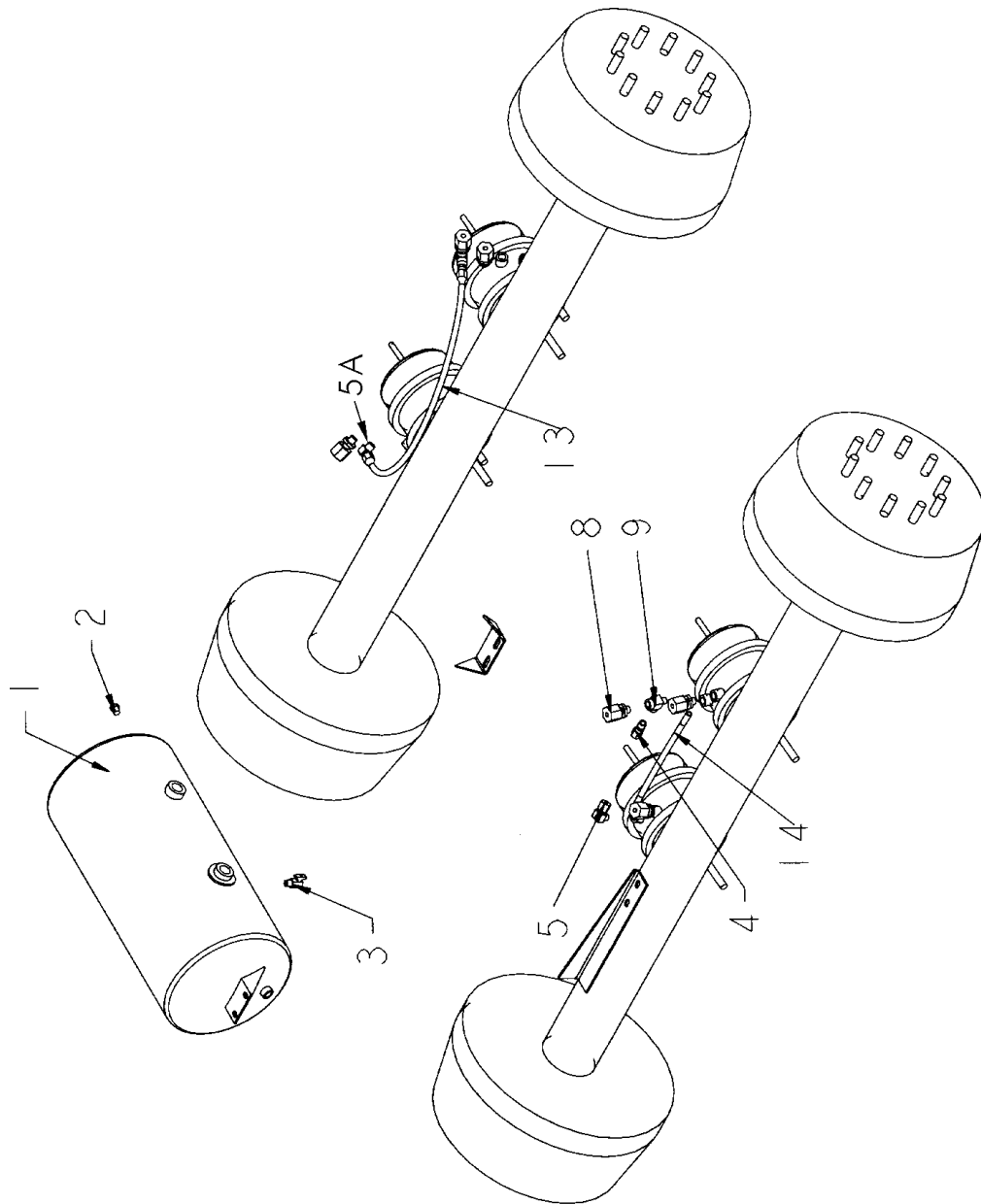
OMNEX RADIO REMOTE CONTROL

PART	PART DESCRIPTION
5700444	RADIO\REMOTE\OMNEX\900MHZ\package
5700549	RADIO\REMOTE\ANTENNA
5700620	RADIO\REMOTE\OMNEX\900TX replacement transmitter
5700553	RADIO\REMOTE\OMNEX\915MHZ package
5700549	RADIO\REMOTE\ANTENNA
5700554	RADIO\REMOTE\OMNEX\2.4GHZ\package
5700549	RADIO\REMOTE\ANTENNA



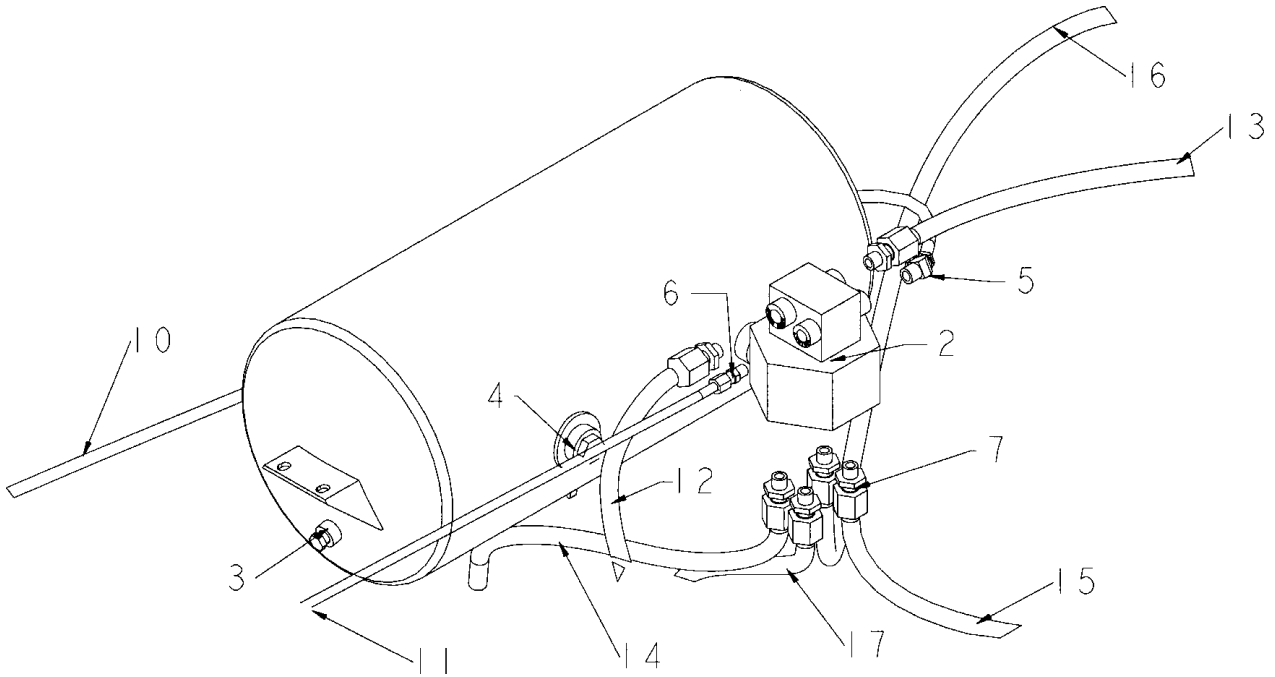


UNIVERSAL AIR BRAKE PARTS

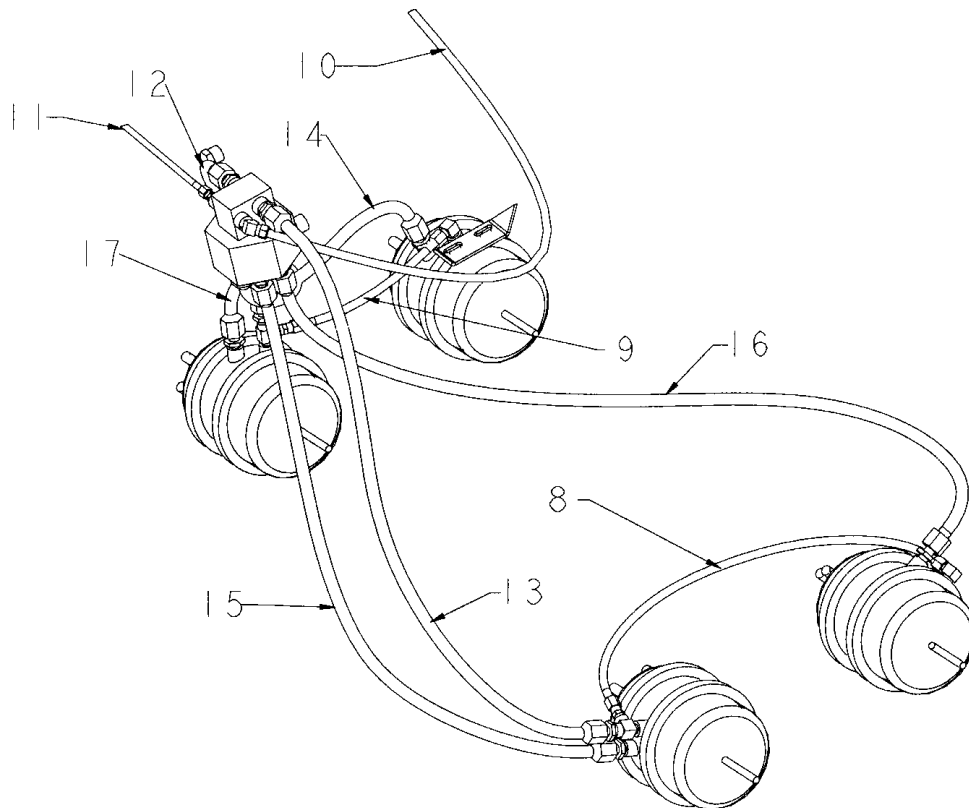


UNIVERSAL AIR BRAKE PARTS

ITEM	PART	QTY.	PART DESCRIPTION
1	2500957	1	TANK\AIR\2880\2BUNG\1SIDE
2	3800173	1	FTG\3/8MP\PLUG\HEX
3	3800518	1	FTG\AIR\1/4MP\DRAIN\BRS
4	3800520	2	FTG\AIR\1/2COMPX3/8MP\ADPT\BRS\LW
5	3800554	2	FTG\AIR\1/2COMPX3/8MP\90
5A	3800776		FTG\AIR\1/2COMPX3/8MP\45
6	3800640	2	FTG\AIR\3/8FP\BLKHD\BUSH
7	3800782	1	FTG\AIR\3/8COMPX1/4MP\ADPT\BRS\LW
8	3800785	6	FTG\AIR\3/8COMPRUBX3/8MP\ADPT\LW
9	3800786	2	FTG\BRS\3/8MPX3/8FPX3/8FP
10	3800787	1	FTG\AIR\1/2COMPX1/4MP\ADPT\BRS\LW
11	7500461	1	GLAD HAND SERVICE
12	7500462	1	GLAD HAND EMERGENCY
13	AIR3_3010	1	LEFT-RIGHT REAR EMERGENCY CHAMBER
14	AIR4_3010	1	LEFT-RIGHT FRONT EMERGENCY CHAMBER



TANK

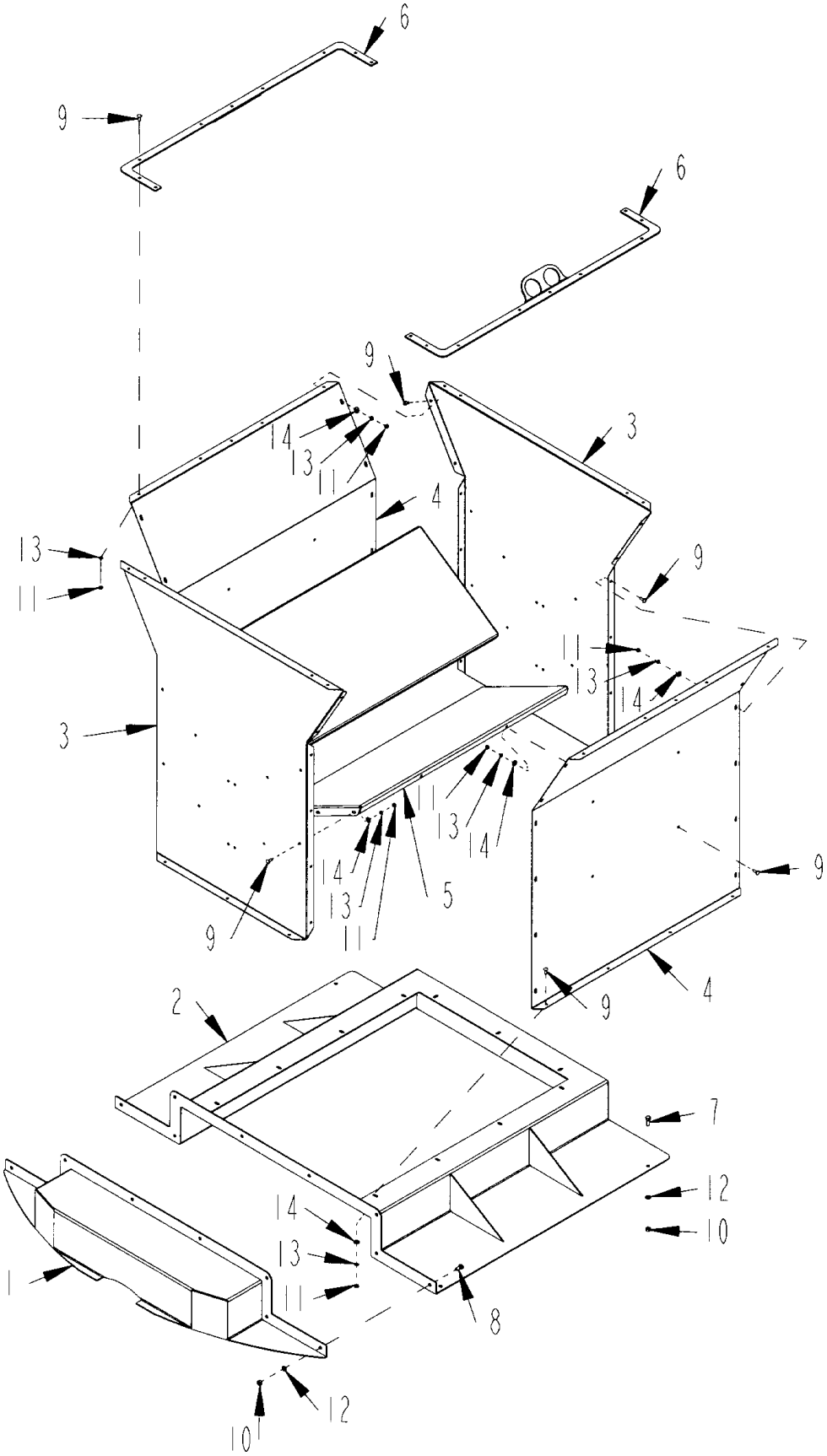


VALVE AND CHAMBERS

UNITED STATES AIR BRAKES

ITEM	PART	QTY.	PART DESCRIPTION
1	3010_BRAKES_US_VERSION	1	3010_BRAKES_US_VERSION
2	2500956	1	VLV\BRK\FULL FUNC\NON ABS
3	3800173	2	FTG\3/8MP\PLUG\HEX
4	3800441	1	FTG\3/4MP\PLUG\HEX
5	3800776	1	FTG\AIR\1/2COMPX3/8MP\45D
6	3800782	2	FTG\AIR\3/8COMPX1/4MP\ADPT\BRS\LW
7	3800785	12	FTG\AIR\3/8COMPRUBX3/8MP\ADPT\LW
8	AIR_3_3010_1155	1	LEFT-RIGHT REAR EMERGENCY CHAMBER
9	AIR_4_3010_1155	1	LEFT-RIGHT FRONT EMERGENCY CHAMBER
10	AIR_1_3010_1155	1	EMERGENCY_SUPPLY
11	AIR_2_3010_1155	1	SERVICE
12	AIR_5_3010_1155	1	SUPPLY TO FRONT EMERGENCY CHAMBERS
13	AIR_6_3010_1155	1	SUPPLY TO REAR EMERGENCY CHAMBERS
14	AIR_7_3010_1155	1	DELIVERY TO FRONT LEFT SERVICE CHAMBER
15	AIR_8_3010_1155	1	DELIVERY TO FRONT RIGHT SERVICE CHAMBER
16	AIR_9_3010_1155	1	DELIVERY TO REAR LEFT SERVICE CHAMBER
17	AIR_10_3010_1155	1	DELIVERY TO REAR RIGHT SERVICE CHAMBER

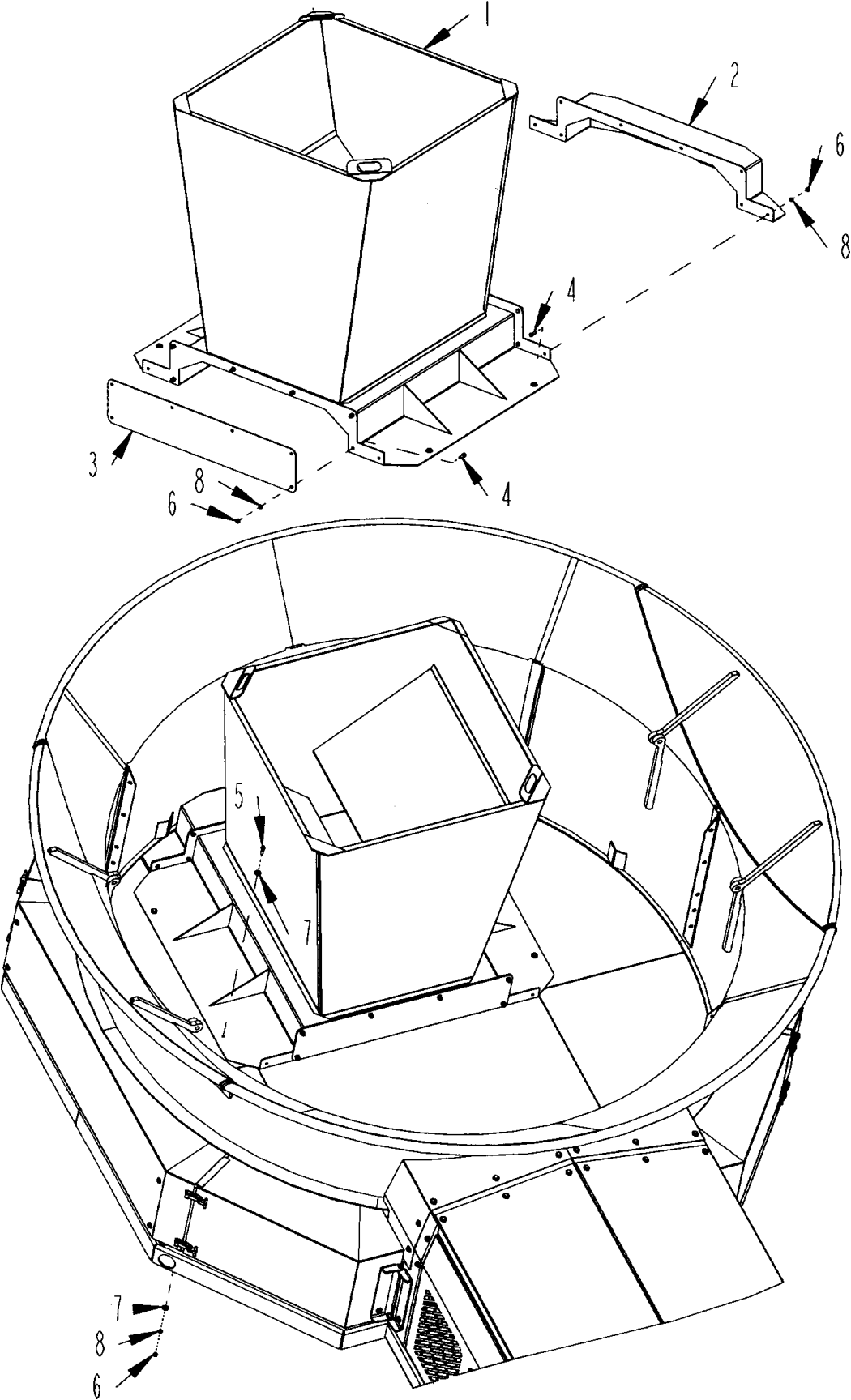
GRAIN HOPPER ASSEMBLY (OPTIONAL)



GRAIN HOPPER ASSEMBLY (OPTIONAL)

ITEM	PART	QTY.	PART DESCRIPTION
1	4501743	1	HPPR\GRAIN\FRNT
2	4501744	1	HPPR\GRAIN\BASE
3	4501745	2	SH\HPPR\GRAIN\SIDE
4	4501746	2	SH\HPPR\GRAIN
5	4501747	2	HPPR\GRAIN\BFFL
6	4501748	2	HPPR\GRAIN\LIFT\EYE
7	4800003	4	BOLT\HEX\3/8X1
8	4800164	8	BOLT\HEX\3/8X3/4
9	4800291	72	BOLT\CRG\1/4X3/4\NC
10	4900002	12	NUT\HEX\3/8\NC
11	4900009	72	NUT\HEX\1/4\NC
12	5000019	12	WASH\LOCK\3/8
13	5000024	72	WASH\LOCK\1/4
14	5000035	54	WASH\FLAT\1/4

GRAIN HOPPER ASSEMBLY (OPTIONAL)



GRAIN HOPPER ASSEMBLY (OPTIONAL)

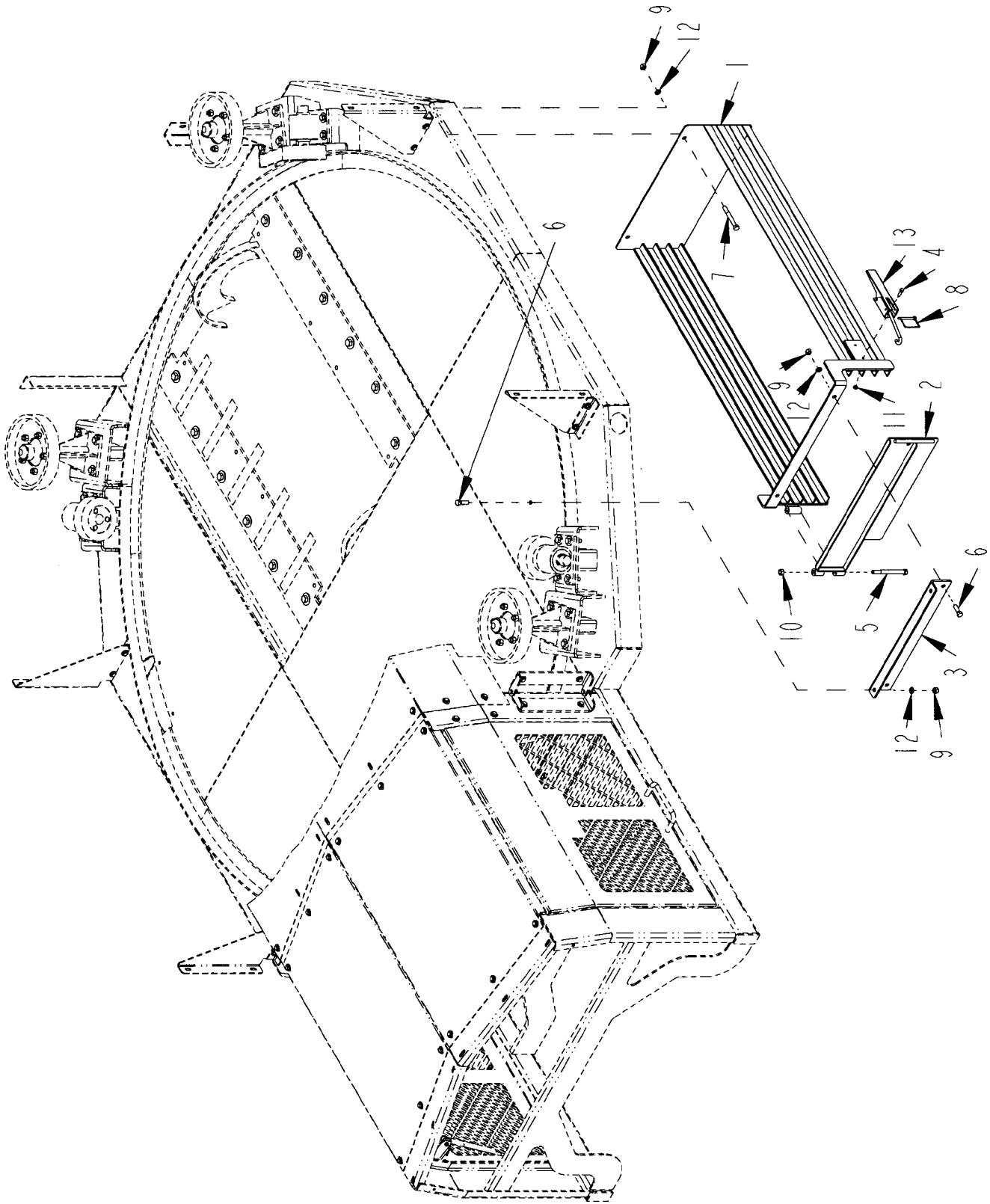
ITEM	PART	QTY.	PART DESCRIPTION
	4501347		HPPR\GRAIN\ASSY\COMPLETE
1	4501335	1	HPPR\GRAIN
2	4501340	1	CVR\RTR\HPPR\GRAIN
3	4501341	1	CVR\END\HPPR\GRAIN
4	4800003	14	BOLT\HEX\3/8X1
5	4800034	4	BOLT\HEX\3/8X1-1/2
6	4900002	18	NUT\HEX\3/8\NC
7	5000001	8	WASH\FLAT\3/8
8	5000019	18	WASH\LOCK\3/8

Grain Hopper Option Installation:

1. Orient tub to the transport position.
2. Bolt front(Item 3) and rear(Item 2) covers to grain hopper with hardware.
Check to see that hopper baffle orientation is correct.
3. Place rounded end of hopper tight against the tub seal ring.
4. Check to see the hopper is centered side to side over rotor.
5. Drill four 7/16" holes through tub floor using hopper as guide.
6. Secure hopper to the floor with provided 3/8" hardware.

IMPORTANT! DO NOT ROTATE TUB WITH HOPPER INSTALLED

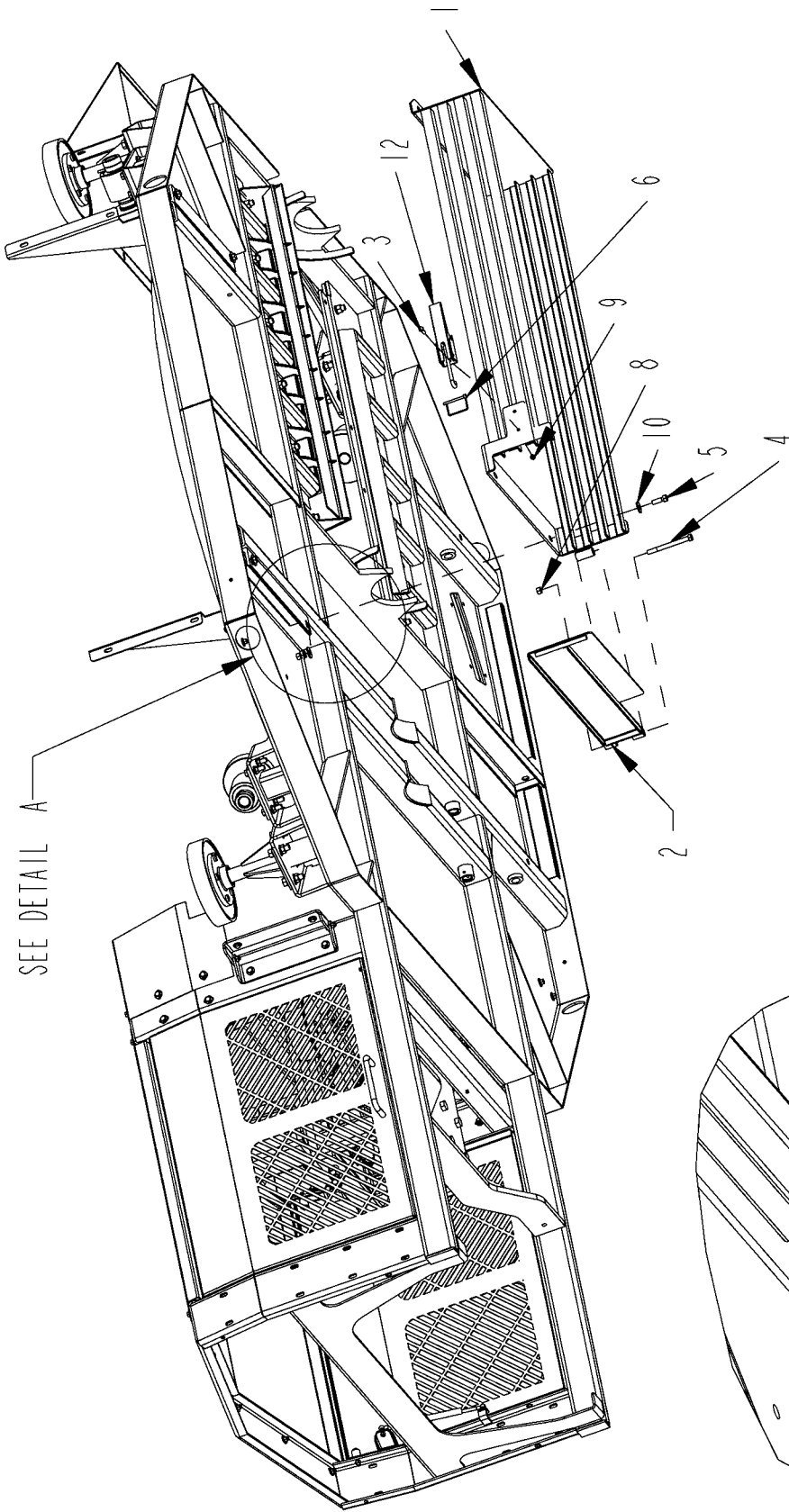
SCREEN RACK (OPTIONAL) S.N. UP TO 0166



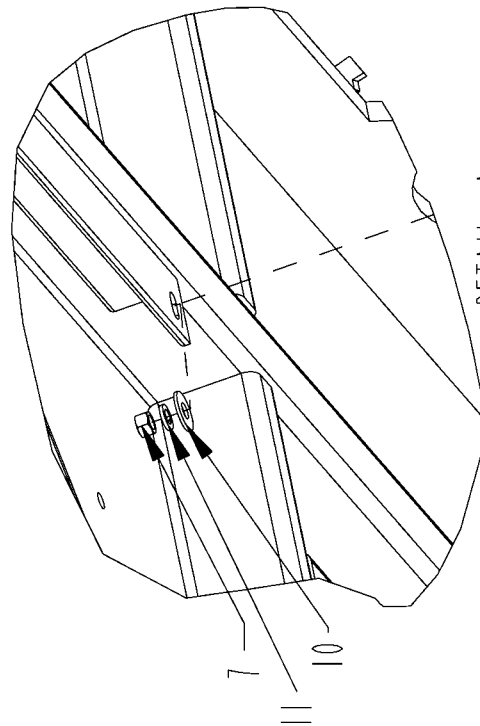
SCREEN RACK (OPTIONAL) S.N. UP TO 0166

ITEM	PART	QTY.	PART DESCRIPTION
1	4501298	1	BRKT\SCRN
2	4501351	1	DOOR\RACK\SCRN\MLTPL
3	4501737	1	BRKT\MNT\RACK\SCRN
4	4800013	2	BOLT\HEX\5/16X1
5	4800077	1	BOLT\HEX\1/2X5-1/2
6	4800082	4	BOLT\HEX\1/2X1-1/2
7	4800188	2	BOLT\HEX\1/2X4
8	4800911	1	PIN\LYNCH\1/4X2-1/2\
9	4900001	6	NUT\HEX\1/2\NC
10	4900014	1	NUT\TPLCK\1/2\NC
11	4900142	2	NUT\TPLCK\5/16\NC
12	5000006	6	WASH\LOCK\1/2
13	7501045	1	LATCH\ADJ\OTC\4" GRIP

SCREEN RACK (OPTIONAL) S.N. 0167 AND UP



SEE DETAIL A

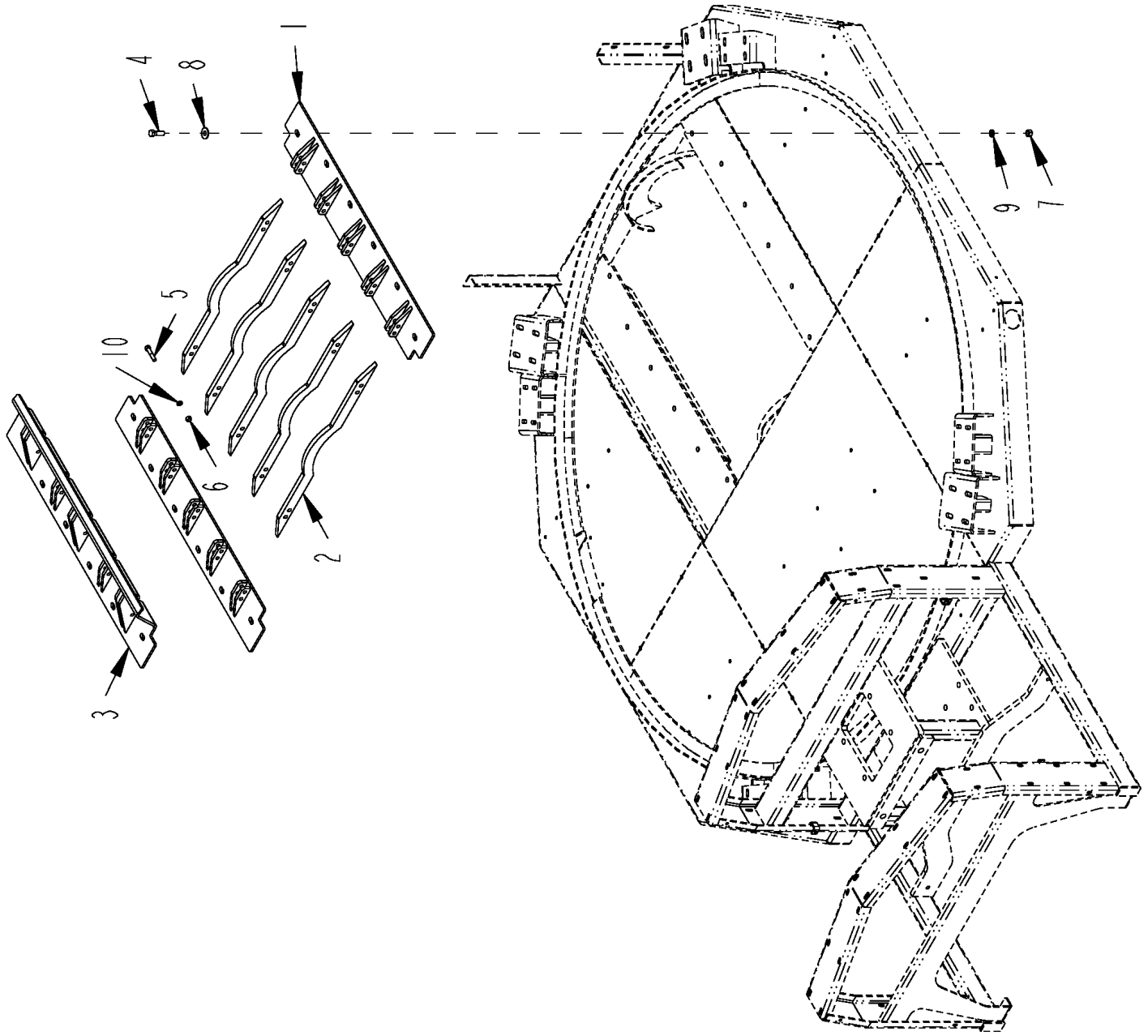


DETAIL A
SCALE 5/32

SCREEN RACK (OPTIONAL) S.N. 0167 AND UP

ITEM	PART	QTY.	PART DESCRIPTION
1	4502081	1	BRKT\SCRN
2	4502082	1	DOOR\RACK\SCRN
3	4800013	2	BOLT\HEX\5/16X1
4	4800145	1	BOLT\HEX\1/2X6
5	4800082	4	BOLT\HEX\1/2X1-1/2
6	4800911	1	PIN\LYNCH\1/4X2-1/2\
7	4900001	4	NUT\HEX\1/2\NC
8	4900014	1	NUT\TPLCK\1/2\NC
9	4900142	2	NUT\TPLCK\5/16\NC
10	5000004	8	WASH\FLAT\1/2
11	5000006	4	WASH\LOCK\1/2
12	7501045	1	LATCH\ADJ\OTC\4" GRIP

MILL GRATE AND GEYSER PLATE ASSEMBLY (OPTIONAL)



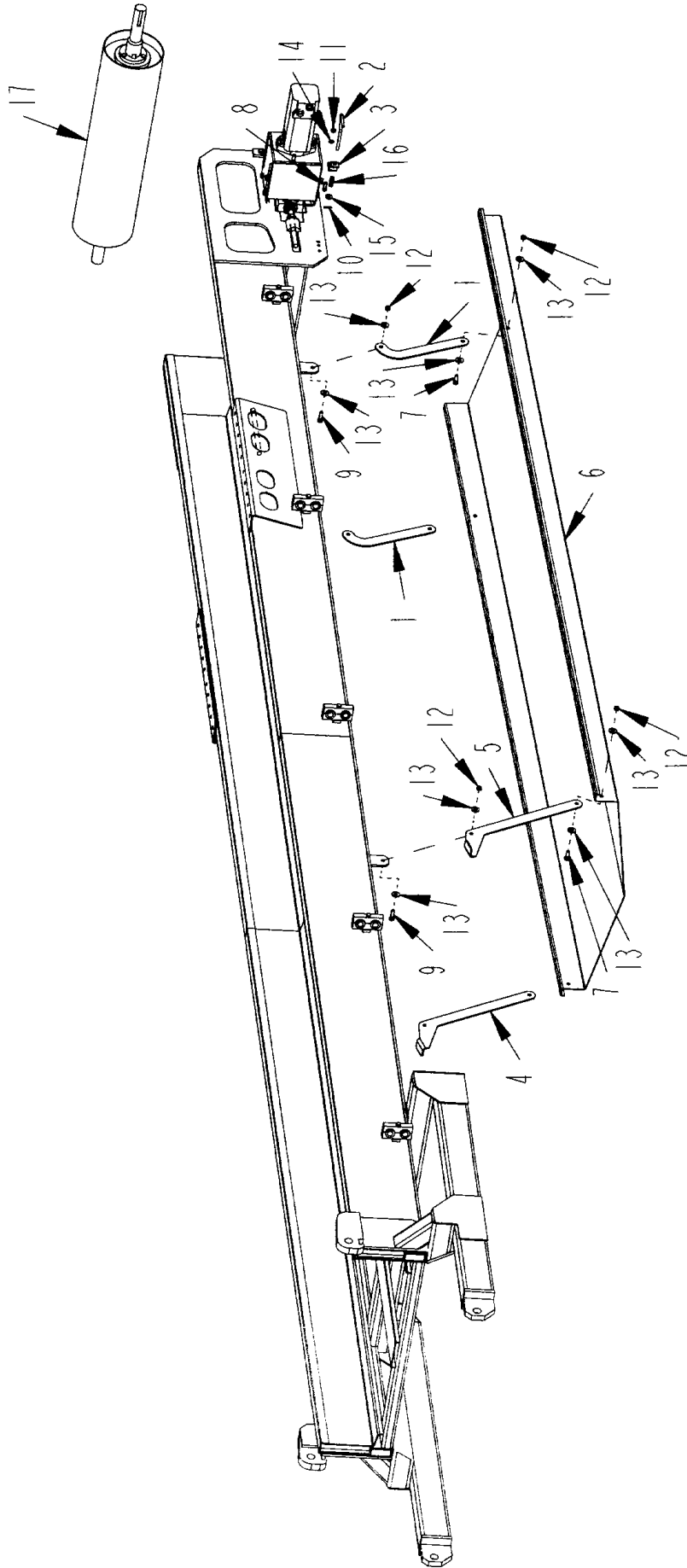
MILL GRATE AND GEYSER PLATE ASSEMBLY (OPTIONAL)

ITEM	PART	QTY.	PART DESCRIPTION
1	4501844	2	PL\SIDE\GRATE\MILL
2	4501845	5	BAR\GRATE\MILL
3	4501847	1	PL\GEYSER
4	4800010	12	BOLT\HEX\5/8X2
5	4800070	20	BOLT\HEX\1/2X2-1/2
6	4900001	20	NUT\HEX\1/2\NC
7	4900005	12	NUT\HEX\5/8\NC
8	5000002	12	WASH\FLAT\5/8
9	5000003	12	WASH\LOCK\5/8
10	5000006	20	WASH\LOCK\1/2

4501843

GRATE\MILL\BOLTED\ASSY(Includes items 1, 2, 5, 6, 10)

MAGNETIC ROLLER ASSEMBLY (OPTIONAL)



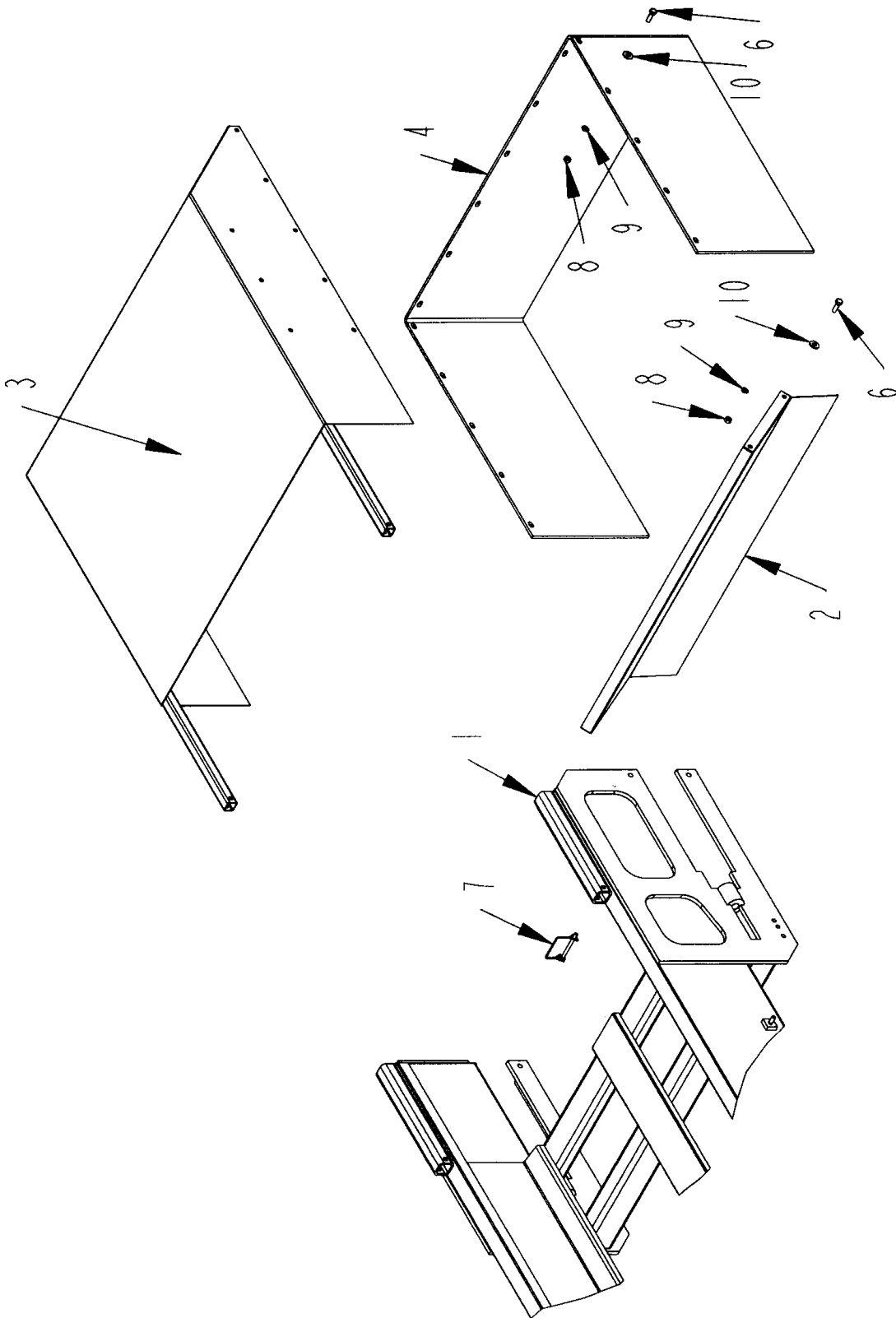
MAGNETIC ROLLER ASSEMBLY (OPTIONAL)

ITEM	PART	QTY.	PART DESCRIPTION
1	4702852	2	BRKT\MTG\FR\CHUTE\RLLR\MAGNETIC
2	4702871	2	PIN\HANDLE\MAG\CHUTE
3	4702876	2	BRKT\PIN\CHUTE\MAG
4	4703475	1	BRKT\MNT\FR\CHUTE\RLLR\MAG
5	4703476	1	BRKT\MNT\FR\CHUTE\RLLR\MAG
6	4704072	1	CHUTE\DISCH\10'\RLLR\MAGNETIC
7	4800003	4	BOLT\HEX\3/8X1
8	4800013	4	BOLT\HEX\5/16X1
9	4800098	4	BOLT\HEX\3/8X1-1/4\NC
10	4800110	2	PIN\COT\1/8X3/4
11	4900003	4	NUT\HEX\5/16\NC
12	4900023	8	NUT\TPLCK\3/8\NC
13	5000001	16	WASH\FLAT\3/8
14	5000022	4	WASH\LOCK\5/16
15	5000023	2	WASH\FLAT\5/16
16	6100064	2	SCRAPERSPRING
17	7501086	1	RLLR\MAG\8X30

4704709

RLLR\MAG\KIT\8X30\10'

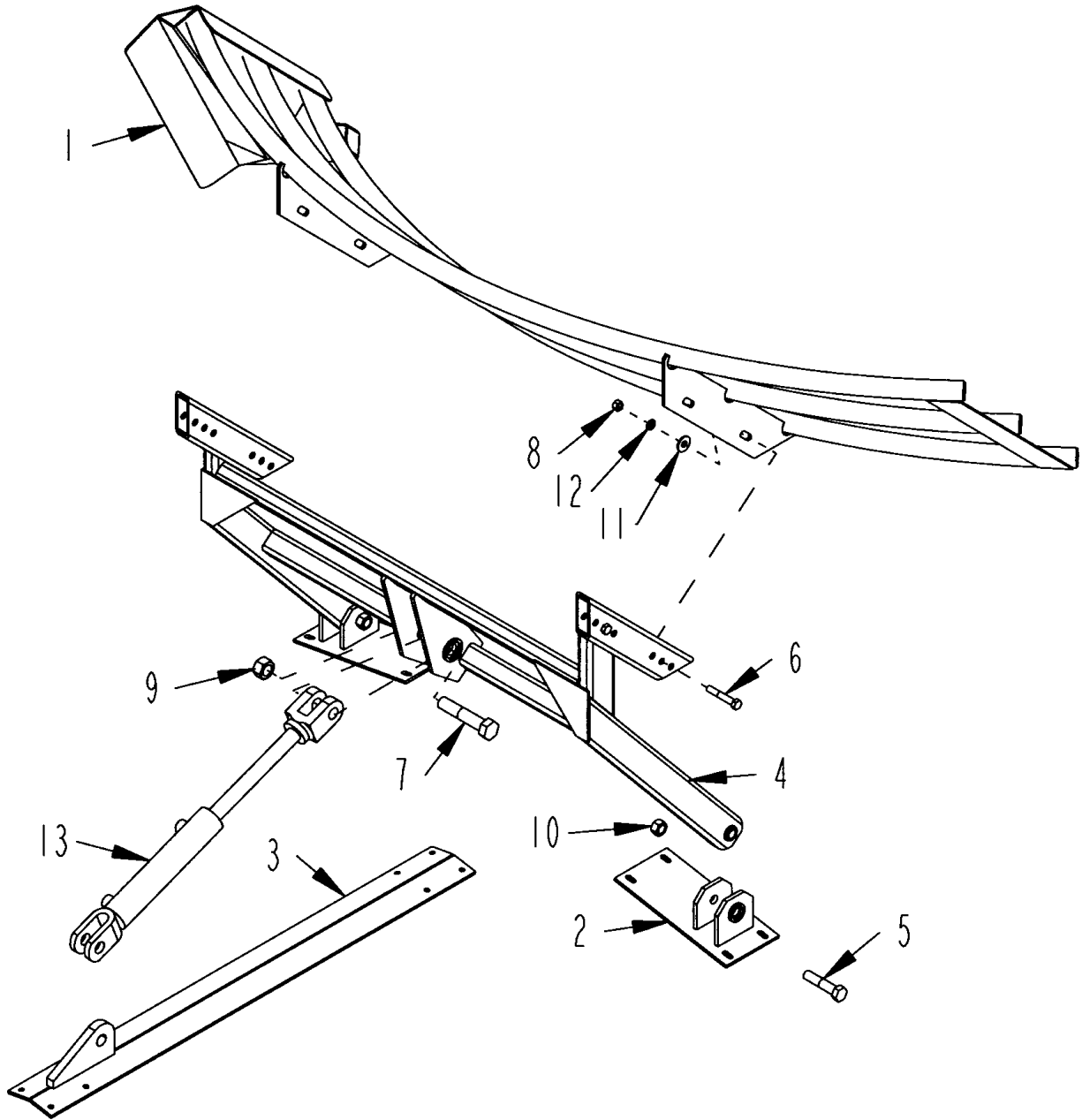
MATERIAL GUIDE ASSEMBLY (OPTIONAL)



MATERIAL GUIDE ASSEMBLY (OPTIONAL)

ITEM	PART	QTY.	PART DESCRIPTION
1	4500933	2	MNT\GUIDE\MTL\CNVYR\UPPER\END
2	4501342	1	DEFL\GUIDE\MATL\CNVYR\UPPR\30" CNVYR S/N 0127 AND UP
	4501616		DEFL\GUIDE\MATL\CNVYR\UPPR\24" CNVYR S/N 0101-0126
3	4501343	1	GUIDE\MATL\CNVYR\DISCH\UPPR\30" CNVYR S/N 0127 AND UP
	4501617		GUIDE\MATL\CNVYR\DISCH\UPPR\24" CNVYR S/N 0101-0126
4	4501344	1	BELT\GUIDE\MATL\CNVYR\UPPR\30" CNVYR S/N 0127 AND UP
	4501618		BELT\GUIDE\MATL\CNVYR\UPPR\24" CNVYR S/N 0101-0126
5	4501345	1	GUIDE\MATL\CNVYR\UPPR\ASSY
6	4800013	18	BOLT\HEX\5/16X1
7	4800559	2	PIN\LYNCH\5/16X2-1/2\W\SQ;WIRE;KEEPER
8	4900003	18	NUT\HEX\5/16\NC
9	5000022	18	WASH\LOCK\5/16
10	5000023	16	WASH\FLAT\5/16
	4501346		GUIDE\DISCH\CNVYR\KIT\30" CNVYR S/N 0127 AND UP
	4501609		GUIDE\DISCH\CNVYR\KIT\24" CNVYR S/N 0101-0126

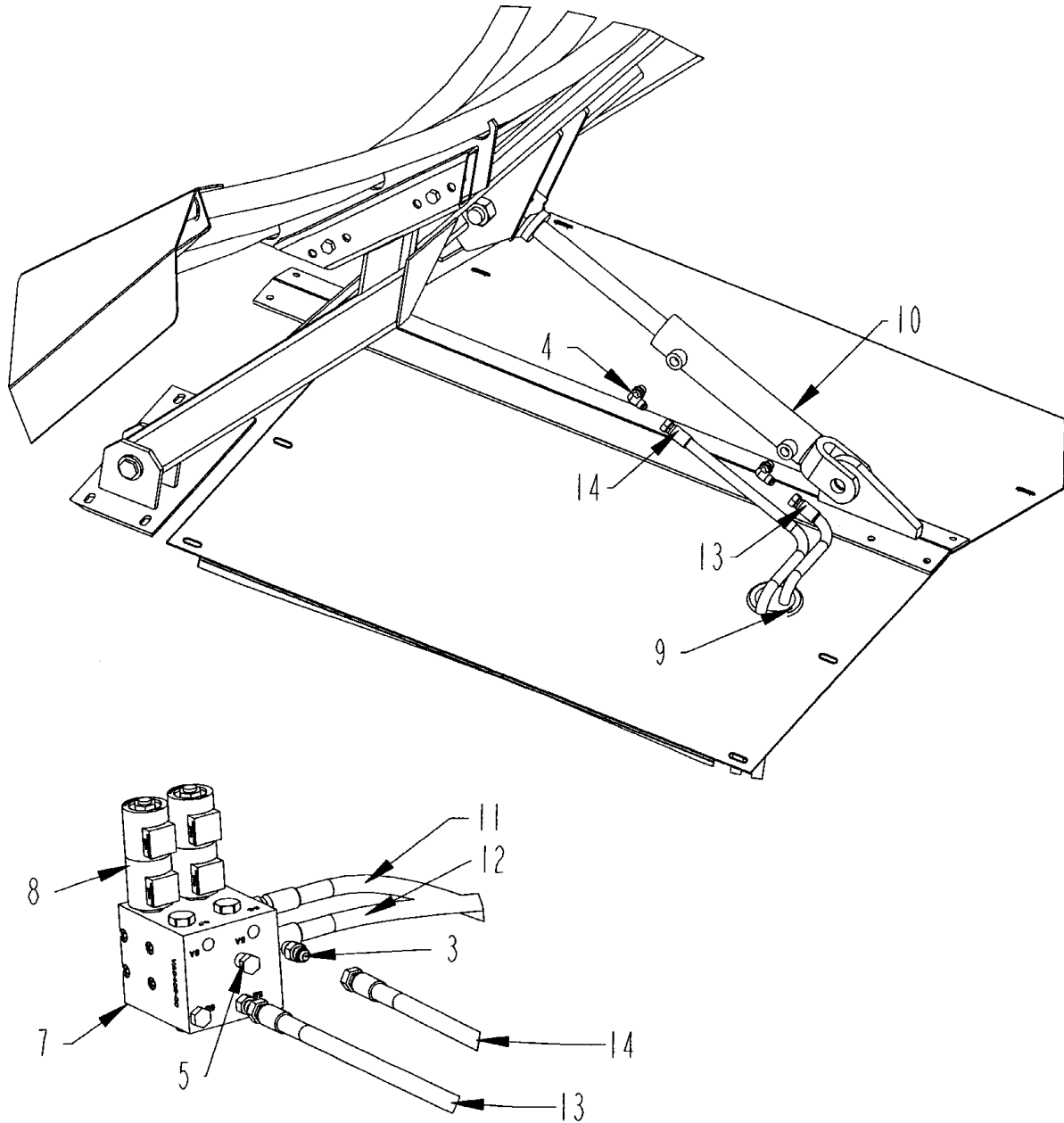
HAY GUIDE PARTS (OPTIONAL)



HAY GUIDE PARTS (OPTIONAL)

ITEM	PART	QTY.	PART DESCRIPTION
1	4501538	1	FRM\GUIDE\HAY
2	4501539	2	BRKT\HINGE\GUIDE\HAY
3	4501544	1	BRKT\CYL\GUIDE\HAY
4	4501545	1	FRM\GUIDE\HAYWELD
5	4800011	2	BOLT\HEX\3/4X3-1/2
6	4800068	4	BOLT\HEX\1/2X3
7	4800546	1	BOLT\HEX\1X5\NC
8	4900001	4	NUT\HEX\1/2\NC
9	4900127	1	NUT\TPLCK\1\NC
10	4900139	2	NUT\TPLCK\3/4\GR8\NC
11	5000004	4	WASH\FLAT\1/2
12	5000006	4	WASH\LOCK\1/2
13	4100210	1	CYL\HYD\2X8\1-1/4RDWELDED

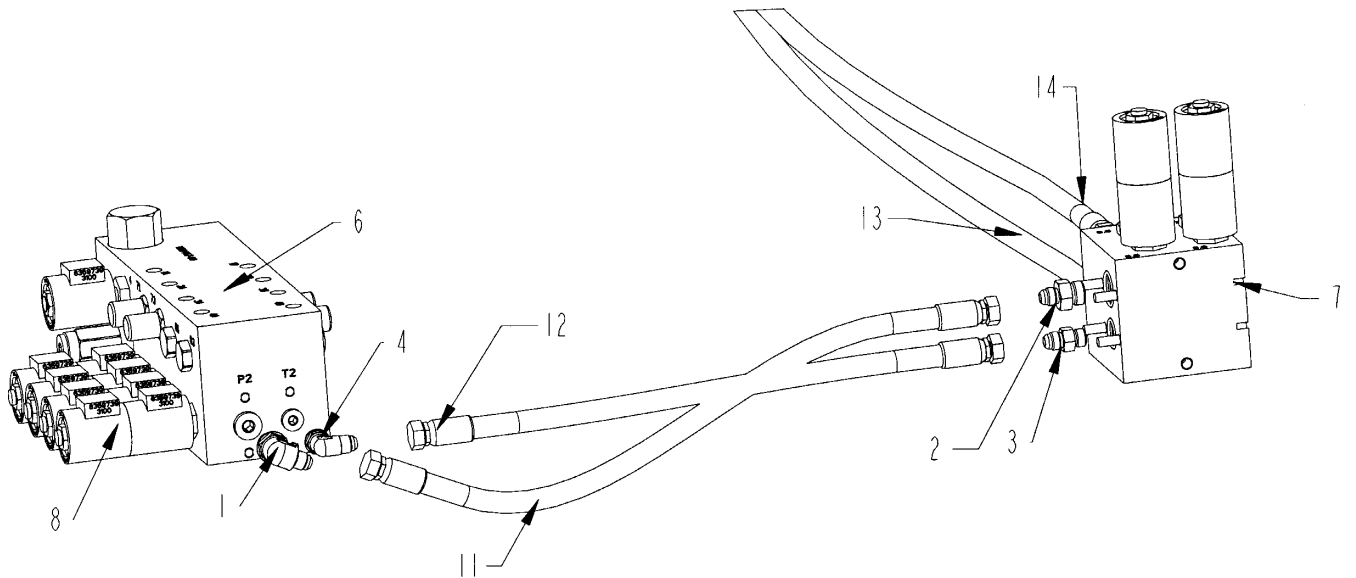
HAY GUIDE HYDRAULIC CYLINDER (OPTIONAL)



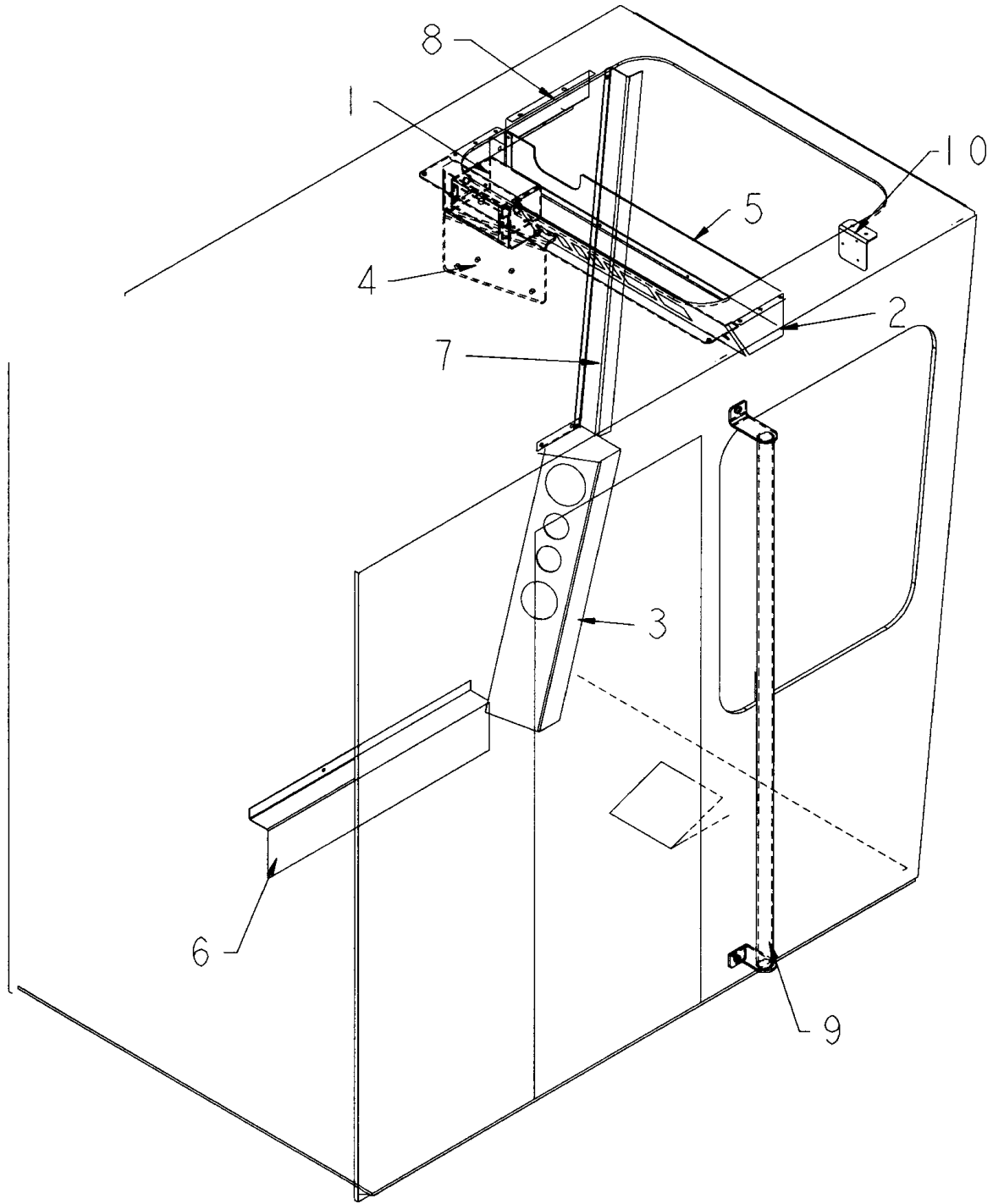
ITEM	PART	QTY.	PART DESCRIPTION
1	3800453	1	FTG\3/4MORX9/16MJIC\90
2	3800530	1	FTG\3/4MORX9/16MJIC\ST
3	3800631	3	FTG\9/16MORX9/16MJIC\ST
4	3800757	3	FTG\9/16MORX9/16MJIC\90
5	3800779	2	FTG\9/16MOR\PLUG\HEXHEAD
6	4000210	1	VLV\HYD\AUX\BLK\MFLD
7	4000211	1	VLV\HYD\AUX\BLK\MFLD\TOC
8	4000229	9	VALVE\HYD\SOL\24V\635W/DIWPEND
9	7501070	1	GRMMT\RBBR\3-1/8X2-1/2IDX1/2T
10	4100210	1	CYL\HYD\2X8\1-1/4RD\WELDED
11	0	1	HOSE_61_1150_HAYGUIDE
12	0	1	HOSE_62_1150_HAYGUIDE
13	0	1	HOSE_63_1150_HAYGUIDE
14	0	1	HOSE_64_1150_HAYGUIDE

HAY GUIDE HYDRAULIC VALVE BLOCK (OPTIONAL)

ITEM	PART	QTY.	PART DESCRIPTION
1	3800453	1	FTG\3/4MORX9/16MJIC\90
2	3800530	1	FTG\3/4MORX9/16MJIC\ST
3	3800631	3	FTG\9/16MORX9/16MJIC\ST
4	3800757	3	FTG\9/16MORX9/16MJIC\90
5	3800779	2	FTG\9/16MOR\PLUG\HEXHEAD
6	4000210	1	VLV\HYD\AUX\BLK\MFLD
7	4000211	1	VLV\HYD\AUX\BLK\MFLD\TOC
8	4000229	9	VALVE\HYD\SOL\24V\635W/D\WPEND
9	7501070	1	GRMMT\RBBR\3-1/8X2-1/2IDX1/2T
10	4100210	1	CYL\HYD\2X8\1-1/4RD\WELDED
11	0	1	HOSE_61_1150_HAYGUIDE
12	0	1	HOSE_62_1150_HAYGUIDE
13	0	1	HOSE_63_1150_HAYGUIDE
14	0	1	HOSE_64_1150_HAYGUIDE



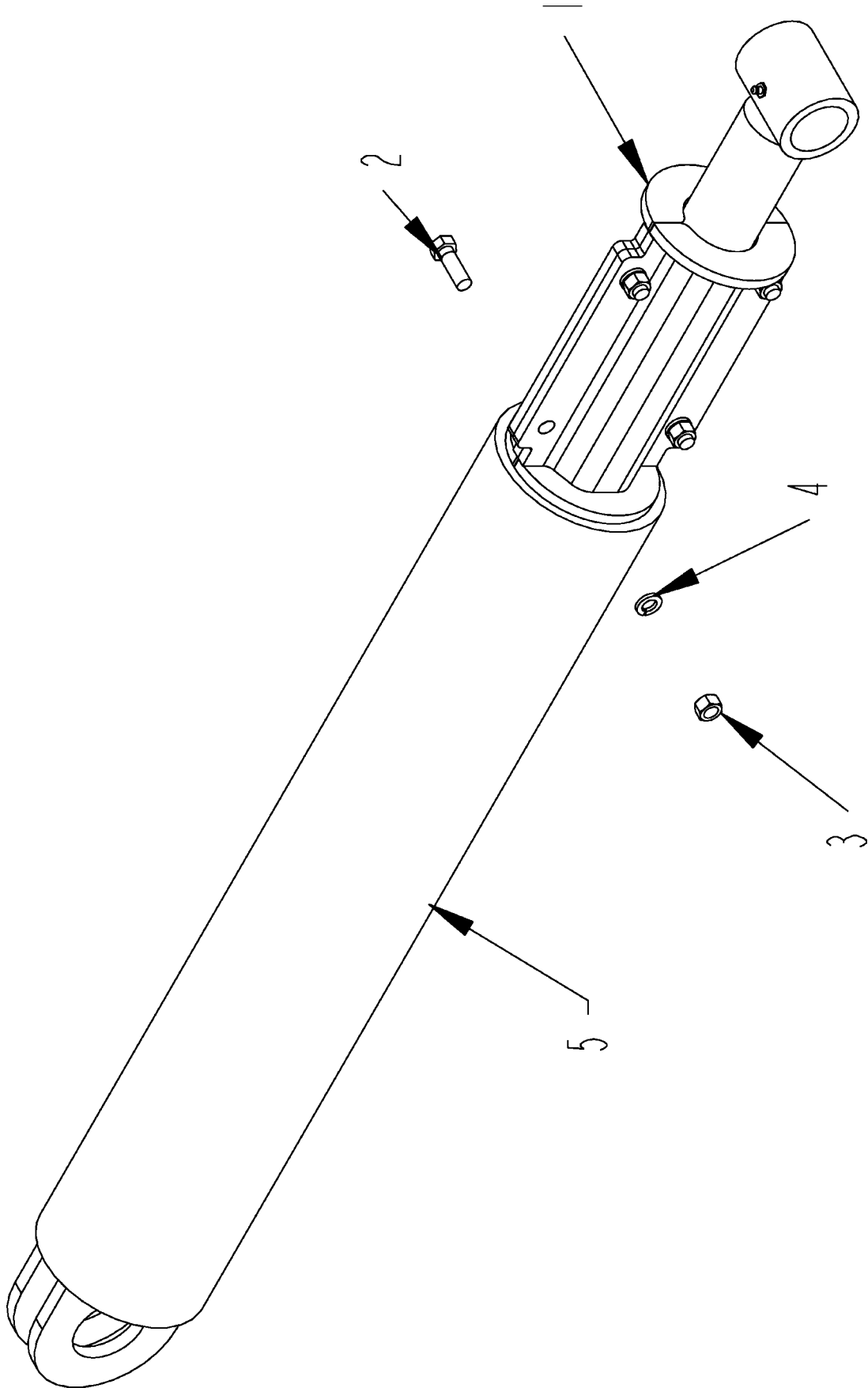
GRAPPLE LOADER CAB - LOADER OPTION



GRAPPLE LOADER CAB - LOADER OPTION

ITEM	PART	QTY.	PART DESCRIPTION
1	4501543	1	BRKT\GOV\1150
2	4501677	1	PNL\SWITCH\CAB\LDR\1150
3	4501678	1	BRKT\GAUGE\LDR\CAB\1150
4	4502013	1	BRKT\SCALE
5	4703346	1	PNL\BACK\CAB
6	4703348	1	SHLD\WIRE\CAB\4012
7	4703349	1	SHLD\WIRE\CAB\4012
8	4703350	1	SHLD\WIRE\CAB\4012
9	4704042	1	BRKT\RAIL\HAND\CAB
10	4704055	1	BRKT\FAN\LDR\HOOD
	7501205		BUMPER\DOCK\HOOD

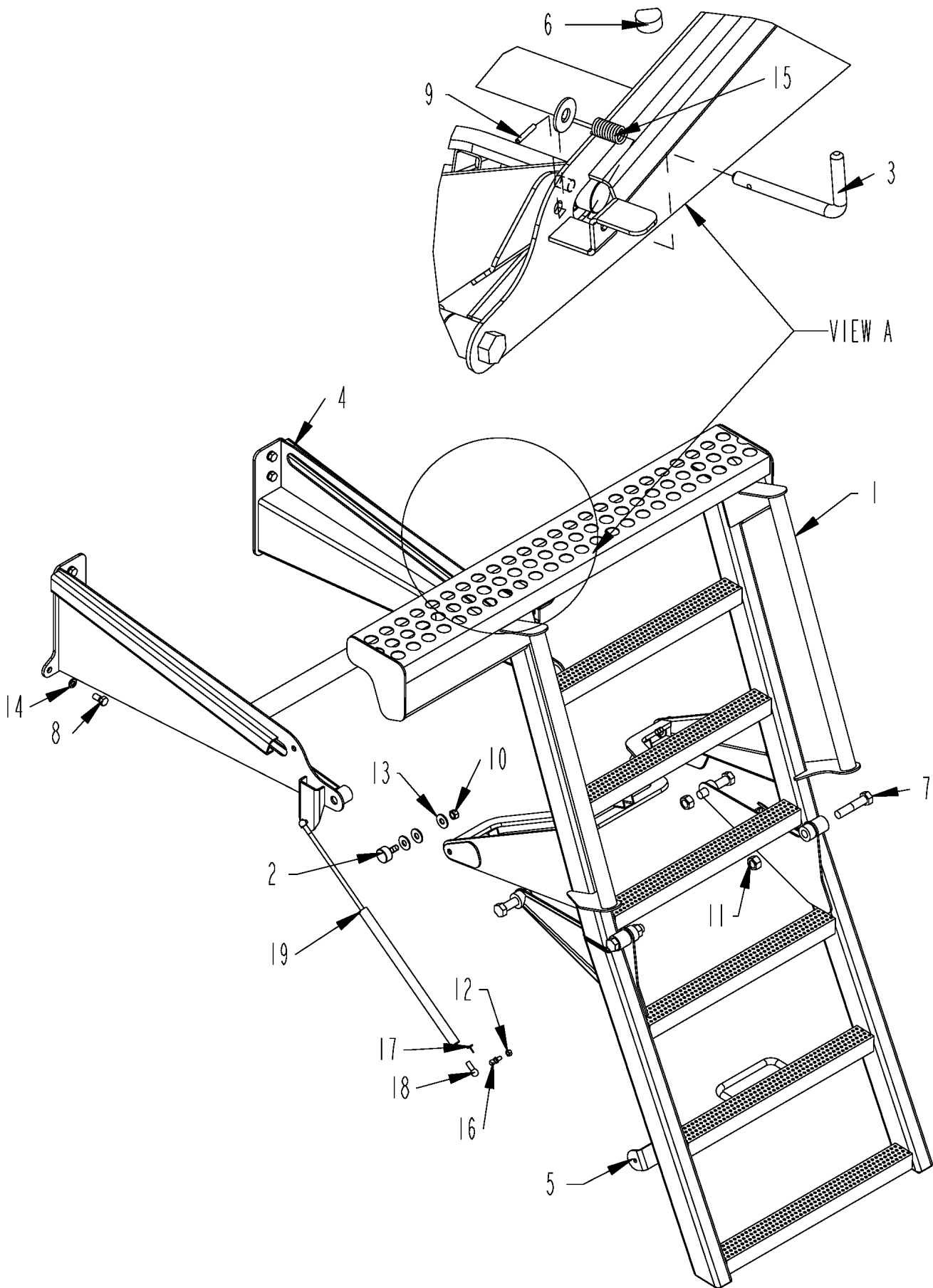
GRAPPLE STOP - LOADER OPTION



GRAPPLE STOP - LOADER OPTION

ITEM	PART	QTY.	PART DESCRIPTION
1	4501849	2	STOP\CYL\GRPPL\1150
2	4800082	4	BOLT\HEX\1/2X1-1/2
3	4900001	4	NUT\HEX\1/2\NC
4	5000006	4	WASH\LOCK\1/2
5		1	CYLINDERS SUPPLIED BY OTHERS

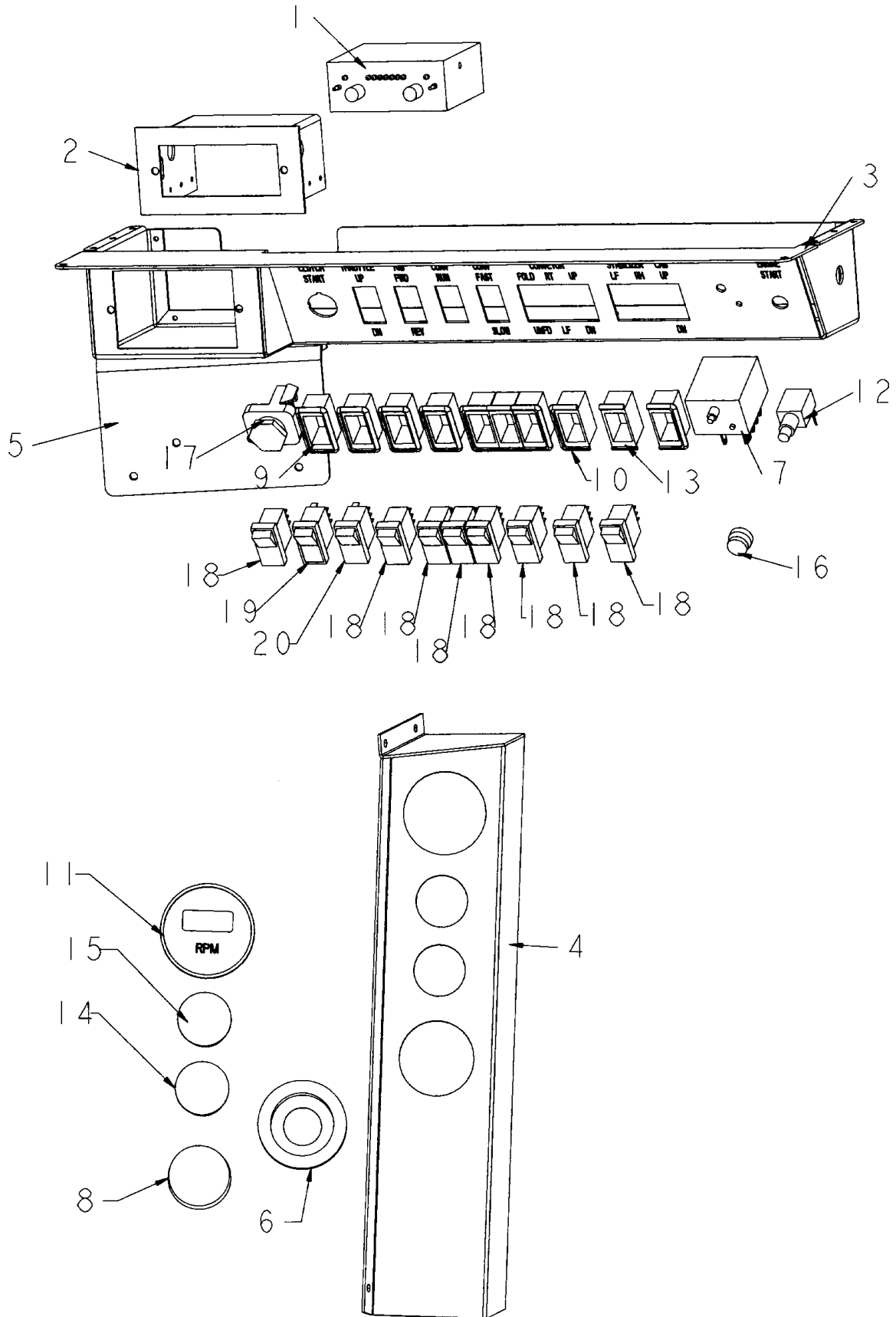
CAB LADDER ASSEMBLY - LOADER OPTION



CAB LADDER ASSEMBLY - LOADER OPTION

ITEM	PART	QTY.	PART DESCRIPTION
	4502024		LDDR\ASY\CAB\1150
1	4502015	1	LDDR\ASY\UPPR\CAB
2	4600228	2	RLLR\GUIDE\LDDR\CAB
3	4702534	1	PIN\LOCK\PNL\CNTRL
4	4703272	1	FRM\SUP\LDDR\CAB
5	4703274	1	LDDR\ASY\LWR\CAB
6	4703622	2	STPR\LDDR\SERVICE
7	4800011	4	BOLT\HEX\3/4X3-1/2
8	4800085	6	BOLT\HEX\1/2X1
9	4800456	1	PIN\RLLD\3/16X1-1/8
10	4900119	2	NUT\TPLCK\1/2\NF
11	4900139	4	NUT\TPLCK\3/4\GR8\NC
12	4900142	2	NUT\TPLCK\5/16\NC
13	5000004	7	WASH\FLAT\1/2
14	5000006	6	WASH\LOCK\1/2
15	6100050	1	SPG\COMP\.775OD\.08WD
16	7500345	2	BALL STUD
17	7500346	2	SAFETY CLIP
18	7500583	2	END FITTING\GAS SPRING
19	7500705	1	SPRNG\GAS\250LB\9416K224

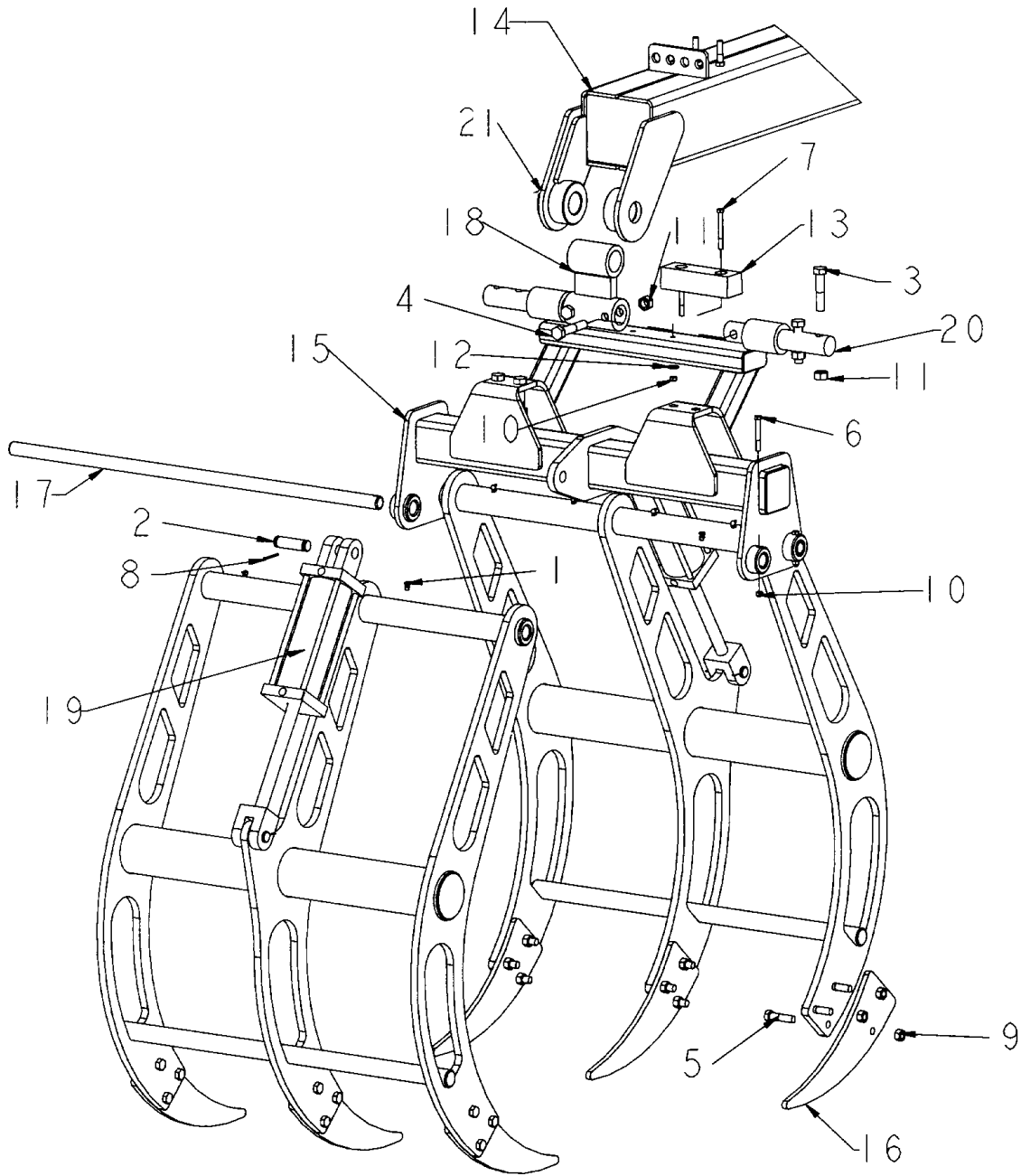
CAB SWITCHES AND GAUGES - LOADER OPTION



CAB SWITCHES AND GAUGES - LOADER OPTION

ITEM	PART	QTY.	PART DESCRIPTION
1	4300034	1	CONTROL BOX
2	4501543	1	BRKT\GOV\1150
3	4501677	1	PNL\SWITCH\CAB\LDR\1150
4	4501678	1	BRKT\GAUGE\LDR\CAB\1150
5	4502013	1	BRKT\SCALE
6	5700202	1	LAMP\GRMMT\2-1/2KIT\W\PLUG
7	5700252	1	SWITCH\ELEC\MAGNETIC\TAT\24V
8	5700285	1	LAMP\RED\2-1/2\24V
9	5700328	4	SWITCH\RCKR\MNT\PNL\SNGL
10	5700333	4	SWITCH\RCKR\MNT\PNL\MTPL
11	5700368	1	TACH\CAT
12	5700403	1	SWITCH\BUTTON\PUSH
13	5700448	2	SWITCH\RCKR\MNT\PNL\MDDL
14	5700499	1	GAUGE\PRESS\OIL\12V\550P
15	5700501	1	GAUGE\TEMP\ELEC\12V\230F
16	5700510	1	BOOT\DUST\PUSBUTTON
17	5700514	1	SWITCH\MOM\PB\GRN\1NO
18	5700542	8	SWITCH\RCKR\DPDT\24V\UNLIT\15A\MOMNTRY\W\RAISED
19	5700543	1	SWITCH\RCKR\DPDT\24V\2LIT\15A\LATCH\W\RAISED
20	5700544	1	SWITCH\RCKR\DPDT\24V\1LIT\15A\LTCH&MOMW\RAISED

HAY FORK ASSEMBLY - LOADER OPTION



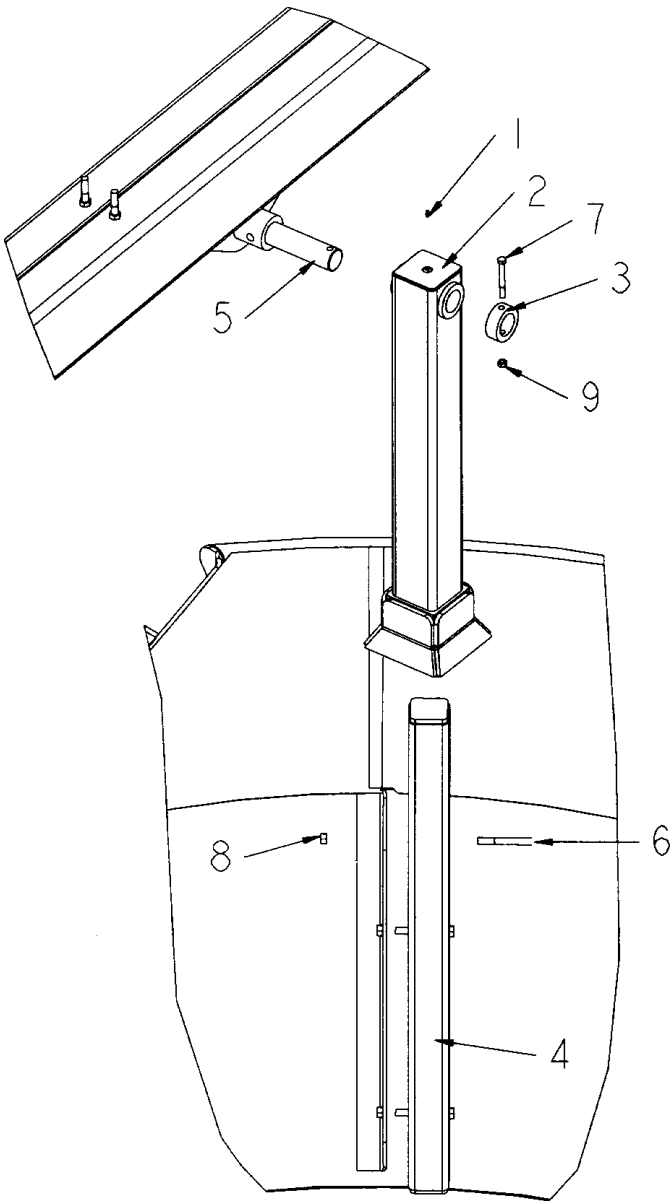
HAY FORK ASSEMBLY - LOADER OPTION

ITEM	PART	QTY.	PART DESCRIPTION
1	3800044	8	FTG\LUB\1/8MPXZRK\90D
2	4100030	4	PIN 1" X 3-1/2" HYD. CYL.
3	4800011	4	BOLT\HEX\3/4X3-1/2
4	4800063	2	BOLT\HEX\3/4X4
5	4800079	18	BOLT\HEX\5/8X2-1/2
6	4800156	2	BOLT\HEX\3/8X3
7	4800197	2	BOLT\HEX\3/8X3-1/2
8	4800203	8	PIN\COT\5/32X2
9	4900012	18	NUT\TPLCK\5/8\NC
10	4900030	4	NUT\NYLCK\3/8\NC
11	4900106	6	NUT\NYLCK\3/4\NC
12	5000001	2	WASH\FLAT\3/8
13	7500635	1	CUSH\RBBR\7-3/4X2-7/16X2
14	8000066	1	FRAME\BOOM\JIB\161-1/2
15	8000076	1	FRAME\SPPT\FORK
16	8000077	6	TOOTH\FORK
17	8000078	2	PIN\FORK
18	8000079	1	MNT\FORK
19	4100185	2	CYL\HYD\3-1/2X8\TIE
20	7501160	2	SCALE\LOAD\CELL\LDR\1150 SCALE OPTION
20A	8000083		SHFT\FORK\ NO SCALE OPTION
21	7501260		NUT\LOADER\2"
21	7501363		BOLT\HEX\2X7\LOADER

7501160 INCLUDES THE FOLLOWING ITEMS

7500939	2	LOAD\CELL\SCALE>
	1	J-BOX WITH 30' LEADS
	1	POWER CORD WITH 10' LEAD
	1	BRKT\MOUNTING
7500999	1	INDICATOR\EZ2000\SM_DISPL

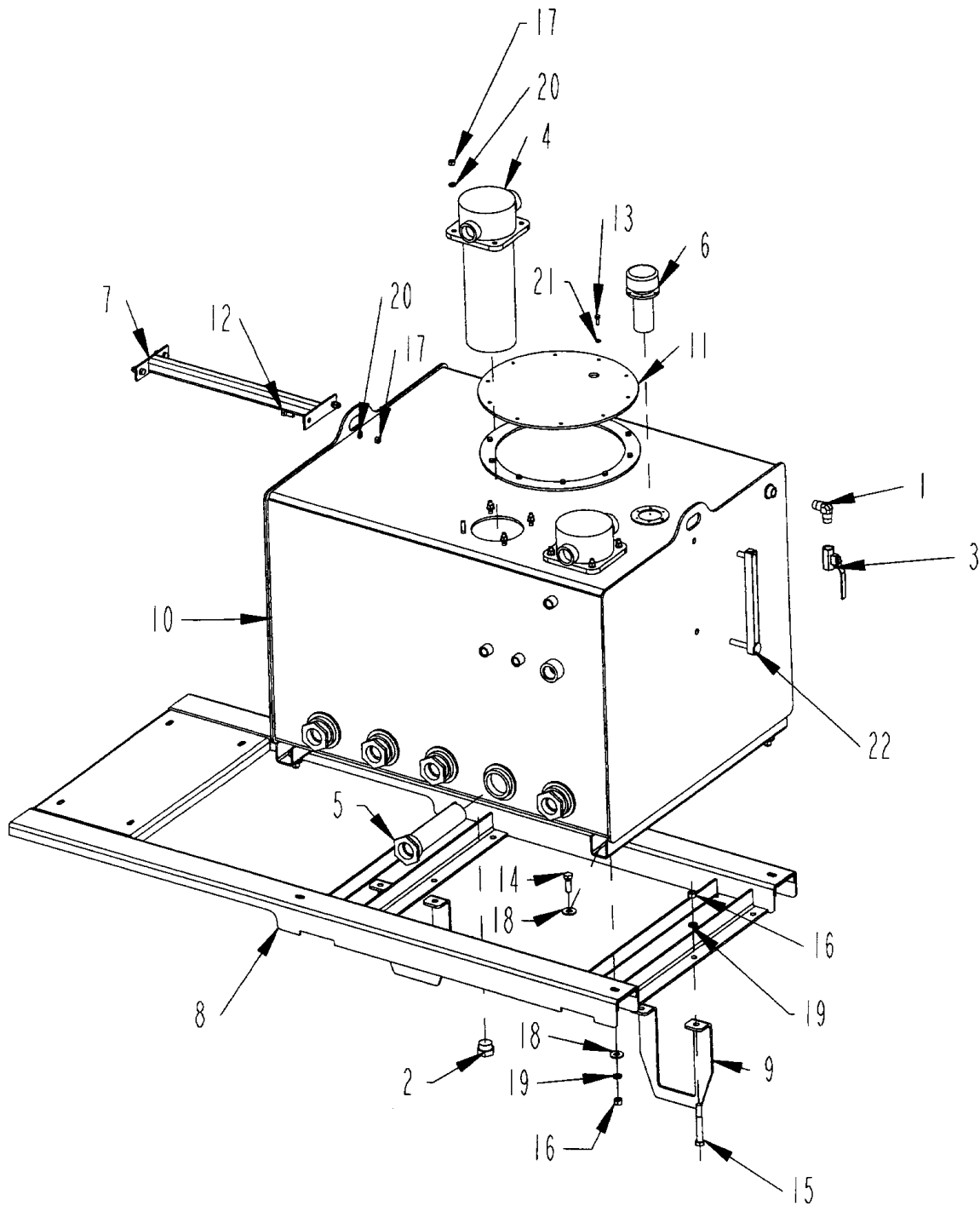
GRAPPLE LOADER REST - LOADER OPTION



GRAPPLE LOADER REST - LOADER OPTION

ITEM	PART	QTY.	PART DESCRIPTION
1	3800041	1	FTG\LUB\1/8MPXZERK\ADAPT
2	4501833	1	REST\BOOM
3	4501834	1	COLLAR\REST\BOOM
4	4501835	1	STAND\REST\BOOM
5	4501836	1	MNT\REST\BOOM
6	4800188	3	BOLT\HEX\1/2X4
7	4800515	1	BOLT\HEX\3/8X3-1/4\NC
8	4900016	3	NUT\NYLCK\1/2\NC
9	4900030	1	NUT\NYLCK\3/8\NC

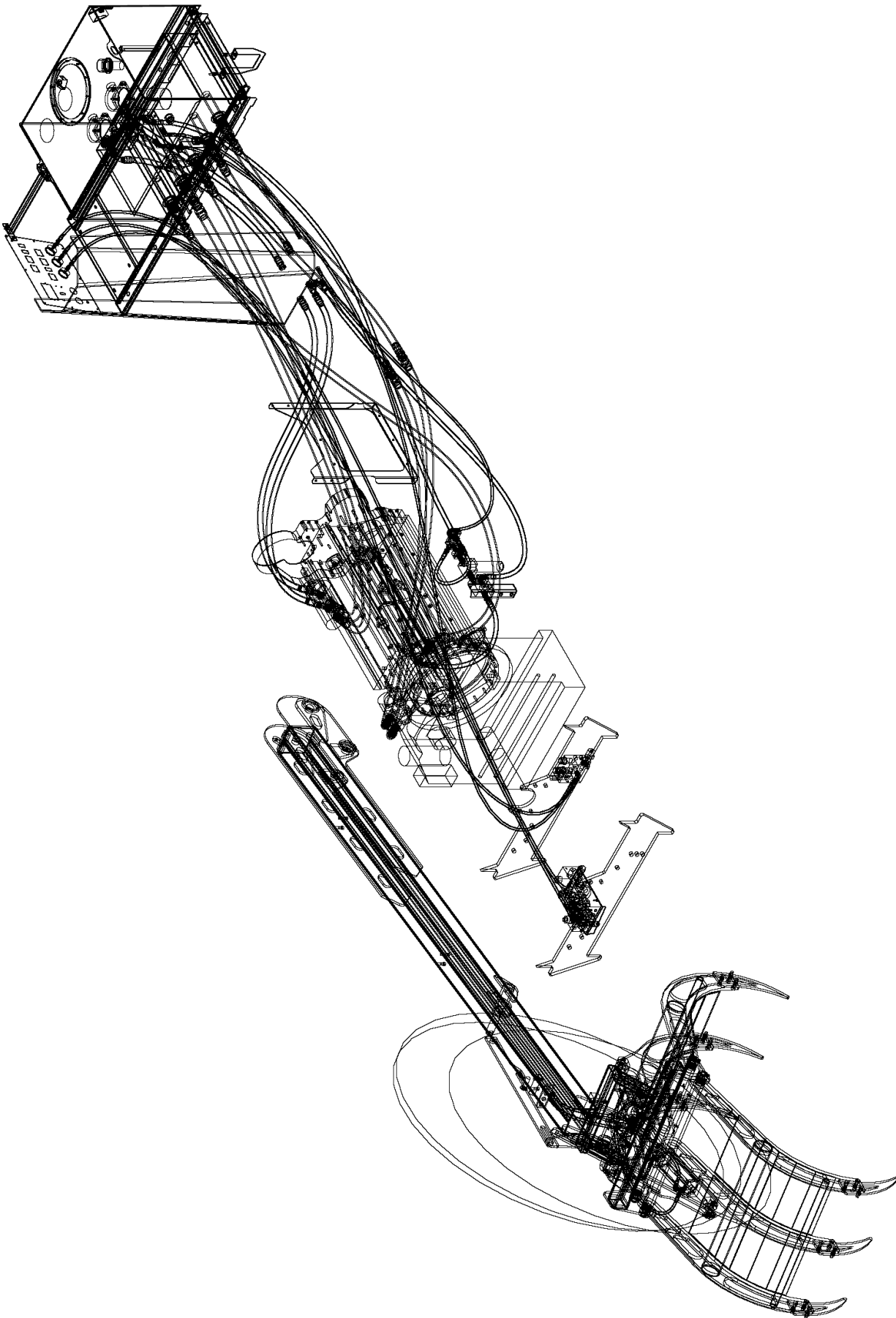
HYDRAULIC OIL TANK ASSEMBLY- LOADER OPTION



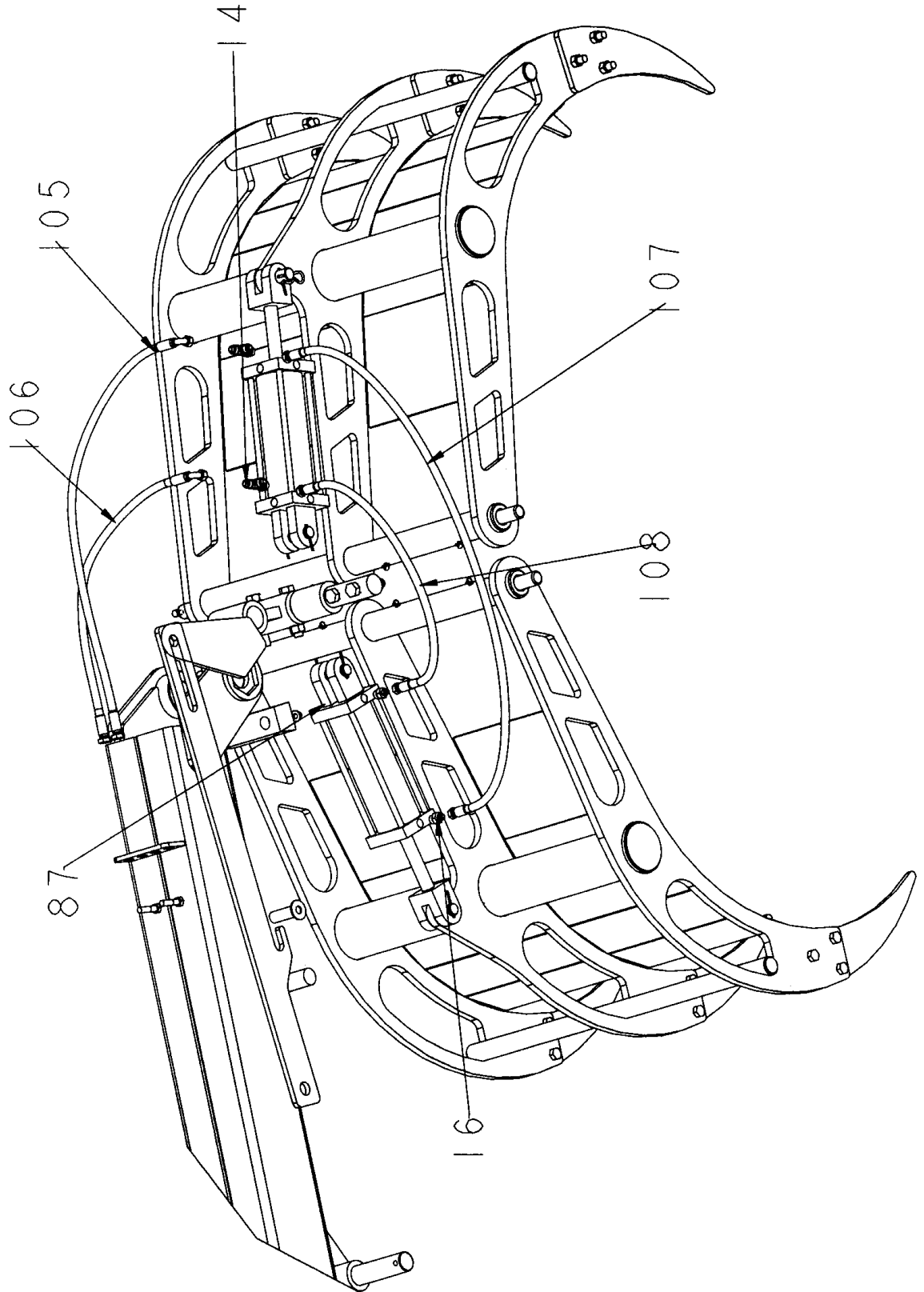
HYDRAULIC OIL TANK ASSEMBLY- LOADER OPTION

ITEM	PART	QTY.	PART DESCRIPTION
	4502027		ASSY\HYD\TANK\1150\525
1	3800085	1	FTG\1/2MP\90D\M;ELL
2	3800301	1	FTG\1-5/16MOR\PLUG\HEX
3	4000193	1	VALVE\BALL\1/2\LW\BRS
4	4400043	2	FILTER\HYDRAULIC\RETURN\IN-TANK ELEMENT 4400048
	4400066		GAUGE\FLTR\25PSI\1/8NPTF\COLOR CODED
	4400115		SEAL\HEAD\FLTR\MP
5	4400067	5	FLTR\SCRN\2-1/2MORX1-7/8FOR\30GPM\ST30-100-RV3
6	4400071	1	VENTW\LOCK\CAP\HYD
7	4501334	1	BRC\PNL\CNTRL*W\LDR
8	4502002	1	BRKT\TANK\OIL\1150
9	4502003	2	CLAMP\MNT\TANK
10	4502005	1	TANK\HYD\1150
11	4703341	1	CAP\CLEAN-OUT\TANK\OIL
12	4800003	4	BOLT\HEX\3/8X1
13	4800024	10	BOLT\HEX\1/4X3/4
14	4800082	4	BOLT\HEX\1/2X1-1/2
15	4800188	4	BOLT\HEX\1/2X4
16	4900001	7	NUT\HEX\1/2\NC
17	4900002	12	NUT\HEX\3/8\NC
18	5000004	8	WASH\FLAT\1/2
19	5000006	8	WASH\LOCK\1/2
20	5000019	12	WASH\LOCK\3/8
21	5000024	10	WASH\LOCK\1/4
22	7500615	1	GAUGE\LEVEL\10W\THERMOMETER

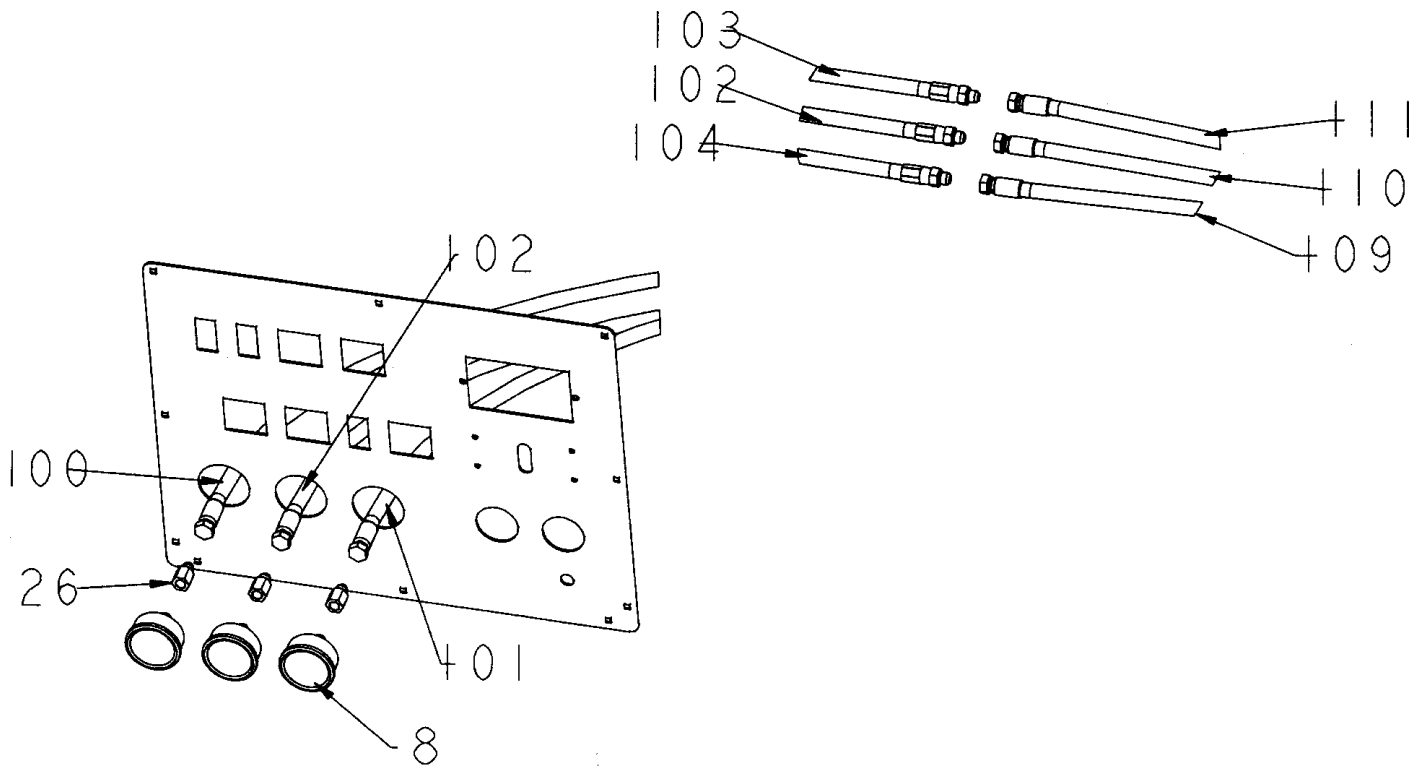
HYDRAULICS - LOADER OPTION



SEE PAGES 192-194 FOR LOADER HYDRAULICS PARTS LIST

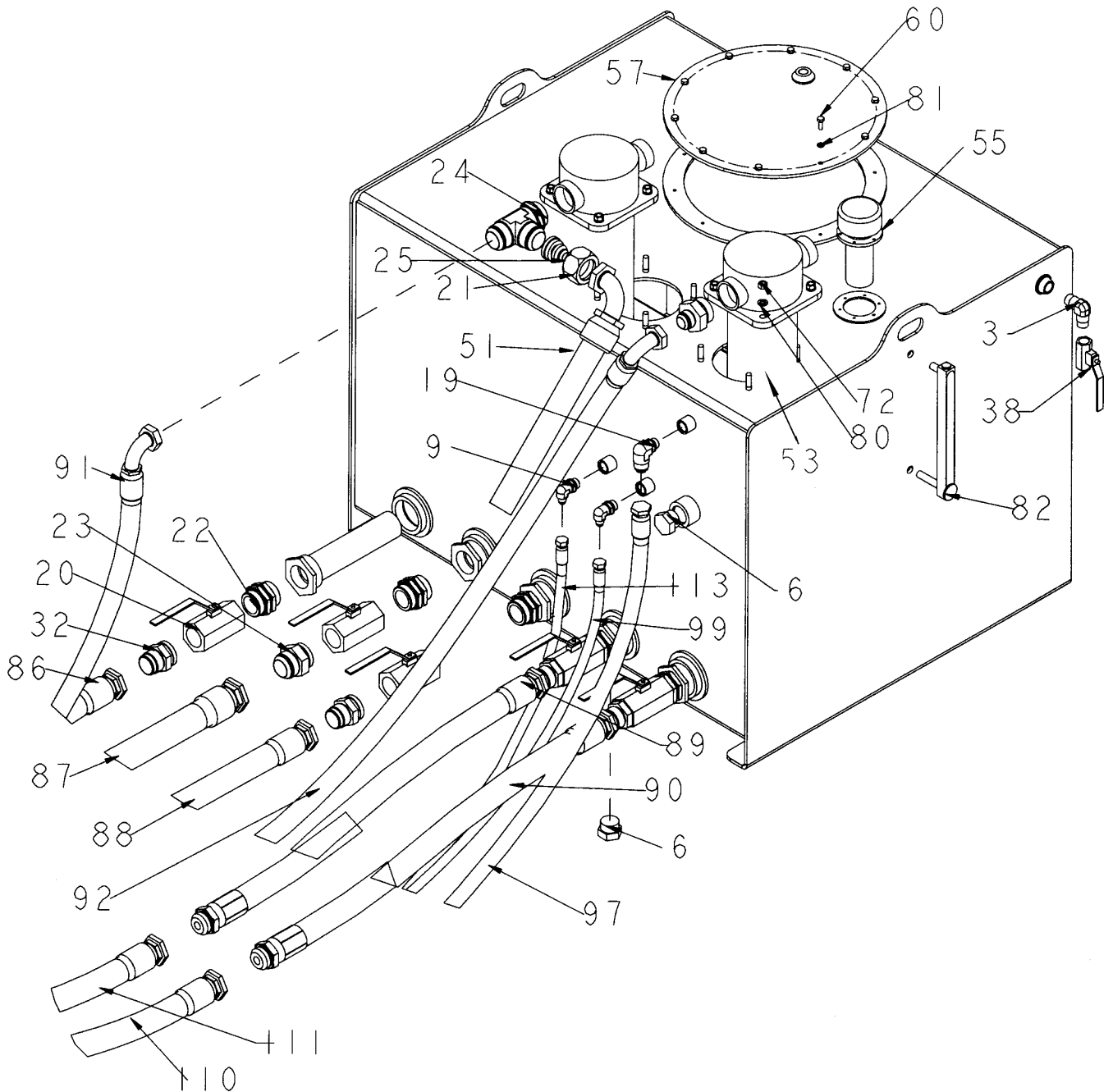


SEE PAGES 192-194 FOR LOADER HYDRAULICS PARTS LIST

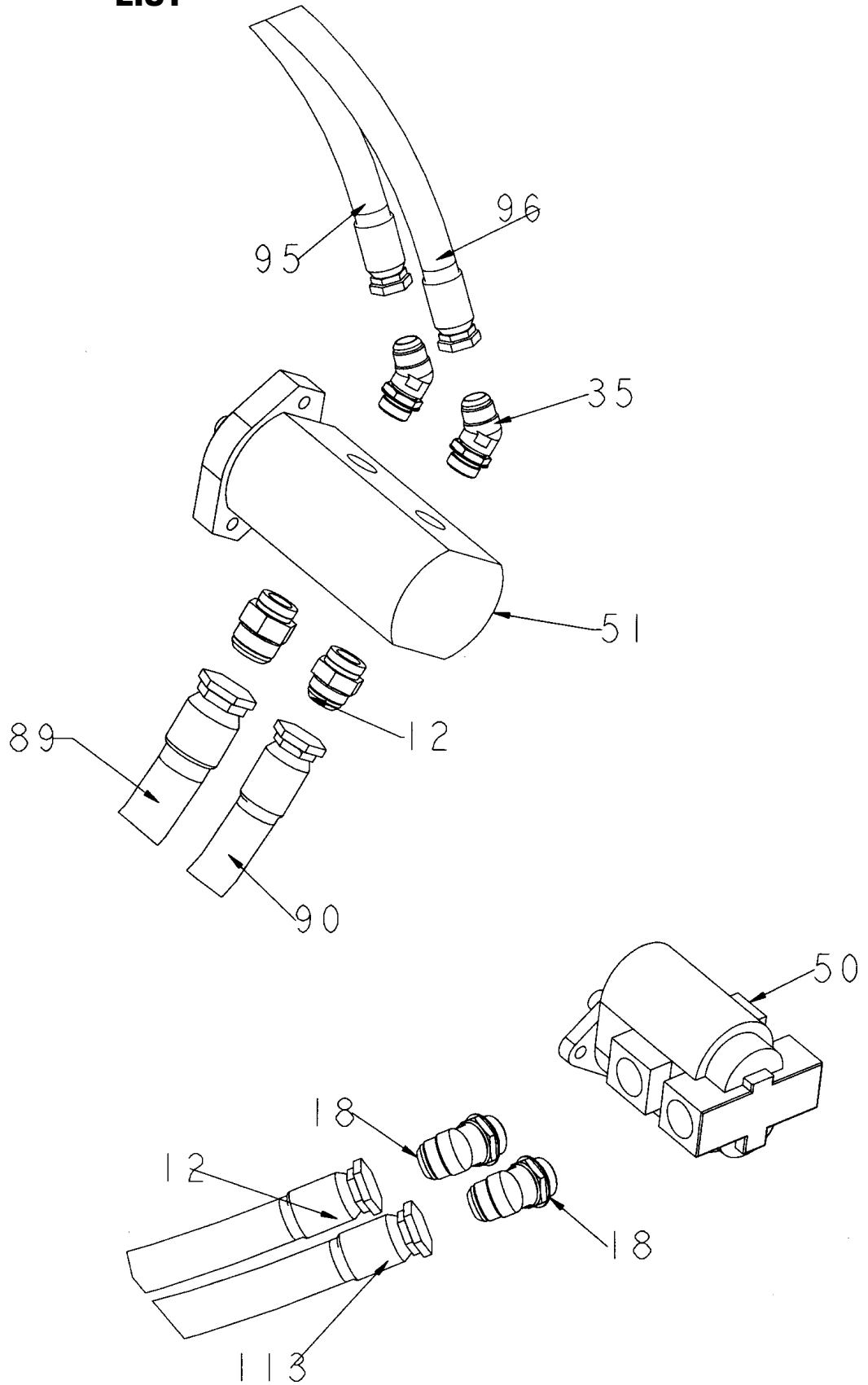


OIL TANK HYDRAULICS - LOADER OPTION

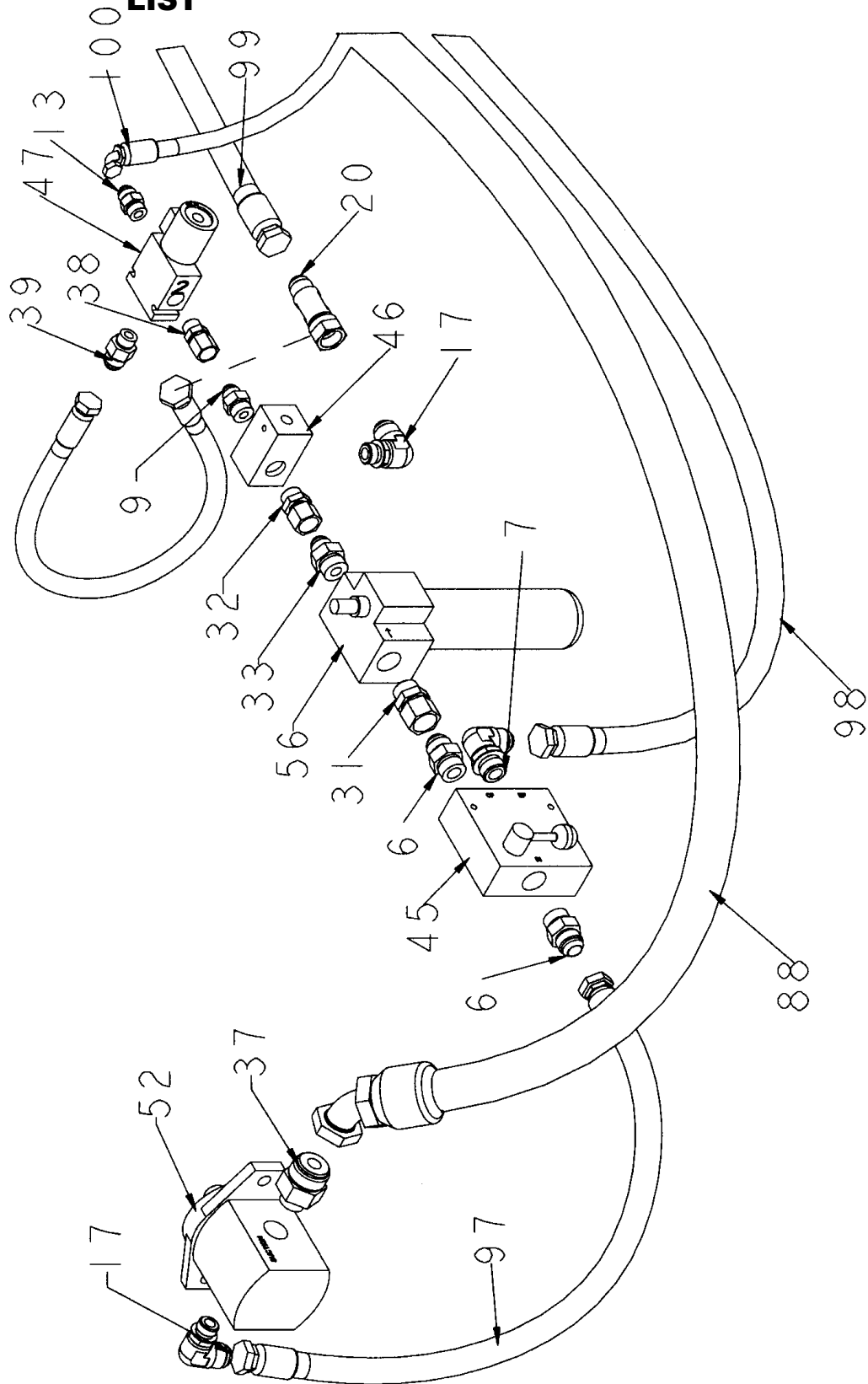
SEE PAGES 192-194 FOR LOADER HYDRAULICS PARTS LIST



SEE PAGES 192-194 FOR LOADER HYDRAULICS PARTS LIST



SEE PAGES 192-194 FOR LOADER HYDRAULICS PARTS LIST



HYDRAULICS PARTS LIST - LOADER OPTION

ITEM	PART	QTY.	PART DESCRIPTION
3	3700700	2	HOSE\HYD\1\2X24\1-1\16FJCX7\8FJC\24"
4	3800044	8	FTG\LUB\1\8MPXZRK\90D
5	3800085	1	FTG\1\2MP\90D\M;ELL
6	3800277	2	FTG\1-1\16MORX1-1\16MJIC\ST
7	3800279	1	FTG\1-1\16MORX1-1\16MJIC\90
8	3800301	2	FTG\1-5\16MOR\PLUG\HEX
9	3800328	1	FTG\7\8MORX3\4MJIC\ADPT
10	3800381	3	GAUGE\3000PSI\REAR STEM
11	3800453	3	FTG\3\4MORX9\16MJIC\90
12	3800470	1	FTG\1-5\8MORX1-5\8MJIC\ST
13	3800477	1	FTG\3\4MORX3\4MJIC\ST
14	3800483	2	FTG\3\4MORX3\4MJICX3\4MJIC\RUN;TEE
15	3800497	1	FTG\1-5\16FJICX1-5\16MJICX1-5\16MJIC\RUN;TEE
16	3800530	2	FTG\3\4MORX9\16MJIC\ST
17	3800535	2	FTG\7\8MORX1-1\16MJIC\90
18	3800581	2	FTG\1-5\8MORX1-5\8MJIC\45
19	3800631	2	FTG\9\16MORX9\16MJIC\ST
20	3800670	1	FTG\1-1\16FJICX1-1\16MJICX1-1\16MJIC\RUN;TEE
21	3800726	1	FTG\3\4MORX1-1\16MJIC\90
22	3800740	5	VALVE\BALL\1-1\2\1-7\8FOR\1\4 TURNW/LOCK
23	3800744	1	FTG\1-7\8NUTFJICS
24	3800745	5	FTG\1-7\8MORX1-7\8MOR\ADPT
25	3800746	1	FTG\1-7\8MORX1-7\8MJIC\ST
26	3800747	1	FTG\1-7\8MORX1-7\8MJICX1-7\8MJIC\RUN;TEE
27	3800748	1	FTG\1-7\8FJICX1-5\16MJIC\ADPT
28	3800758	3	FTG\9\16MJICX1\4FP\ADPT
29	3800760	1	FTG\9\16MORX9\16MJIC\45
30	3800801	1	FTG\1-7\8MORX1-5\16MJIC\ST
31	3800803	1	FTG\1-1\16MORX1-1\16FJIC\SW
32	3800804	1	FTG\7\8MORX7\8FJIC\SW
33	3800805	1	FTG\7\8MJICX1-1\16MOR\ST
34	3800808	4	FTG\1-7\8MORX1-5\8MJIC\ST
35	3800835	2	FTG\1-5\16MORX1-5\16MJIC\45
36	3800836	1	FTG\1-5\8MORX1-7\8MJIC\ST
37	3800837	1	FTG\1-1\16MORX1-5\8MJIC\ST
38	3800845	1	FTG\3\4MORX3\4FJIC\SW
39	3800849	1	FRG\3\4MORX7\8MJIC\ADPT
40	4000193	1	VALVE\BALL\1\2\LW\BRS
41	4000207	1	VLV\HYD\TUB\BLK\MFLD
42	4000208	1	VLV\HYD\CNVYR\BLK\MFLD\24V
43	4000210	1	VLV\HYD\AUX\BLK\MFLD
44	4000229	1	VALVE\HYD\SOL\24V\635\W\D\WPEND
45	4000274	1	VALVE\CONTROL\FLOW\30GPM\1-1\16FOR
47	4000275	1	VALVE\RELIEF\LOADER
48	4000315	1	VLV\HYD\SEL\12V\6GPM
49	4100030	4	PIN 1" X 3-1/2" HYD. CYL.
50	4200111	1	PUMP\HYD\2.33x1.78\RH

HYDRAULICS PARTS LIST - LOADER OPTION

ITEM	PART	QTY.	PART DESCRIPTION
51	4200112	1	PUMP\HYD\35\25\LH\PLP-
52	4200113	1	PUMP\HYD\15GPM\RH
53	4400043	2	FILTER\HYDRAULIC\RETURN\IN-TANK ELEMENT 4400074
54	4400067	5	FLTR\SCRN\2-1/2MORX1-7/8FOR\30GPM\ST30-100-RV3
55	4400071	1	VENT\W\LOCK\CAP\HYD
56	4400101	1	FLTR\COMP\10MIC;ABS\>
57	4502005	1	TANK\HYD\1150
58	4702691	1	PIN\STEP\1X1-1/4X4-1/2
59	4703396	1	CAP\CLEAN-OUT\TANK\HYD
60	4800003	4	BOLT\HEX\3/8X1
61	4800011	4	BOLT\HEX\3/4X3-1/2
62	4800024	10	BOLT\HEX\1/4X3/4
63	4800034	8	BOLT\HEX\3/8X1-1/2
64	4800056	1	PIN\HAIR\3/16(#3)
65	4800063	2	BOLT\HEX\3/4X4
66	4800079	18	BOLT\HEX\5/8X2-1/2
67	4800082	4	BOLT\HEX\1/2X1-1/2
68	4800114	6	BOLT\HEX\1/2X2
69	4800156	2	BOLT\HEX\3/8X3
70	4800188	4	BOLT\HEX\1/2X4
71	4800197	2	BOLT\HEX\3/8X3-1/2
72	4800203	8	PIN\COT\5/32X2
73	4900001	7	NUT\HEX\1/2\NC
74	4900002	12	NUT\HEX\3/8\NC
75	4900012	18	NUT\TPLCK\5/8\NC
76	4900030	4	NUT\NYLCK\3/8\NC
77	4900106	6	NUT\NYLCK\3/4\NC
78	5000001	2	WASH\FLAT\3/8
79	5000002	1	WASH\FLAT\5/8
80	5000004	8	WASH\FLAT\1/2
81	5000006	8	WASH\LOCK\1/2
82	5000019	12	WASH\LOCK\3/8
83	5000024	10	WASH\LOCK\1/4
84	7500615	1	GAUGE\LEVEL\10\W/THERMOMETER
85	8000084	1	BAR\TRNSPRT\GRPPL
86	8000085	1	REST\BAR\TRNSPRT\GRPPL
87	4100185	2	CYL\HYD\3-1/2X8\TIE
88	HOSE_1_1150_525_LOADER	1	PORT 1 TO PILOT PRESSURE PUMP
89	HOSE_2_1150_525_LOADER	1	PORT 2 TO FRONT SECTION LOADER PUMP
90	HOSE_3_1150_525_LOADER	1	PORT 3 TO REAR SECTION LOADER PUMP
91	HOSE_4_1150_525_LOADER	1	PORT 4 TO FRONT SECTION MAIN PUMP
92	HOSE_5_1150_525_LOADER	1	PORT 5 TO REAR SECTION MAIN PUMP
93	HOSE_6_1150_525_LOADER	1	LOADER JIB RETURN TO #2 FILTER TEE
94	HOSE_7_1150_525_LOADER	1	LOADER MAIN RETURN TO #1 FILTER
95	3700994	1	HOOD LOADER MAIN PRESSURE, FRONT SECTION
96	3700994	1	HOOD LOADER JIB PRESSURE, REAR SECTION
97	3700940	1	PILOT PUMP TO PILOT SYSTEM
98	HOSE_11_1150_525_LOADER	1	PILOT EXCESS TO JIB
99	HOSE_12_1150_525_LOADER	1	PILOT SYSTEM PRESSURE RELIEF

ITEM	PART	QTY.	PART DESCRIPTION
101	3700695	1	PILOT SYSTEM RETURN TO TANK
102	HOSE_15_1150_525_LOADER	1	TUB PRESSURE GAUGE EXTENSION HOSE
103	HOSE_16_1150_525_LOADER	1	AUXILIARY PRESSURE GAUGE EXTENSION HOSE
104	HOSE_17_1150_525_LOADER	1	CONVEYOR PRESSURE GAUGE EXTENSION HOSE
105	3700957	1	GRAPPLE HOSE TO CYL. ROD END
106	3700958	1	GRAPPLE HOSE TO CYL. BUTT END
107	3700959	1	GRAPPLE HOSE TO CYL. ROD END
108	3700960	1	GRAPPLE HOSE TO CYL. BUTT END
109	HOSE_41_1150_MOD_FOR_525_LDR	1	CONVEYOR PRESSURE HOSE
110	HOSE_42_1150_MOD_FOR_525_LDR	1	TUB PRESSURE HOSE
111	HOSE_43_1150_MOD_FOR_525_LDR	1	AUXILIARY PRESSURE HOSE
112	3700841	1	FRONT SECTION MAIN PUMP SUCTION HOSE
113	3700841	1	REAR SECTION MAIN PUMP SUCTION HOSE
114	3700754	1	HOSE_49_1150_MOD_FOR_525_LDR MAIN RETURN HOSE, COOLER TO TANK
115	HOSE_51_1150_MOD_FOR_525_LDR	1	TUB DRIVE VALVE CASE DRAIN

LOADER CAB MAIN HARNESS - MACHINE

SEE FOLD OUT PAGE FO7 IN APPENDIX A

LOADER CAB MAIN HARNESS - CONTROL PANEL

SEE FOLD OUT PAGE FO8 IN APPENDIX A

DECALS



<p>⚠ WARNING</p> <p>FOR YOUR PROTECTION AND PROTECTION OF OTHERS, PRACTICE THE FOLLOWING SAFETY RULES.</p> <ol style="list-style-type: none"> NEVER OPERATE THE MACHINE WITH THE PROTECTOR REMOVED OR WITH THE PROTECTOR NOT FULLY CLOSED. NEVER OPERATE THE MACHINE WITH THE PROTECTOR OPEN. NEVER ALLOW OTHERS TO RIDE ON THE MACHINE OR TO OPERATE THE MACHINE. NEVER OPERATE THE MACHINE WITH THE PROTECTOR OPEN. NEVER OPERATE THE MACHINE WITH THE PROTECTOR OPEN. NEVER OPERATE THE MACHINE WITH THE PROTECTOR OPEN. NEVER OPERATE THE MACHINE WITH THE PROTECTOR OPEN. NEVER OPERATE THE MACHINE WITH THE PROTECTOR OPEN. NEVER OPERATE THE MACHINE WITH THE PROTECTOR OPEN. NEVER OPERATE THE MACHINE WITH THE PROTECTOR OPEN. 	<p>⚠ ADVERTENCIA</p> <p>PARA SU PROTECCIÓN Y LA PROTECCIÓN DE OTROS, PRACTIQUE LAS REGLAS DE SEGURIDAD DE ASESORADO PARA SU PROTECCIÓN Y LA PROTECCIÓN DE OTROS.</p> <ol style="list-style-type: none"> NO OPERAR LA MÁQUINA SIN EL PROTECTOR CERRADO O SIN EL PROTECTOR NO ESTAR CERRADO POR COMPLETO. NO OPERAR LA MÁQUINA CON EL PROTECTOR ABIERTO. NO DEJAR A NADIE VIAJANDO EN LA MÁQUINA O OPERANDO LA MÁQUINA. NO OPERAR LA MÁQUINA CON EL PROTECTOR ABIERTO. NO OPERAR LA MÁQUINA CON EL PROTECTOR ABIERTO. NO OPERAR LA MÁQUINA CON EL PROTECTOR ABIERTO. NO OPERAR LA MÁQUINA CON EL PROTECTOR ABIERTO. NO OPERAR LA MÁQUINA CON EL PROTECTOR ABIERTO. NO OPERAR LA MÁQUINA CON EL PROTECTOR ABIERTO. NO OPERAR LA MÁQUINA CON EL PROTECTOR ABIERTO.
--	---

6500041

<p>⚠ WARNING</p> <p>NO RIDERS</p> <p>SERIOUS PERSONAL INJURY COULD RESULT FROM RIDING ON THE MACHINE</p>		<p>⚠ ADVERTENCIA</p> <p>PASAJEROS PROHIBIDOS</p> <p>PODRÍAN RESULTAR LESIONES PERSONALES GRAVES AL VIAJAR EN LA MÁQUINA</p>
--	--	---

6500043



6500056

	<p>⚠ DANGER</p> <p>OBJECTS THROWN BY MACHINE</p> <p>DO NOT OPERATE WITHOUT WEARING SAFETY GLASSES AND A HARD HAT. KEEP UNAUTHORIZED PERSONNEL OUT OF THE GRINDING AREA!</p>
<p>⚠ PELIGRO</p> <p>OBJETOS LANZADOS POR LA MÁQUINA</p> <p>NO OPERE ESTA MÁQUINA SIN LLEVAR PUESTOS LOS ANTEJOS DE SEGURIDAD Y EL CASCO. ¡MANTENGA AL PERSONAL NO AUTORIZADO FUERA DEL ÁREA DE ESMERILADO!</p>	

6500118

HYDRAULIC OIL

6500124

<p>⚠ WARNING</p> <p>OVERHEAD CONVEYOR HAZARD</p> <p>To prevent serious injury or death:</p> <ul style="list-style-type: none"> Do not walk under conveyor at any time. Stay clear of conveyor during operation, starting, and stopping. Lower conveyor before working. Keep others away. 	<p>⚠ ADVERTENCIA</p> <p>PELIGRO DE CINTA TRANSPORTADORA ELEVADA</p> <p>Para evitar lesiones graves o la muerte:</p> <ul style="list-style-type: none"> No caminara por debajo de la cinta transportadora en ningun momento. Quedarse alejado de la cinta transportadora durante el funcionamiento, el inicio y el paro. Bajar la cinta transportadora antes de trabajar. Mantenga alejados a otras personas.
---	---

6500214

<p>⚠ WARNING</p> <p>OVERHEAD CONVEYOR HAZARD</p> <p>To prevent serious injury or death:</p> <ul style="list-style-type: none"> Do not walk under conveyor at any time. Stay clear of conveyor during operation, starting, and stopping. Lower conveyor before working. Keep others away. 	<p>⚠ ADVERTENCIA</p> <p>PELIGRO DE CINTA TRANSPORTADORA ELEVADA</p> <p>Para evitar lesiones graves o la muerte:</p> <ul style="list-style-type: none"> No caminara por debajo de la cinta transportadora en ningun momento. Quedarse alejado de la cinta transportadora durante el funcionamiento, el inicio y el paro. Bajar la cinta transportadora antes de trabajar. Mantenga alejados a otras personas.
---	---

6500215

<p>⚠ WARNING</p>	
<p>HIGH-PRESSURE FLUID HAZARD</p> <p>To prevent serious injury or death:</p> <ul style="list-style-type: none"> Relieve pressure on system before repairing or adjusting or disconnecting. Wear proper hand and eye protection when searching for leaks. Use wood or cardboard instead of hands. Keep all components in good repair. 	

6500220



6500245

	<p>6500253</p>
<p>6500253</p>	

6500253

<p>⚠ WARNING</p>	
<p>CHECK FOR FIRES, CLEAN OFF DEBRIS, SWITCH OFF BATTERY</p> <p>NEVER leave this machine unattended until all potential fire debris is removed, no fire or smoldering exists, and battery is switched off. Remove all flammable debris from engine, shielding, control panel, under machine and anywhere material is collected.</p> <p>DURATECH INDUSTRIES IS NOT RESPONSIBLE FOR FIRES CAUSED BY HAZARDS LEFT TO SMOLDER AND BURN, OR IMPROPER SHUTDOWN PROCEDURES.</p>	

6500425

<p>⚠ WARNING</p> <p>THROWN OBJECT HAZARD</p> <p>To prevent serious injury or death, DO NOT STAND IN THE PATH OF THE THROWN OBJECT.</p> <ol style="list-style-type: none"> NEVER OPERATE THE MACHINE WITH THE PROTECTOR OPEN. NEVER OPERATE THE MACHINE WITH THE PROTECTOR OPEN. NEVER OPERATE THE MACHINE WITH THE PROTECTOR OPEN. NEVER OPERATE THE MACHINE WITH THE PROTECTOR OPEN. NEVER OPERATE THE MACHINE WITH THE PROTECTOR OPEN. 	<p>⚠ ADVERTENCIA</p> <p>PELIGRO DE OBJETOS DESPESIDIDOS</p> <p>PARA EVITAR LESIONES GRAVES O LA MUERTE, NO ESTE EN LA CALA DONDE SE MUEVA EL OBJETO DESPESIDIDO.</p> <ol style="list-style-type: none"> NO OPERAR LA MÁQUINA CON EL PROTECTOR ABIERTO. NO OPERAR LA MÁQUINA CON EL PROTECTOR ABIERTO. NO OPERAR LA MÁQUINA CON EL PROTECTOR ABIERTO. NO OPERAR LA MÁQUINA CON EL PROTECTOR ABIERTO. NO OPERAR LA MÁQUINA CON EL PROTECTOR ABIERTO.
---	---

6500209

	<p>⚠ DANGER</p> <p>ROTATING PART HAZARD</p> <p>STAY OUT OF THE GRINDING AREA!</p> <ol style="list-style-type: none"> KEEP OTHERS AWAY! DO NOT TOUCH THE GRINDING WHEEL OR THE GRINDING DISK. DO NOT TOUCH THE GRINDING WHEEL OR THE GRINDING DISK. DO NOT TOUCH THE GRINDING WHEEL OR THE GRINDING DISK. DO NOT TOUCH THE GRINDING WHEEL OR THE GRINDING DISK. 	<p>⚠ PELIGRO</p> <p>PELIGRO DE PARTE GIRATORIA</p> <p>¡MANTÉNTESE FUERA DEL ÁREA DE ESMERILADO!</p> <ol style="list-style-type: none"> ¡MANTENGA A LOS OJOS DE OTROS PERSONAS AWAY! NO TOQUE LA RUEDA DE ESMERILADO O EL DISCO DE ESMERILADO. NO TOQUE LA RUEDA DE ESMERILADO O EL DISCO DE ESMERILADO. NO TOQUE LA RUEDA DE ESMERILADO O EL DISCO DE ESMERILADO. NO TOQUE LA RUEDA DE ESMERILADO O EL DISCO DE ESMERILADO.
--	---	--

6500212

DECALS

PART	QTY.	PART DESCRIPTION
6500020	2	DECAL\LOGO\HYBSTR\SNBRS
6500041	1	DECAL\WARN\PROTECTION
6500043	1	DECAL\WARN\NO;RIDERS
6500056	2	DECAL\INFO\ROTATION\STR
6500118	1	DECAL\DNGR\OBJECTS;THROW
6500124	1	DECAL\INFO\HYD;OIL
6500209	2	DECAL\WARN\THROWN;OBJCT
6500212	2	DECAL\WARN\ROTATING;PRT
6500214	2	DECAL\WARN\OVRHED;CNVYR
6500215	2	DECAL\WARN\FOLDNG;CNVYR
6500216	2	DECAL\WARN\ELEC;HAZARD
6500220	1	DECAL\WARN\HI;PRESS;FLU
6500245	21ft	DECAL\MISC\TAPE\RED\WHT
6500253	1	DECAL\INFO\FLUID;LEVEL\
6500285	obsolete	DECAL\LOGO\HOT;ROD;GRDR
6500302	30 ft	DECAL\LOGO\STRIP\3\RD&B
6500315	1	DECAL\INFO\CLEAN:ENG:CO
6500330	2	DECAL\LOGO\1150\BLK
6500332	16 ft	DECAL\LOGO\STRIPE\3.5\G
6500333	2	DECAL\LOGO\HAYB\OVAL
6500334	2	DECAL\LOGO\1150\BLKONYL
6500339	2	DECAL\WARN\PINCH;POINT
6500363	2	DECAL\LOGO\BIGBITE\UNVRSL
6500425	1	DECAL\WARN\FIRE\PREVENT
Not Shown		
6500326	1	DECAL\INFO\OMNEX;START

1150/1155 WEAR PARTS

PART	PART NUMBER	WHERE TO FIND
<u>ROTOR</u>		
BEARING (BRG)	2000549	26-27
BEARING (BRG)	2000550	27, 29
SEAL	2000551	27, 29
RODS	5300105 (TAKES 48 SPACERS)	29
HAMMERS	5200179	27
HAMMER SPACERS	4501267	27
SHOCK SPACERS	4501266	27
<u>SCREENS</u>		
1/8"	5400095	31, 33, 35
3/16"	5400074	31, 33, 35
1/4"	5400052	31, 33, 35
3/8"	5400053	31, 33, 35
1/2"	5400054	31, 33, 35
5/8"	5400055	31, 33, 35
3/4"	5400056	31, 33, 35
1"	5400049	31, 33, 35
1 1/2"	5400066	31, 33, 35
2"	5400050	31, 33, 35
3"	5400051	31, 33, 35
4"	5400062	31, 33, 35
5"	5400102	31, 33, 35
6"	5400110	31, 33, 35
7"	5400111	31, 33, 35
8"	5400103	31, 33, 35
DUMMY	5400080	31, 33, 35
SOLID	5400107	31, 33, 35
2 SLOTTED	5400091	31, 33, 35
3 SLOTTED	5400090	31, 33, 35
4 SLOTTED	5400092	31, 33, 35
<u>CONVEYOR</u>		
ENDLESS BELLY BELT	1700187, 1700200, 1700219	37, 39, 41
BELT SEAL per foot	1700166, 1700208	
DISC. SCRAPER	4702193, 4703444	43, 45, 47
DISC. BELT	1700178, 1700173	43, 45, 47
LOWER DISCHARGE BEARINGS	2000303	43, 45, 47
UPPER DISCHARGE BEARINGS	2000320	49, 51
<u>TUB DRIVE</u>		
CHAIN	1100071	21
TUB ROLLER PARTS	4704069	23
PRESSURE ROLLER PARTS	4501623	25
<u>FILTERS</u>		
FLUID COUPLER FILTER	4400087	
ENGINE OIL FILTER	4400029	
ENGINE PRIMARY FUEL & WTR	4400094	
SECONDARY FUEL FILTER	4400030	72, 74
SECONDARY AIR FILTER	4400085, 4400123	96, 130
HYDRAULIC OIL FILTER (IN TANK)	4400096	97
PRIMARY AIR FILTER	4400084, 4400123	72, 74
ROTARY SCREEN DRIVE BELT	1600085	70
MUFFLER	7500875	72, 74

1150/1155 Tub Grinder Documentation Comment Form

DuraTech Industries welcomes your comments and suggestions regarding the quality and usefulness of this manual. Your comments help us improve the documentation to better meet your needs.

- Did you find any errors?
- Is the information clearly presented?
- Does the manual give you all the information you need to operate the equipment safely and effectively?
- Are the diagrams and illustrations correct?
- Do you need more illustrations?
- What features do you like most about the manual? What features do you like least?

If you find errors or have specific suggestions, please note the topic, chapter and page number.

Send your comments to:

DuraTech Industries International, Inc.

P.O. Box 1940

Jamestown, ND 58402-1940

OR

Contact us through our website: www.duratechindustries.net

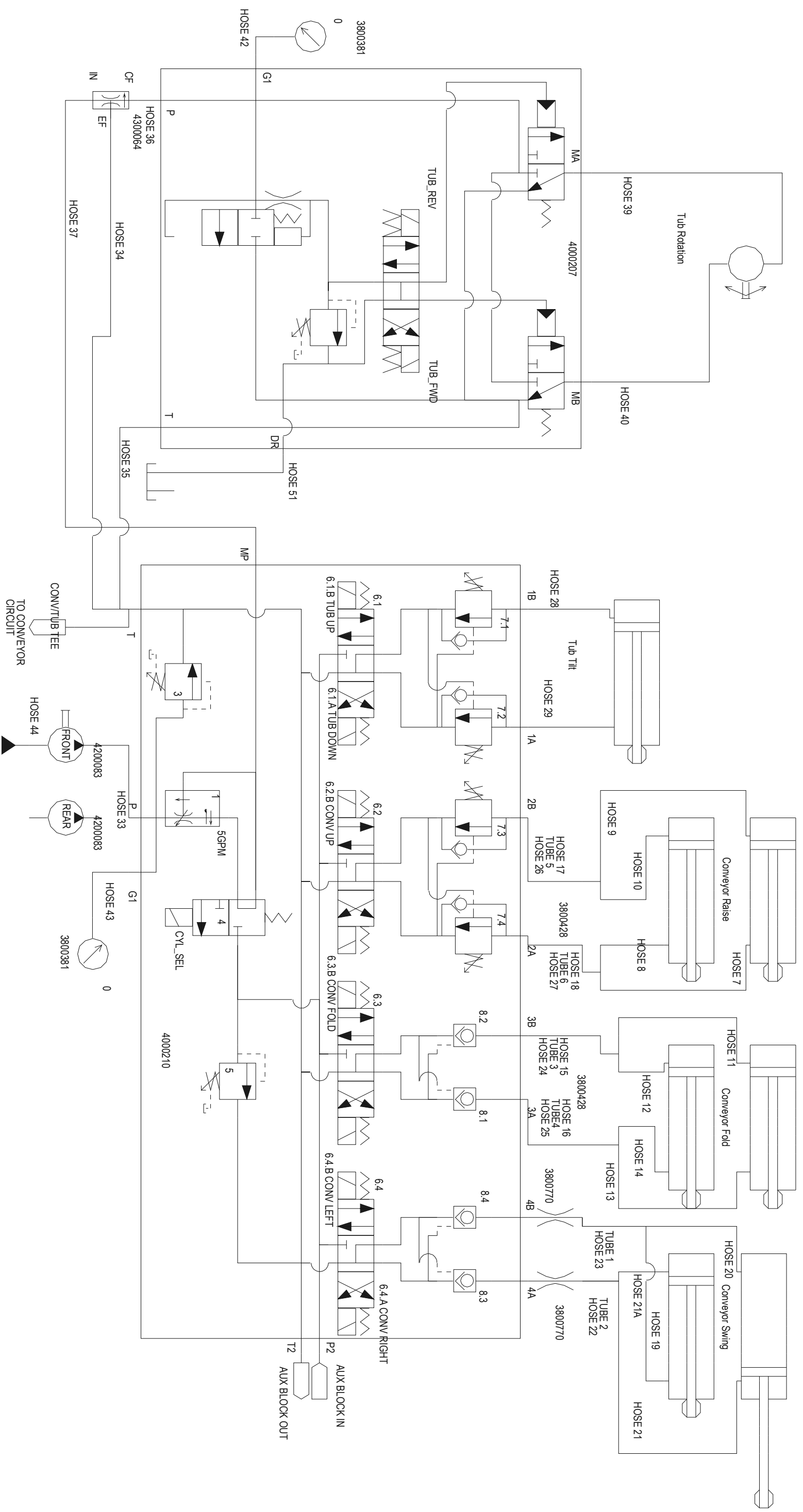
Thank you for taking the time to help us improve our documentation.

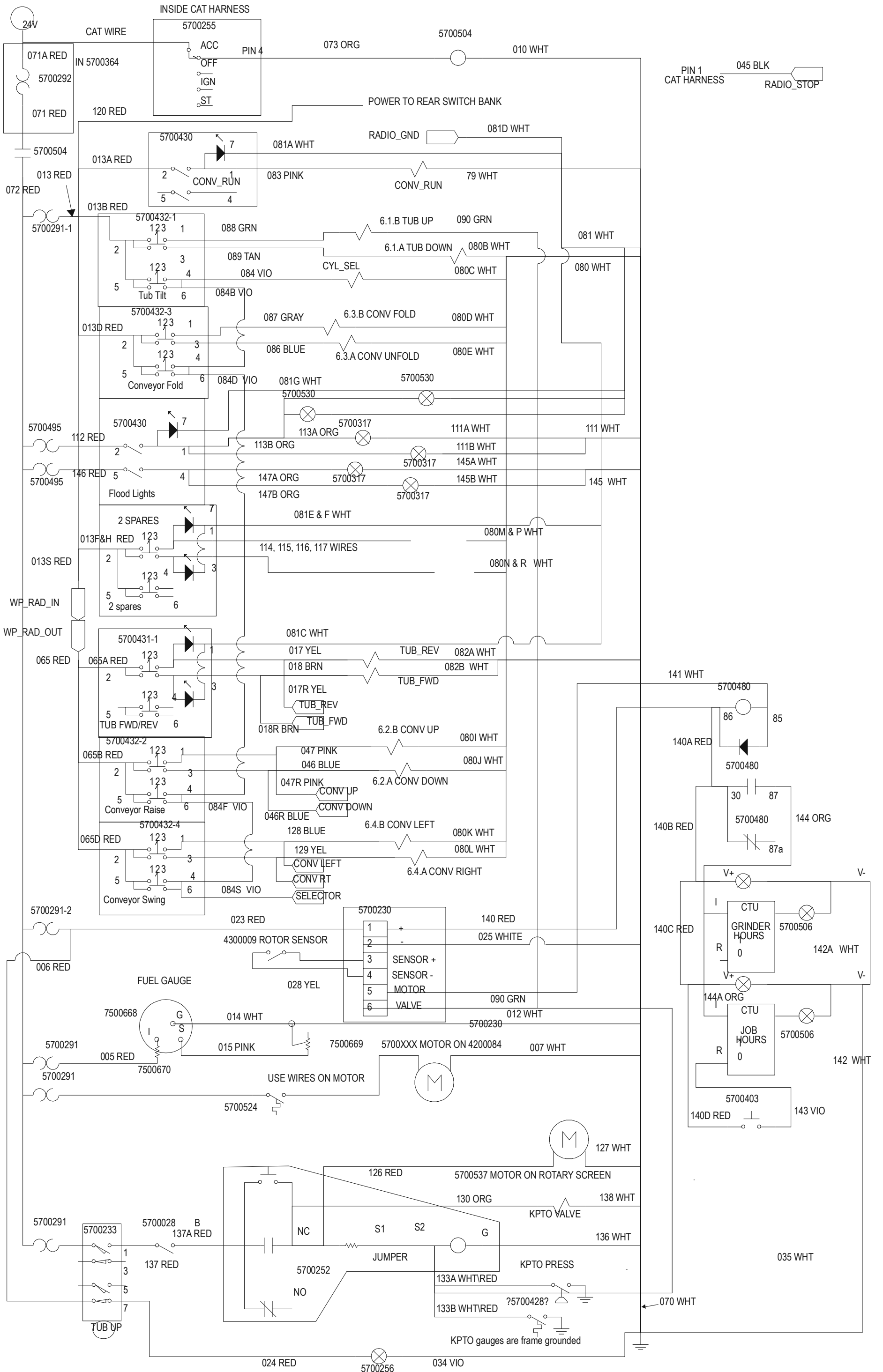


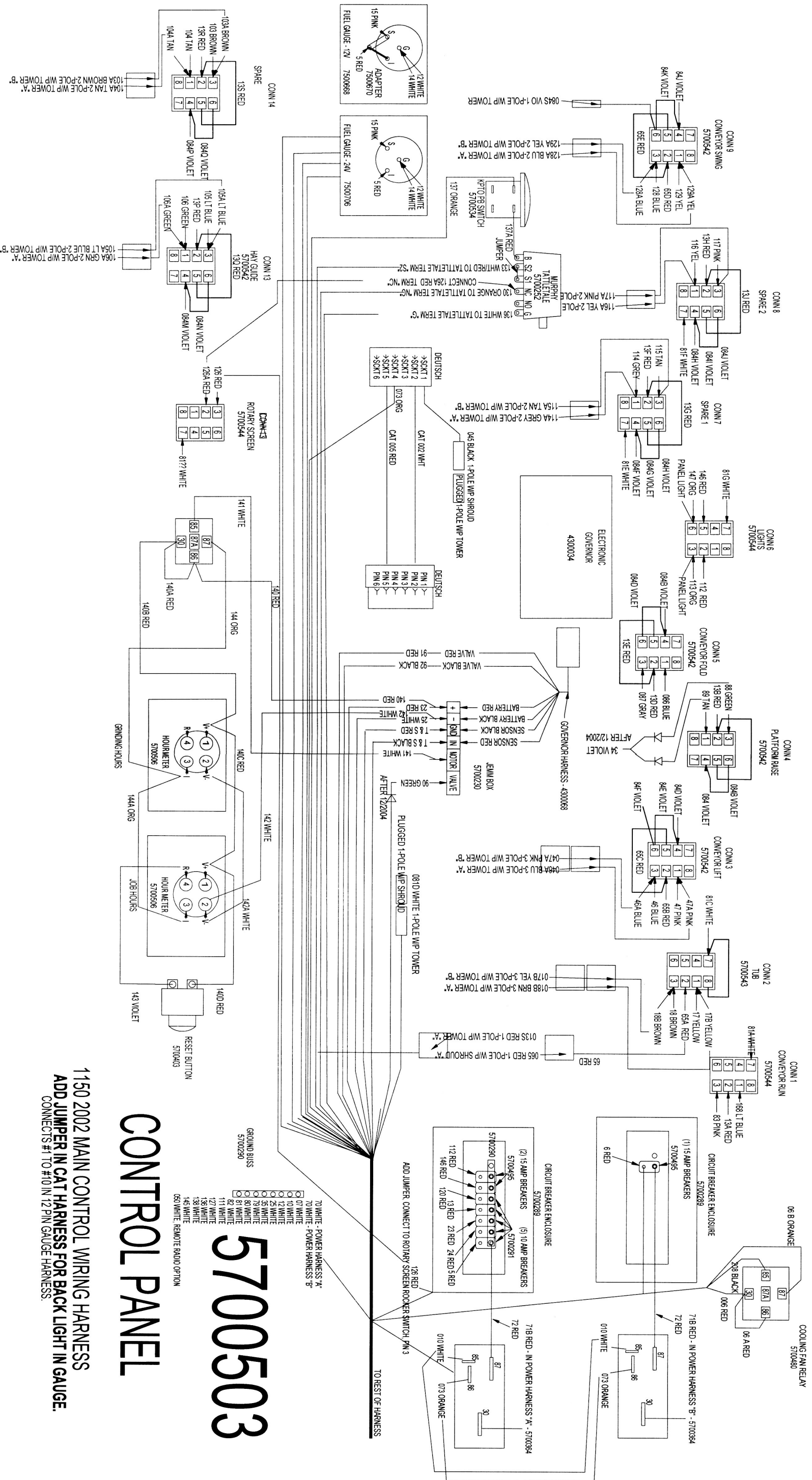
APPENDIX A SCHEMATIC FOLDOUTS



TUB HYDRAULIC CIRCUIT







5700503

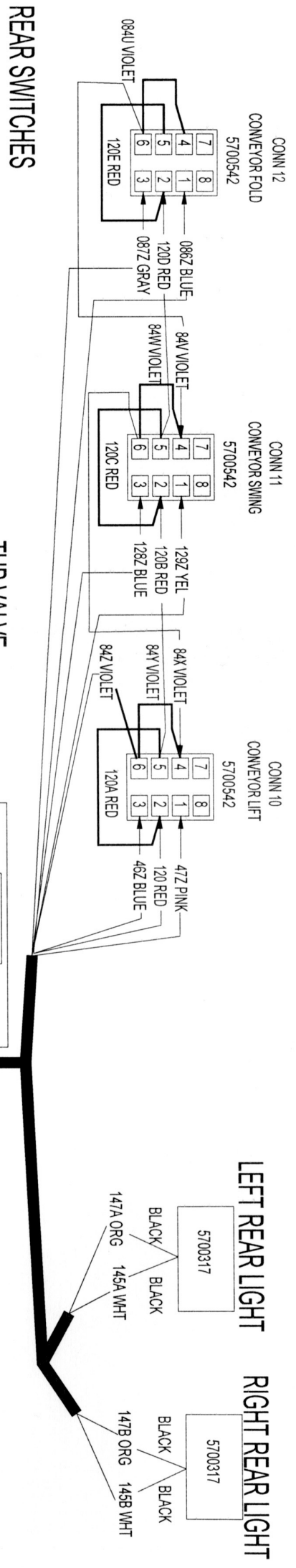
CONTROL PANEL

1150 2002 MAIN CONTROL WIRING HARNESS
ADD JUMPER IN CAT HARNESS FOR BACK LIGHT IN GAUGE.
 CONNECTS #1 TO #10 IN 12 PIN GAUGE HARNESS.

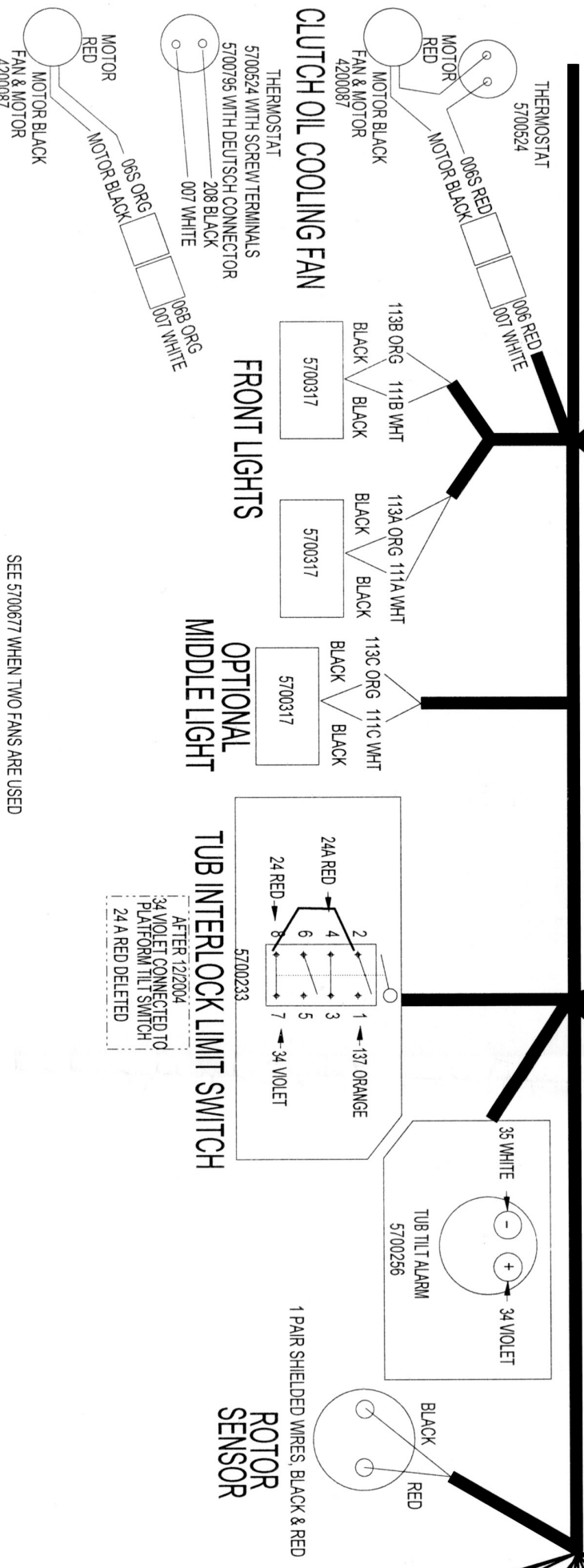
- 70 WHITE - POWER HARNESS "A"
- 71 WHITE - POWER HARNESS "B"
- 07 WHITE
- 08 WHITE
- 09 WHITE
- 10 WHITE
- 11 WHITE
- 12 WHITE
- 13 WHITE
- 14 WHITE
- 15 WHITE
- 16 WHITE
- 17 WHITE
- 18 WHITE
- 19 WHITE
- 20 WHITE
- 21 WHITE
- 22 WHITE
- 23 WHITE
- 24 WHITE
- 25 WHITE
- 26 WHITE
- 27 WHITE
- 28 WHITE
- 29 WHITE
- 30 WHITE
- 31 WHITE
- 32 WHITE
- 33 WHITE
- 34 WHITE
- 35 WHITE
- 36 WHITE
- 37 WHITE
- 38 WHITE
- 39 WHITE
- 40 WHITE
- 41 WHITE
- 42 WHITE
- 43 WHITE
- 44 WHITE
- 45 WHITE
- 46 WHITE
- 47 WHITE
- 48 WHITE
- 49 WHITE
- 50 WHITE - REMOTE RADIO OPTION

5700503 MACHINE

1150 2002 MAIN CONTROL WIRING HARNESS



TO CONTROL PANEL



4000210 - 4 SPOOL MAIN VALVE			
UNLOADER VALVE		84 VIOLET	80 C WHITE
PLATFORM DOWN	PLATFORM UP	88 GREEN	89 TAN
		90 GREEN	80 B WHITE
CONVEYOR DOWN	CONVEYOR UP	47 PINK	46 BLUE
		80 I WHITE	80 J WHITE
CONVEYOR FOLD	CONVEYOR UNFOLD	087 GRAY	086 BLUE
		80 D WHITE	80 E WHITE
CONVEYOR LEFT	CONVEYOR RIGHT	128 BLUE	129 YELLOW
		080 K WHITE	80 L WHITE

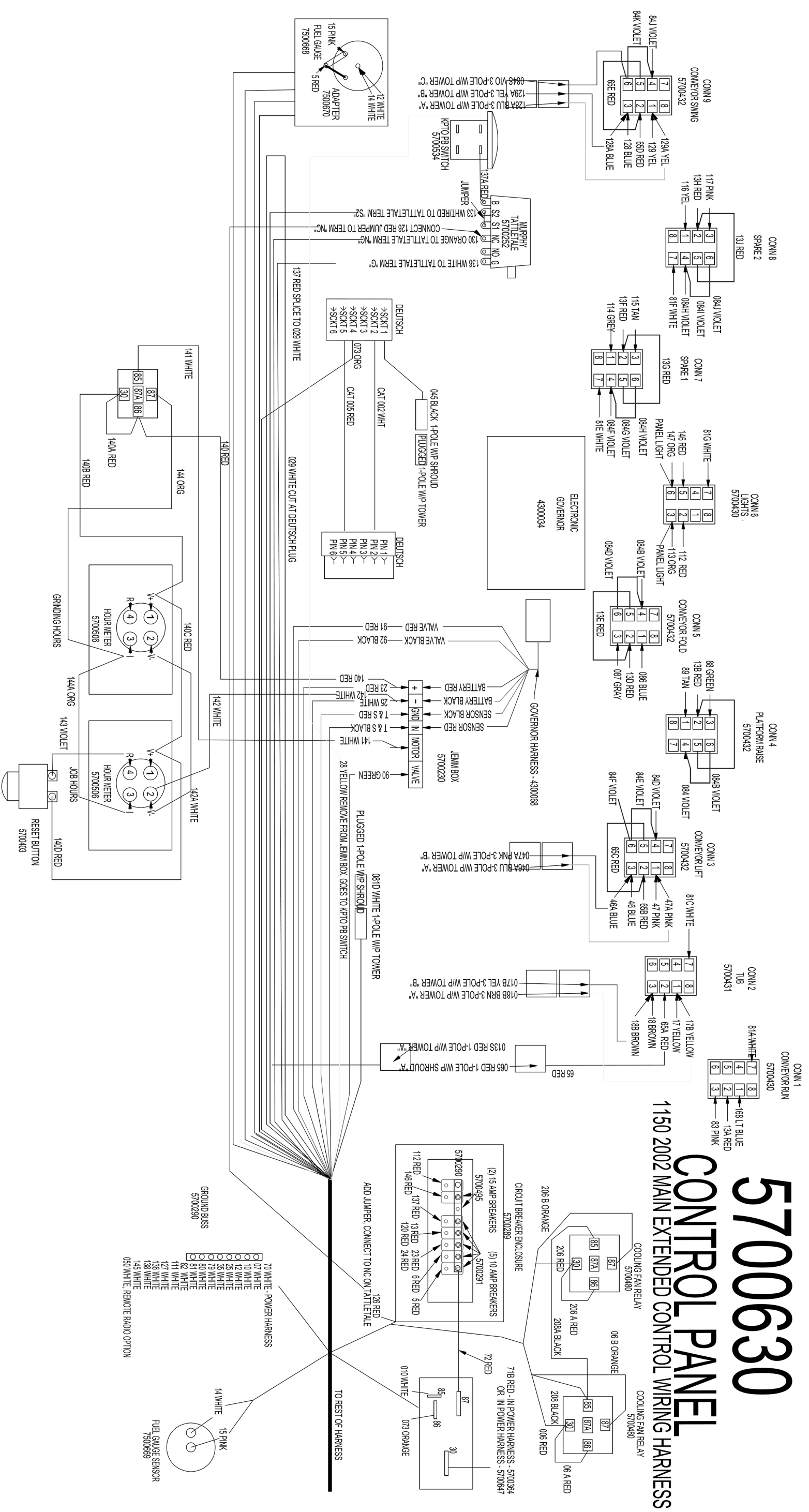
4000211 - 2 SPOOL ADDER VALVE			
HAY GUIDE LIFT	HAY GUIDE LOWER	103 BROWN	104 TAN
		080 M WHITE	080 N WHITE
SPARE #3	SPARE #3	105 LT BLUE	106 GREEN
		080 P WHITE	080 R WHITE

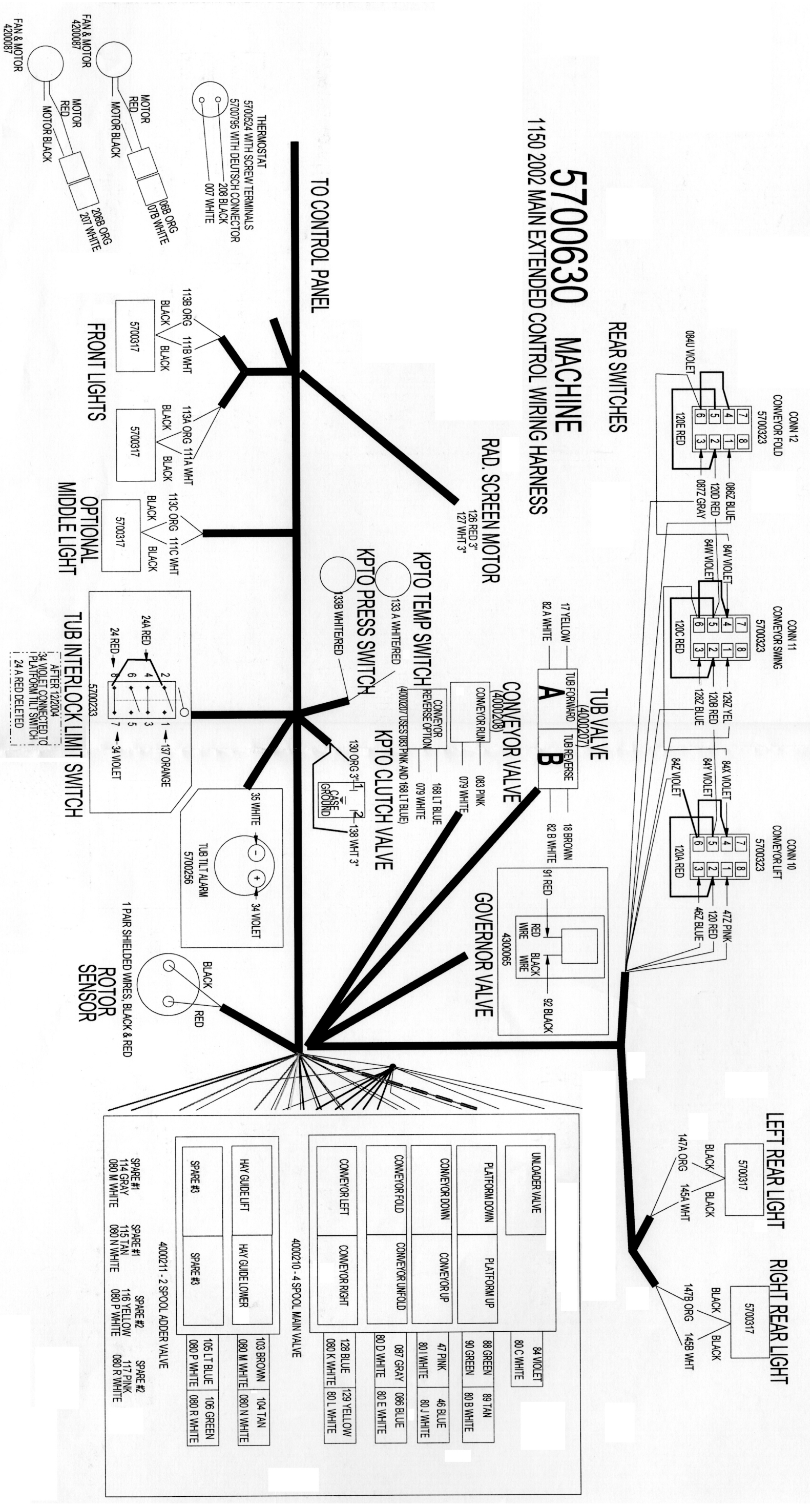
SPARE #1			
114 GRAY	115 TAN	116 YELLOW	117 PINK
080 M WHITE	080 N WHITE	080 P WHITE	080 R WHITE

CLUTCH OIL COOLING FAN WITH RELAY

DUAL CLUTCH OIL COOLING FANS

SEE 5700677 WHEN TWO FANS ARE USED

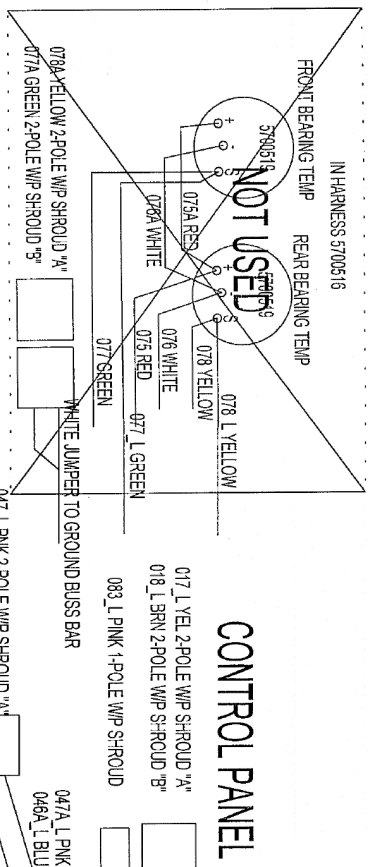





4000210 - 4 SPOOL MAIN VALVE			
UNLOADER VALVE		84 VIOLET	
PLATFORM DOWN	PLATFORM UP	80 C WHITE	
CONVEYOR DOWN	CONVEYOR UP	88 GREEN	89 TAN
		90 GREEN	80 B WHITE
CONVEYOR FOLD	CONVEYOR UNFOLD	47 PINK	46 BLUE
		80 I WHITE	80 J WHITE
CONVEYOR LEFT	CONVEYOR RIGHT	087 GRAY	086 BLUE
		80 D WHITE	80 E WHITE
		128 BLUE	129 YELLOW
		080 K WHITE	80 L WHITE

4000211 - 2 SPOOL ADDER VALVE			
HAY GUIDE LIFT	HAY GUIDE LOWER	103 BROWN	104 TAN
		080 M WHITE	080 N WHITE
SPARE #3	SPARE #3	105 LT BLUE	106 GREEN
		080 P WHITE	080 R WHITE
SPARE #1	SPARE #1	SPARE #2	SPARE #2
114 GRAY	115 TAN	116 YELLOW	117 PINK
080 M WHITE	080 N WHITE	080 P WHITE	080 R WHITE

CLUTCH OIL COOLING FAN WITH RELAY



CONTROL PANEL



1150 2004 LOADER WIRING HARNESS

5700518

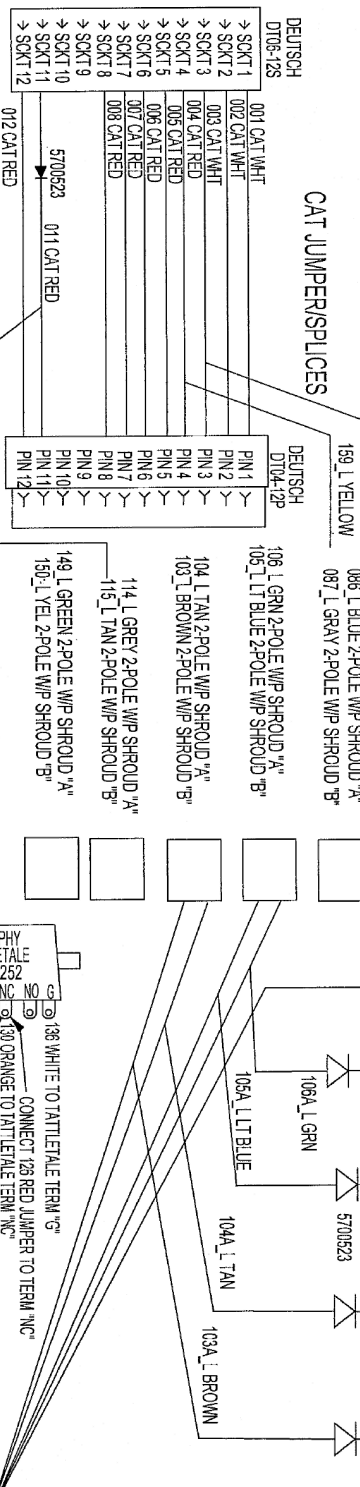
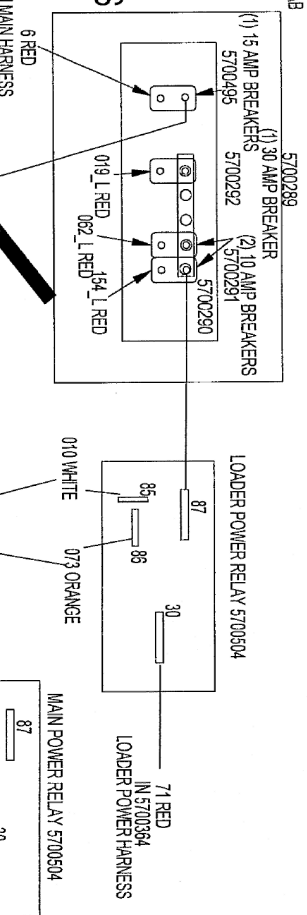
NOTE: LIS USED TO IDENTIFY THE WIRES AS PART OF THE LOADER HARNESS

Note - 019 L AND 020 L WERE USED FOR ADDITIONAL POWER SUPPLY TO THE CAB

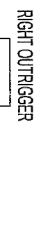
SPARE WIRES* 114 AND 115 WERE USED FOR ADDITIONAL POWER SUPPLY TO THE CAB

SPARE WIRES* 118 AND 117 WERE USED FOR ADDITIONAL GROUND WIRES

- GROUND BUSS
- 070 WHT MAIN POWER HARNESS
- 070 WHT LOADER POWER HARNESS
- 020 L WHT
- 099 L WHT
- 081 L WHT
- 082 L WHT
- 121 L WHT
- 157 L WHT



TO LOADER CAB



OUTRIGGER VALVE

ENGINE

PILOT SYSTEM VALVE

TACH SENDING UNIT

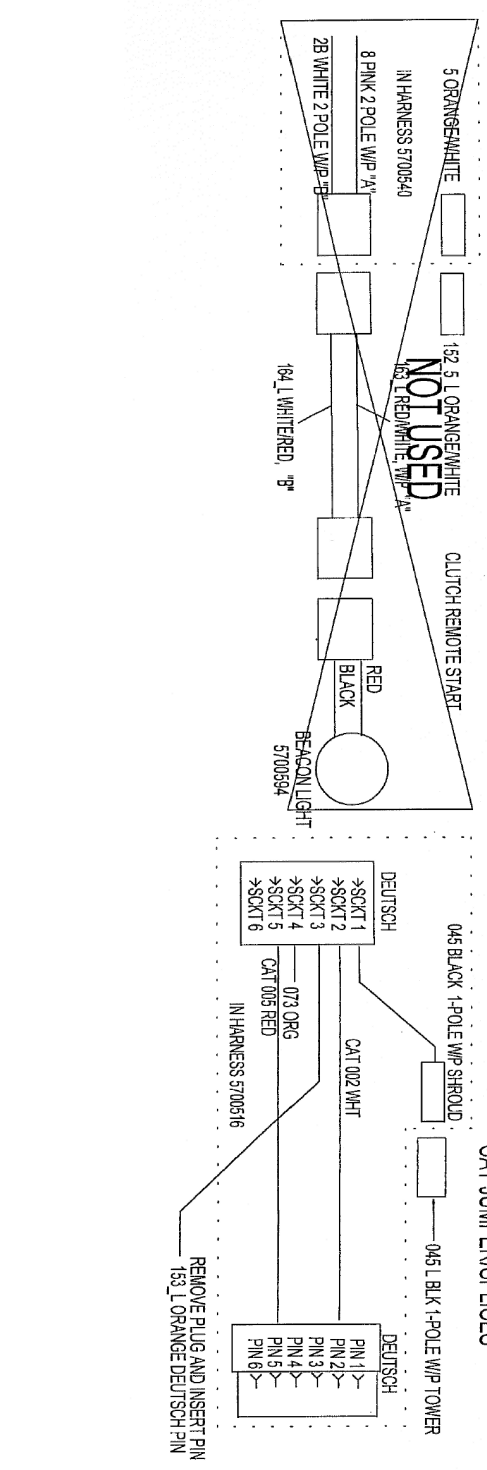
ENGINE TEMPERATURE SENDING UNIT

AC CLUTCH


OIL PRESSURE SENDING UNIT

CLUTCH REMOTE START

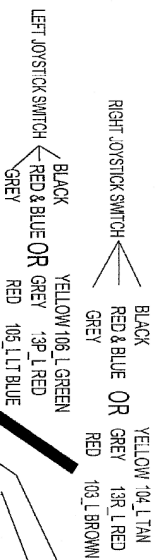
BEACON LIGHT



PILOT SYSTEM SWITCH



JOYSTICK SWITCHES

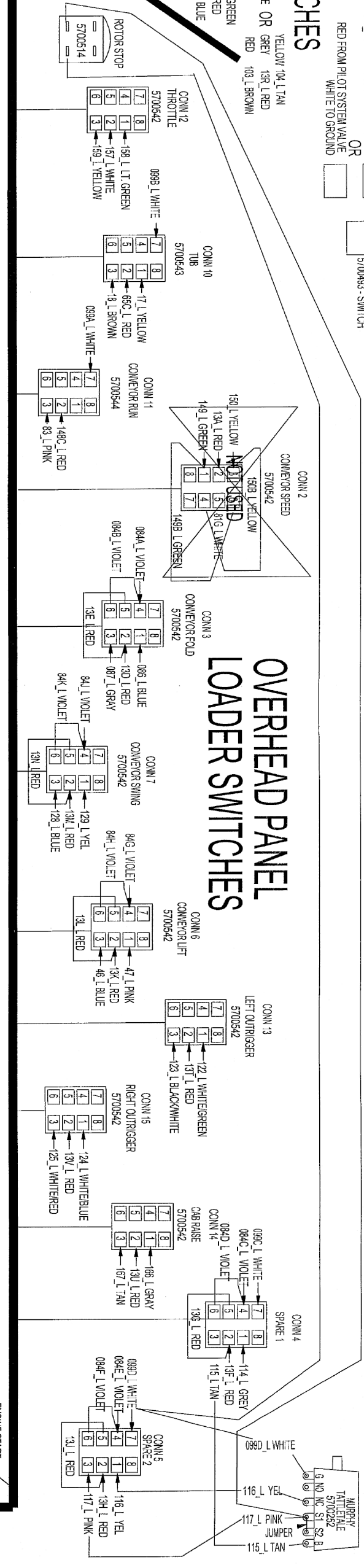


AC COMPRESSOR

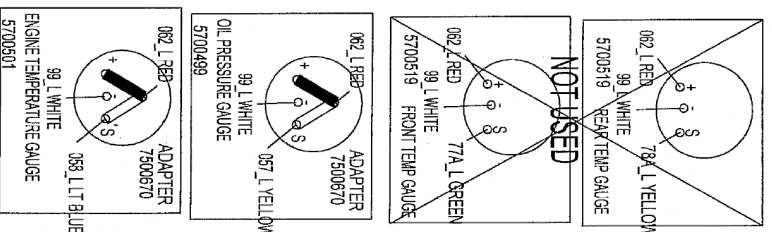
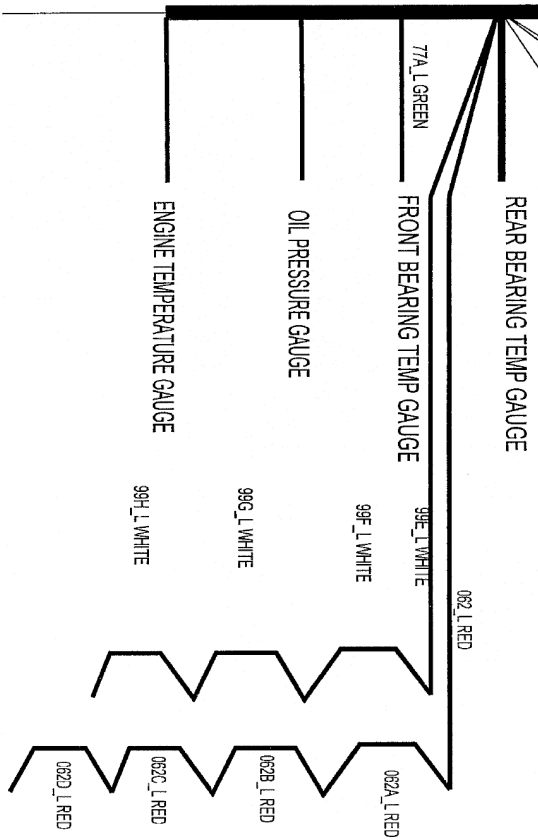
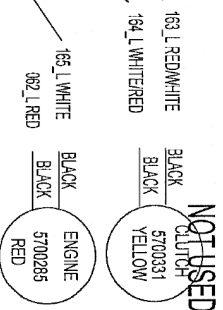
086 L ORANGE

SEE ALSO - LOADER CAB SCHEMATICS

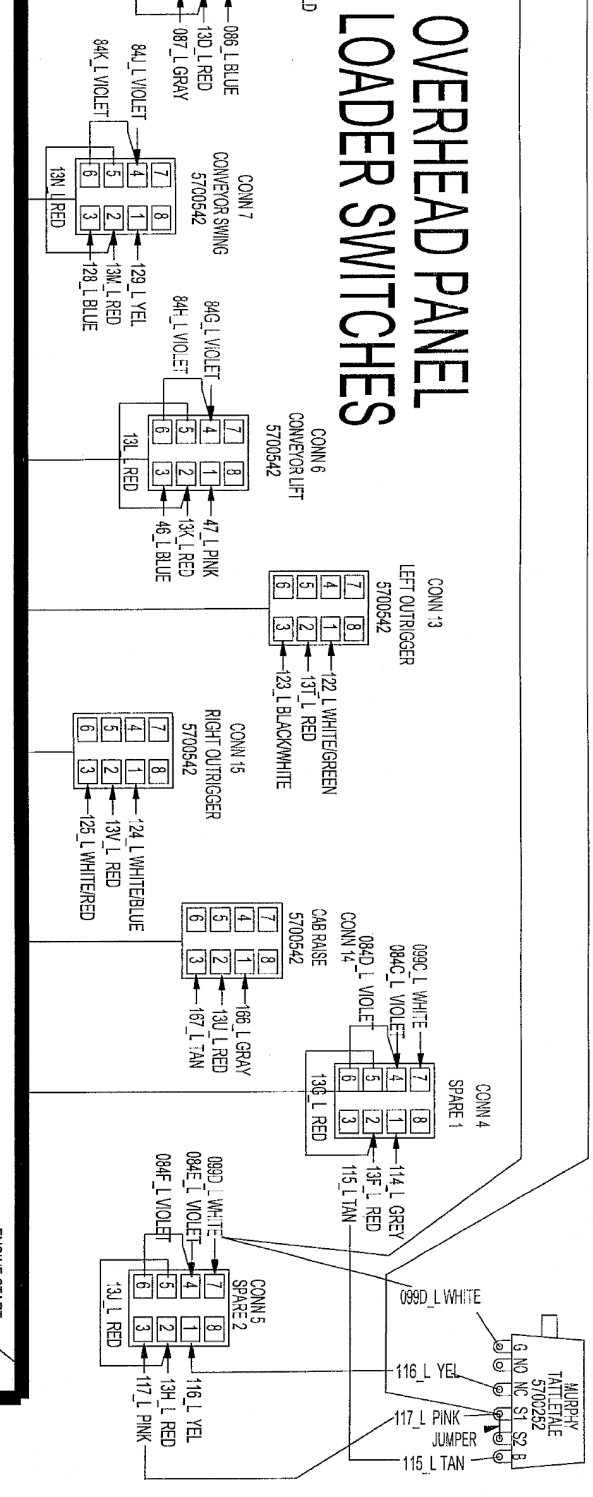
TO MACHINE



LOADER GAUGES



**OVERHEAD PANEL
LOADER SWITCHES**



HOOD CAB CONTROLS

SEE ALSO - LOADER CAB SCHEMATICS

019 L RED *** 6"

SPICE WITH 10 GAUGE RED WIRE IN LOADER WIRING

020 L WHITE #10 RING 6"

CONNECT TO FRAME GROUND IN LOADER

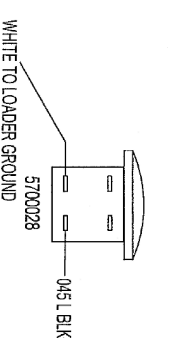
SPARE WIRES* 114 AND 115 WERE USED FOR ADDITIONAL POWER SUPPLY TO THE CAB

SPARE WIRES 116 AND 117 WERE USED FOR ADDITIONAL GROUND WIRES

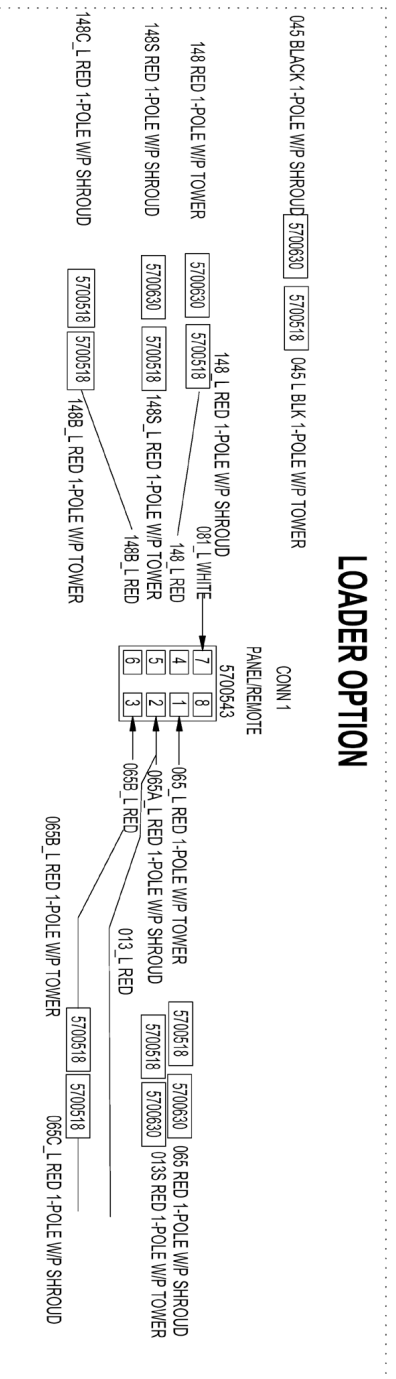
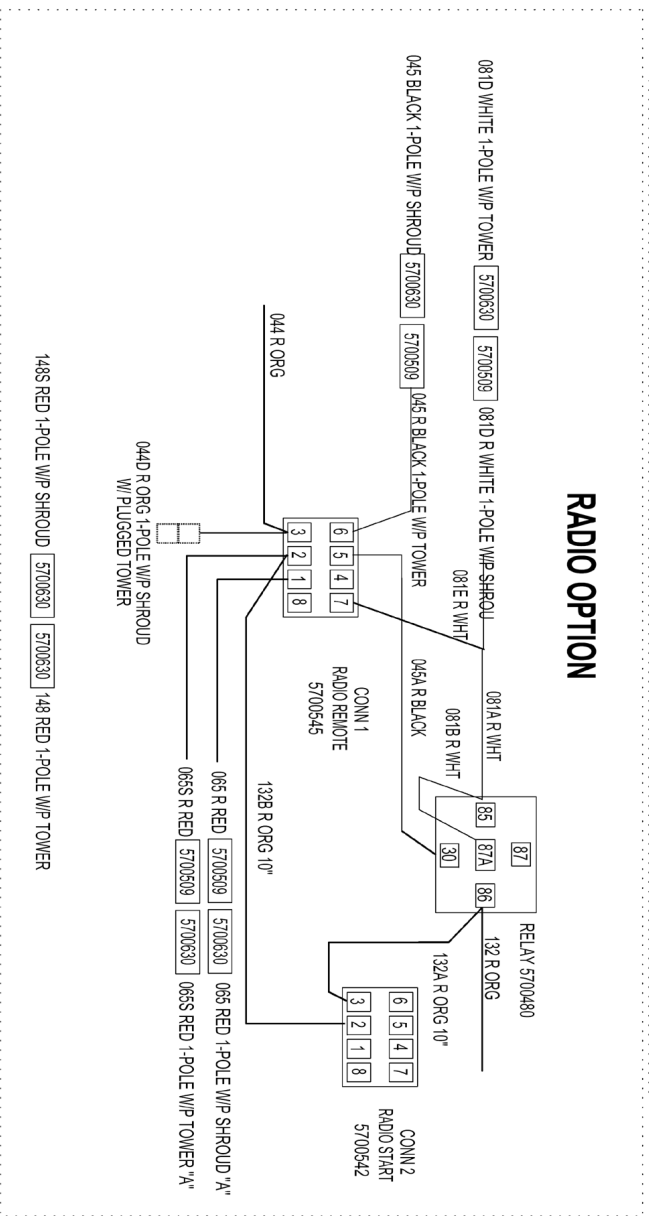
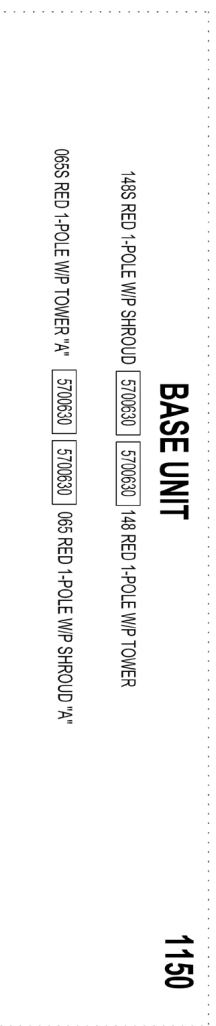
NOTE: L IS USED TO IDENTIFY THE WIRES AS PART OF THE LOADER HARNESS

**5700518
1150 LOADER CAB**

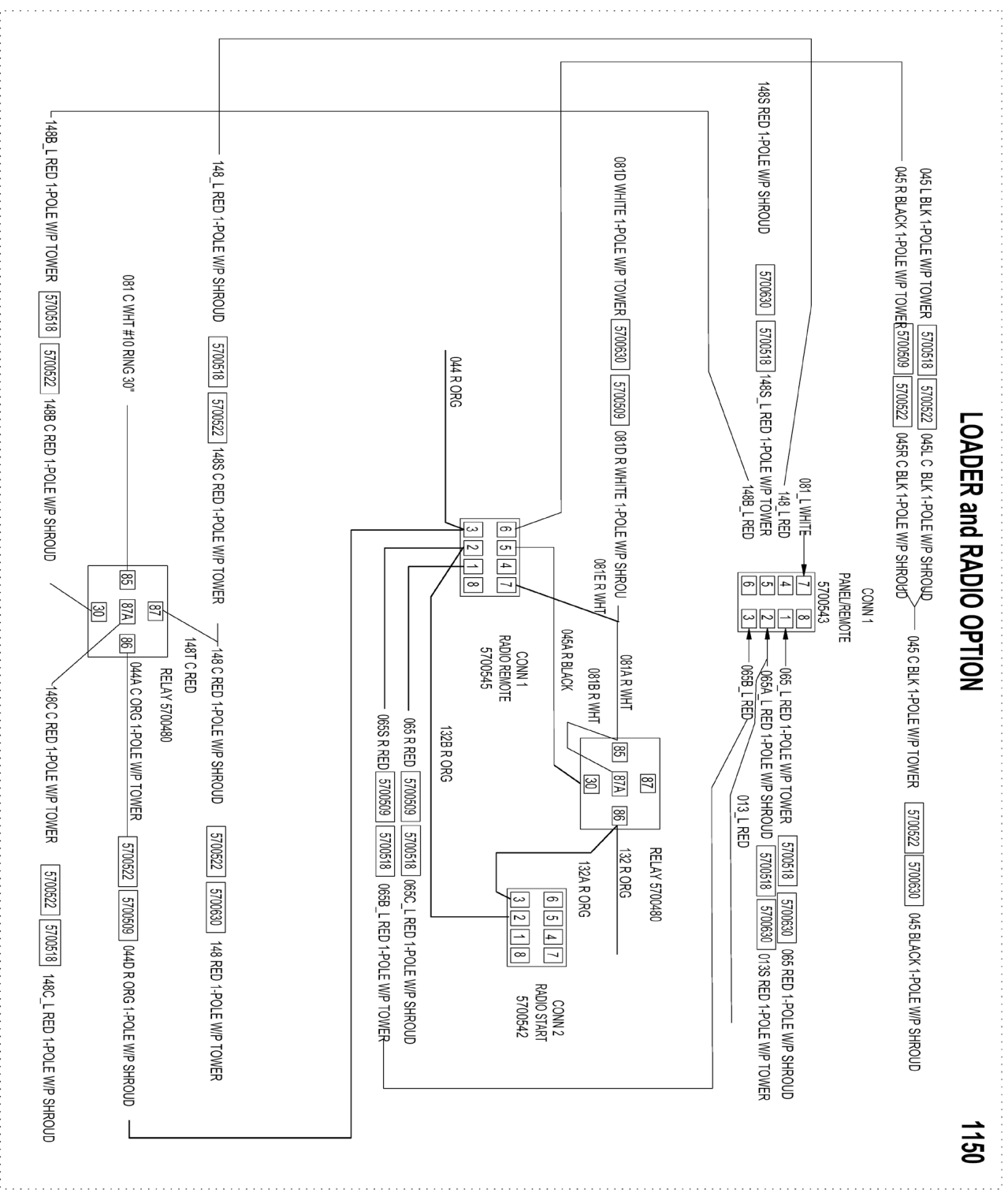
ENGINE KILL



155 BLACK TWISTED AND SHIELDED SOCKET 4
156 WHITE TWISTED AND SHIELDED SOCKET 3
DEUTSCH 6-PIN TOWER
TAGH - 5700368



- 5700509 - R - RADIO HARNESS 5700630 - MAIN SWITCH HARNESS 5700518 - L - LOADER HARNESS 5700522 - C - COMBINATION HARNESS



- 5700509 - R - RADIO HARNESS 5700630 - MAIN SWITCH HARNESS 5700518 - L - LOADER HARNESS 5700522 - C - COMBINATION HARNESS