


Manual 2: Parts Reference

1150TM / 1155TM

Tub Grinder

(For Serial Number 23-2-HJ-0191 & Up)




PRODUCT INFORMATION





0500137 • MAY 2018

DURATECH INDUSTRIES INTERNATIONAL INC.
PO Box 1940, JAMESTOWN, ND 58402-1940
TEL: (701) 252-4601 • FAX: (701) 252-0502
WWW.DURATECHINDUSTRIES.NET • WWW.HAYBUSTER.COM



HAYBUSTER[®]
A Tradition of Innovation Since 1966





1150TM / 1155TM **Tub Grinder**


Manual 2: Parts Reference

(For Serial Number 23-2-HJ-0191 & Up)


DuraTech Industries International Inc. (DuraTech) has made every effort to assure that this manual completely and accurately describes the operation and maintenance of the 1150TM / 1155TM Haybuster Tub Grinders as of the date of publication. DuraTech reserves the right to make updates to the machine from time to time. Even in the event of such updates, you should still find this manual to be appropriate for the safe operation and maintenance of your unit.

This manual, as well as materials provided by component suppliers to DuraTech are all considered to be part of the information package. Every operator is required to read and understand these manuals, and they should be located within easy access for periodic review.

 **DURATECH**[®] &  **HAYBUSTER**[®] are registered trademarks of Duratech Industries International, Inc.



HAYBUSTER[®]
A Tradition of Innovation Since 1966



FOREWORD



Foreword

All personnel must read and understand the following sections before operating the 1150/1155 Haybuster Tub Grinders.

- Foreword and Section 1, important safety information.
- Section 3, “Machine operation,” which explains normal operation of the machine.
- Section 3.1, “Pre-Operation Inspection”.

Appropriate use of unit

The 1150/1155 Haybuster Tub Grinders are designed to grind material into more palatable or manageable rations for your operation. It has multiple uses:

1. Grind most types of hay
 - Big round bales
 - Loose hay
 - Square bales
2. Grind most types of grain
 - Ear corn
 - Shell corn
 - High moisture corn
 - Most small grains




TABLE OF CONTENTS

3. Grind most types of crop residue
 - Stover
 - Straw
4. Grind various sizes
 - Screens are available from 1/8" to 8"
 - Combine screen sizes to get desired cut

Operator protection

As with all machinery, care needs to be taken in order to insure the safety of the operator and those in the surrounding area.



WARNING: The **OPERATOR IS RESPONSIBLE** for the safety of the operator and those in the surrounding area. Operators and those observing the operation of the 1150/1155 Haybuster Tub Grinder are recommended to wear head, eye, and ear protection, No loose clothing is allowed.




TABLE OF CONTENTS

PART 2: PARTS REFERENCE	1
MAINFRAME ASSEMBLY THRU S.N. 0278	2
MAINFRAME ASSEMBLY - DETAILS A & B	4
MAINFRAME ASSEMBLY - LOADER OPTION THRU S.N. 0278.....	6
MAINFRAME ASSEMBLY S.N. 0279 THRU 0305.....	8
MAINFRAME ASSEMBLY S.N. 0306 THRU 0335	10
MAINFRAME ASSEMBLY S.N. 0336 AND UP	12
CHASSIS SUBASSEMBLY - 1155 - FRONT	14
CHASSIS SUBASSEMBLY - 1155 - REAR.....	16
AXLE AND TIRES.....	18
PLATFORM ASSEMBLY - S.N. 23-2-HJ-0191 THRU 23-2-IJ-0231	20
PLATFORM ASSEMBLY - S.N. 23-2-IJ-0232 & UP	22
TUB ASSEMBLY - S.N. 23-2-HJ-0191 & UP	24
TUB DRIVE ASSEMBLY	26
TUB ROLLER ASSEMBLY.....	28
PRESSURE ROLLER ASSEMBLY	30
ROTOR ASSEMBLY (S.N. 0191 THRU 0305).....	32
ROTOR ASSEMBLY (S.N. 0306 & UP).....	34
1150 ROTOR BOX ASSEMBLY S.N. 0147 THRU 0211 1155 ROTOR BOX ASSEMBLY S.N. 0147 AND UP.....	36
1150 ROTOR BOX ASSEMBLY S.N. 0212 AND UP.....	38
1150 36" BELLY CONVEYOR ASSEMBLY S. N. 0147 TO 0211 1155 36" BELLY CONVEYOR ASSEMBLY ALL.....	40
1150 BELLY CONVEYOR ASSEMBLY S.N. 0212 THRU 0231	42
1150 BELLY CONVEYOR ASSEMBLY S.N. 0232 THRU 0254.....	44
1150 BELLY CONVEYOR ASSEMBLY S.N. 0255 THRU 0282.....	46
1150 BELLY CONVEYOR ASSEMBLY S.N. 0283 THRU 0305.....	48
1150 BELLY CONVEYOR ASSEMBLY S. N. 0306 & UP.....	50
BELLY AUGER OPTION	52
LOWER DISCHARGE CONVEYOR ASSEMBLY S.N. 0167 THRU 0211	54
LOWER DISCHARGE CONVEYOR ASSEMBLY S. N. 0212 THRU 0254... ..	56
LOWER DISCHARGE CONVEYOR ASSEMBLY S. N. 0255 THRU 0305	58
LOWER DISCHARGE CONVEYOR ASSEMBLY S. N. 0306 & UP.....	60
UPPER DISCHARGE CONVEYOR ASSEMBLY S.N. 0127 TO 0211.....	62
UPPER DISCHARGE CONVEYOR ASSEMBLY S.N. 0212 THRU 0254.....	64
UPPER DISCHARGE CONVEYOR ASSEMBLY S.N. 0255 THRU 0305.....	66
UPPER DISCHARGE CONVEYOR ASSEMBLY S.N. 0306 & UP.....	68
MATERIAL SLIDE ASSEMBLY S.N. 0127 AND UP	70
OVERSIZE LOAD ASSEMBLY	72
CONTROL PANEL FRAME ASSEMBLY THRU S.N. 0278.....	74




TABLE OF CONTENTS

TOP CONTROL PANEL ASSEMBLY THRU S.N. 0278	76
BOTTOM CONTROL PANEL ASSEMBLY THRU S.N. 0278	78
CONTROL PANEL FRAME ASSEMBLY S.N. 0279 & UP	80
CAT TIER 3 CONTROL PANEL 5400903	83
REAR AUXILIARY CONTROL PANEL ASSEMBLY - THREE SWITCH	84
REAR AUXILIARY CONTROL PANEL ASSEMBLY - FOUR SWITCH.....	85
ENGINE SHROUD ASSEMBLY - 475, 540 & 630 HP.....	86
ENGINE SHROUD ASSEMBLY - 475, 540 & 630 HP - DETAIL A.....	87
ENGINE SHROUD ASSEMBLY - 475, 540 & 630 HP - DETAILS B-E	88
ENGINE SHROUD ASSEMBLY -475, 540 & 630 HP - PARTS LIST	89
ROTARY SCREEN ASSEMBLY	90
ENGINE DUCTING - 475 AND 540 HP ENGINES	92
630 HP EXHAUST BRACKET S.N. UP TO 0305	94
630 HP EXHAUST BRACKET S.N. 0306 & UP.....	96
BATTERY BOX ASSEMBLY	98
BATTERY BOX ASSEMBLY - HOOD LOADER	100
DRIVE LINE ASSEMBLY - 475 HP.....	102
DRIVE LINE ASSEMBLY – 540 HP AND 630 HP.....	104
HYDRAULIC CONVEYOR VALVE 4000208.....	106
HYDRAULIC PARTS - TUB VALVE 4000207.....	107
HYDRAULIC AUXILIARY VALVE 4000210	108
HYDRAULIC MANIFOLD BLOCK VALVE 4000211	109
HYDRAULIC AUXILIARY VALVE 4000503	110
HYDRAULIC CYLINDER PARTS	112
ORBIT MOTOR.....	114
HYDRAULIC OIL TANK ASSEMBLY.....	116
FUEL TANK ASSEMBLY - 1155 ONLY	118
FUEL TANK ASSEMBLY OPTION - 1150	120
HYDRAULIC TUBE CLAMP ASSEMBLY.....	122
FUEL COOLER.....	124
HYDRAULIC OIL COOLER THRU S.N. 0278	126
HYDRAULIC OIL COOLER S.N. 0279 & UP.....	128
475 CLUTCH WITH FLUID COUPLER OIL COOLER.....	130
540 & 630 CLUTCH WITH FLUID OIL COUPLER S.N. 0191 THRU 0254 ...	132
540 & 630 CLUTCH WITH FLUID OIL COUPLER S.N. 0255 & UP.....	134
HYDRAULIC PUMP LOCATION WITH NO LOADER THRU S.N. 23-2-IJ-0231	136
HYDRAULIC PUMP LOCATION WITH NO LOADER S.N. 23-2-10-0232 & UP.....	138
HYDRAULIC PUMP LOCATION WITH LOADER THRU S.N. 23-2-IJ-0231	140




TABLE OF CONTENTS

HYDRAULIC PUMP LOCATION WITH LOADER S.N. 23-2-10-0232 & UP.....	142
LOADER PUMP THRU S.N. 0282	144
LOADER PUMP S.N. 0283 & UP.....	146
LOADER PILOT THRU S.N. 0282	148
LOADER PILOT S.N. 0283 & UP	150
DISCHARGE CONVEYOR MOTOR	152
LIFT & FOLD CYLINDERS.....	154
MANIFOLD VALVE BLOCK.....	156
CONVEYOR SWING CYLINDERS	158
BELLY CONVEYOR MOTOR.....	160
TUB TILT CYLINDER.....	162
AUXILIARY VALVE FITTINGS THRU S.N. 0278.....	164
AUXILIARY VALVE FITTINGS S.N. 0279 & UP	166
CONVEYOR RUN VALVE THRU S.N. 0278.....	168
CONVEYOR RUN VALVE S.N. 0279 & UP	170
1150 PRESSURE GUAGES THRU S.N. 0278 1155 PRESSURE GUAGES	172
1150 PRESSURE GUAGES S.N. 0279 & UP.....	174
TUB DRIVE MOTOR THRU S.N. 0278	176
TUB DRIVE MOTOR S.N. 0279 AND UP.....	178
GOVERNOR VALVE	180
AUXILIARY VALVE THRU S.N. 0278.....	182
AUXILIARY VALVE S.N. 0279 & UP	184
HYDRAULIC OIL TANK A.....	186
HYDRAULIC OIL TANK B	188
GRAPPLE LOADER.....	190
CONVEYOR RUN VALVE WITH REVERSE THRU S.N. 0278.....	192
CONVEYOR RUN VALVE WITH REVERSE S.N. 0279 & UP	194
BELLY CONVEYOR MOTOR WITH REVERSE THRU S.N. 0278.....	196
BELLY CONVEYOR MOTOR WITH REVERSE S.N. 0279 & UP.....	198
AUGER HYDRAULICS WITH FLOW CONTROL - OVERVIEW.....	200
AUGER HYDRAULICS WITH FLOW CONTROL - DETAIL A	201
AUGER HYDRAULICS WITH FLOW CONTROL - DETAIL B	202
AUGER HYDRAULICS WITH FLOW CONTROL - DETAIL C	203
AUGER HYDRAULICS WITH FLOW CONTROL - PARTS LIST	205
CONVEYOR HYDRAULIC CIRCUIT	206
HAY GUIDE HYDRAULIC CIRCUIT.....	207
TUB HYDRAULIC CIRCUIT	208
24V STANDARD SCHEMATIC	208
MAIN HARNESS – LOADER PANEL (5700698).....	208
MAIN HARNESS – CONTROL PANEL (5700758).....	208
REMOTE RADIO SCHEMATIC	209




TABLE OF CONTENTS

MAIN HARNESS - MACHINE (5700759-761)	210
LIGHTS & SENSOR HARNESS (5700760-762)	210
LOADER HARNESS - CONTROL PANEL (5700763)	210
LOADER HARNESS ENGINE - ENGINE SECTION (5700764).....	210
WIRING COMBINATIONS FOR RADIO & LOADER OPTIONS	210
WIRING HARNESSES	210
CATERPILLAR TIER 3 CONTROL PANEL JUMPER	211
LOADER CAB SCHEMATIC	212
5700775 POWER HARNESS, 1 RELAY & 5700786 1150/1155 POWER HARNESS	213
5700776 POWER HARNESS, 2 RELAYS & 5700787 1150/1155 GRAPPLE LOADER POWER HARNESS	214
5700770 KPTO CLUTCH STANDARD MACHINE & 5700822 KPTO CLUTCH EXTENDED MACHINE	215
5700769 KPTO COUPLER PANEL.....	216
R100E STANDARD RADIO HARNESS (5700774).....	217
WIRING HARNESS FOR TAIL LIGHTS	218
FLUID COUPLER SCHEMATIC	219
1150 LADDER.....	220
CAT CONNECTIONS	221
CONVEYOR RAISE AND SWING.....	222
LIGHTS, RADIATOR SCREEN MOTOR, FUEL GAUGE	223
TUB TILT, CONVEYOR FOLD	224
TUB CONVEYOR FWD/REV #1	225
TUB CONVEYOR FWD/REV #2.....	226
5701028 KPTO CLUTCH MACHINE.....	227
5701029 POWER HARNESS.....	228
5701030 GRAPPLE LOADER POWER HARNESS.....	229
5701033 POWER HARNESS.....	230
OMNEX RADIO REMOTE CONTROL	231
UNIVERSAL AIR BRAKE PARTS	232
UNITED STATES AIR BRAKES.....	234
GRAIN HOPPER ASSEMBLY (OPTIONAL).....	236
SCREEN RACK (OPTIONAL) S.N. UP TO 0166.....	240
SCREEN RACK (OPTIONAL) S.N. 0167 AND UP	242
MILL GRATE AND GEYSER PLATE ASSEMBLY (OPTIONAL)	244
MAGNETIC ROLLER ASSEMBLY (OPTIONAL)	246
MATERIAL GUIDE ASSEMBLY (OPTIONAL)	248
HAY GUIDE PARTS (OPTIONAL)	250




TABLE OF CONTENTS

HAY GUIDE HYDRAULIC CYLINDER (OPTIONAL).....	252
HAY GUIDE HYDRAULIC VALVE BLOCK (OPTIONAL).....	253
GRAPPLE LOADER CAB - LOADER OPTION	254
GRAPPLE STOP - LOADER OPTION	256
CAB LADDER ASSEMBLY - LOADER OPTION THRU S.N. 0231.....	258
CAB LADDER ASSEMBLY - LOADER OPTION S.N. 0231 & UP	260
CAB SWITCHES AND GAUGES - LOADER OPTION.....	262
HAY FORK ASSEMBLY - LOADER OPTION	264
GRAPPLE LOADER REST - LOADER OPTION	266
LEG EXTENSION - LOADER OPTION	268
4704135 HOOD LOADER POWER UNIT KIT	270
HARNES FOR 4704135 HOOD LOADER POWER UNIT KIT	273
DECALS	274
1150/1155 WEAR PARTS.....	276
1150/1155 TUB GRINDER DOCUMENTATION COMMENT FORM.....	277
APPENDIX A SCHEMATIC FOLDOUTS	279
TUB HYDRAULIC CIRCUIT	FO-1
24V STANDARD SCHEMATIC	FO-2
MAIN HARNES - LOADER PANEL (5700698)	FO-3
MAIN HARNES - CONTROL PANEL (5700758).....	FO-4
MAIN HARNES - MACHINE (5700759-761).....	FO-5
LIGHTS AND SENSOR HARNES (5700760-762).....	FO-6
LOADER HARNES - CONTROL PANEL (5700763)	FO-7
LOADER HARNES - ENGINE SECTION (5700764).....	FO-8
WIRING COMBINATIONS FOR RADIO AND LOADER OPTIONS.....	FO-9
MAIN HARNES - CONTROL PANEL (5701025).....	FO-10
CONTROL PANEL (5701031)	FO-11
LOADER OPTION - HARNES (5701032).....	FO-12









TABLE OF CONTENTS



Sound Pressure Level and Sound Power Level Information

The Duratech Industries International, Incorporated Model 1150 Sound Pressure and Sound Power Levels per EN ISO 11202 are as follows:

Model No: 1150	Serial No: 29-2-11J-0200	Year of Construction: 2011	
		Operating	Idle
L_{pAm} (Operator Position)		100 dB (A)	88 dB (A)
L_{pAm} (Bystander Position)		97 dB (A)	82 dB (A)
Peak C-weighted instantaneous SPL in the Operator's position L_{pcPeak}		104 dB (c)	---
Sound power emitted where the equivalent continuous A-weighted SPL exceeds 80 dB (A).		10.0 Bel	---
The average difference between the extraneous noise level and the sound intensity level at each measuring point is:		$L_{pAm} \Delta = 9 \text{ dB (A)}$	
Ambient Correction Factor K3A calculated according to EN ISO 11204 Appendix A.		4 dB (A)	
Measurements were made at a height of 1.5 m and 1 m from the Operator Position and all four sides of the equipment.			
<p>The figures quoted are emission levels and are not necessarily safe working levels. While there is a correlation between the emission and exposure levels this cannot be used reliably to determine whether or not further precautions are required.</p> <p>Factors that influence the actual level of exposure of the workforce include characteristics of the work room, the other sources of noise, etc. such as the number of machines and other adjacent processes. Also, the permissible level of exposure can vary from country to country.</p> <p>This information, however, will enable the user of the machine to make a better evaluation of the hazard and risk.</p>			
	Duratech International Industries, Incorporated 3780 Hwy 281 SE Jamestown, ND 58401 USA		



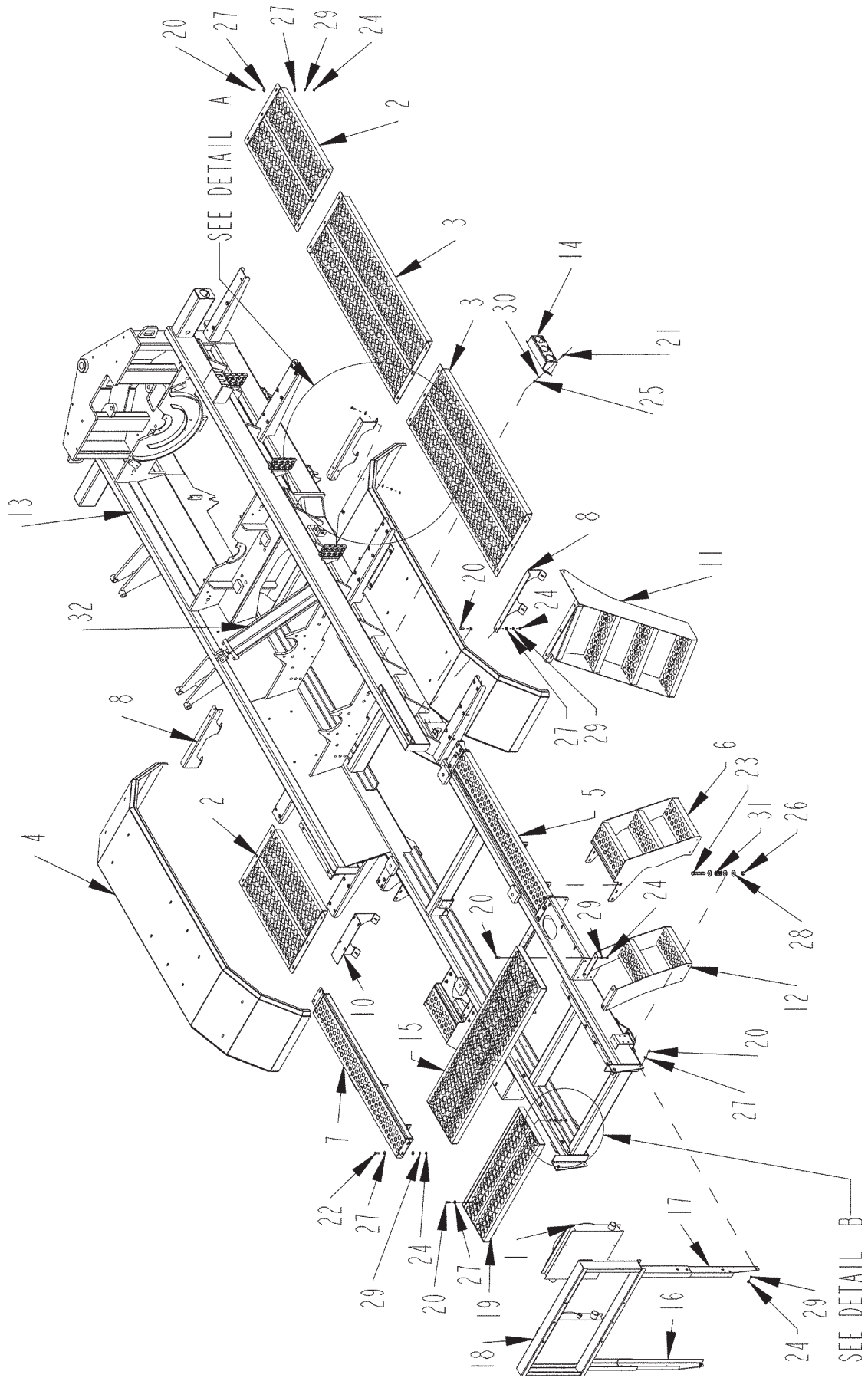
1150TM / 1155TM

Tub Grinder

(For Serial Number 23-2-HJ-0191&Up)

**Part 2:
Parts Reference**

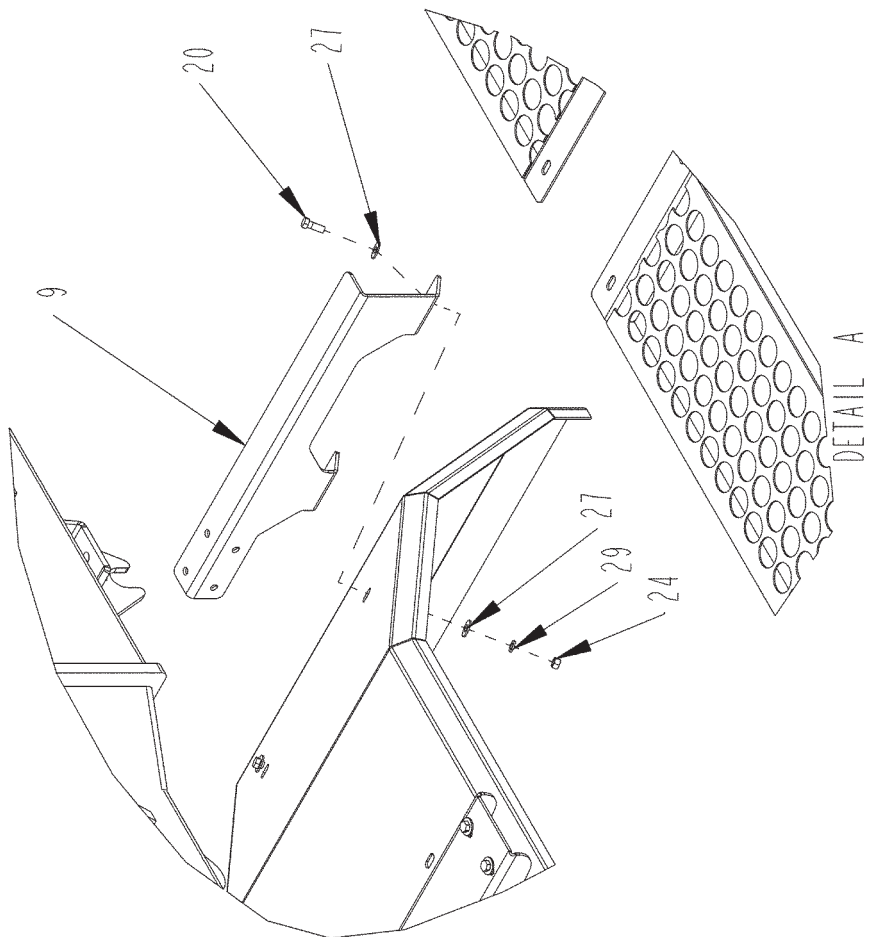
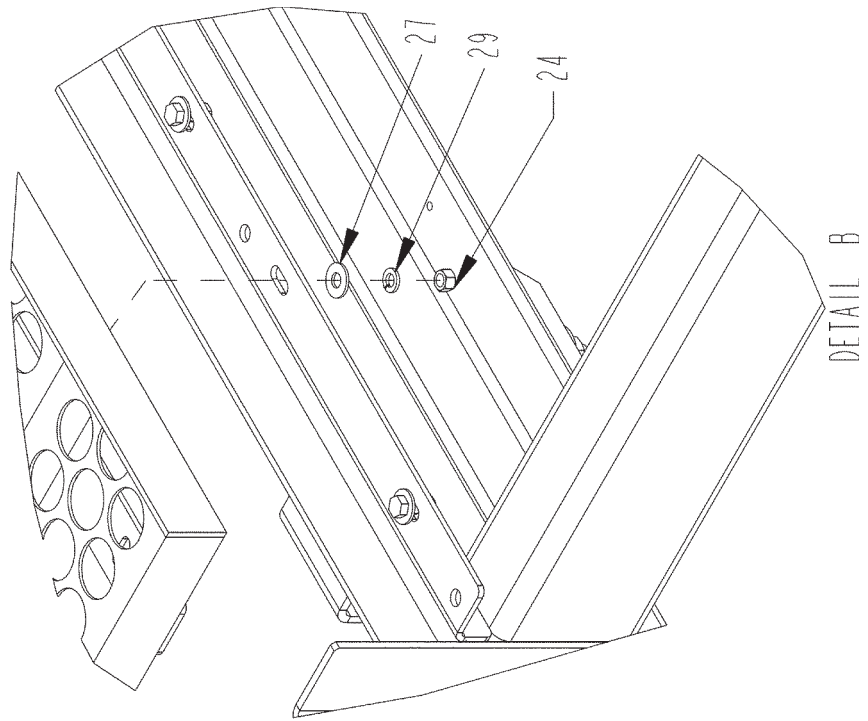
MAINFRAME ASSEMBLY THRU S.N. 0278



MAINFRAME ASSEMBLY THRU S.N. 0278

ITEM	PART	QTY.	PART DESCRIPTION
1	4200122	2	RAD\HYD\KPTO19\DCS20\24V
2	4501527	2	DECK\SRV\RTR
3	4501528	2	DECK\SERV\RTR
4	4501531	2	FNDR\TRK\1150
5	4501560	1	DECK\SEVR\ENG
6	4501561	2	STEP\SERV\ENGINE
7	4501562	1	DECK\SEVR\ENG
8	4501727	2	BRKT\FNDR
9	4501728	1	BRKT\FNDR
10	4501729	1	MNT\FNDR\
11	4501732	1	LDDR\SERV\RTR
11a	4501742		LDDR\SERV\RTR\2STEP
12	4501776	1	LDDR\SERV\RAD\STEP\2\16"
12a	4502000		LDDR\SERV\RAD\STEP\2
13	4501777	1	FRM\MAIN (FOR SN UP TO 0211)
13a	4502033	1	FRM\MAIN\1150 (FOR SN 0212 &UP)
14	4501922	1	BRKT\GAUGE
15	4502030	1	WALKWAY\FRONT\1150
16	4502078	1	CHNNL\BRKT\RAD\KPTO (THRU SN 0231 WITHOUT LOADER)
16a	4502568		CHNNL\BRKT\RAD\KPTO
17	4502079	1	CHNNL\BRKT\RAD\KPTO (THRU SN 0231 WITHOUT LOADER)
17a	4502569		CHNNL\BRKT\RAD\KPTO
18	4502080	1	BRKT\RAD\KPTO (THRU SN 0231 WITHOUT LOADER)
18a	4502570		BRKT\RAD\KPTO
19	4502094	1	WALKWAY\FRONT\1150
20	4800003	75	BOLT\HEX\3/8X1
21	4800013	4	BOLT\HEX\5/16X1
22	4800098	10	BOLT\HEX\3/8X1-1/4\NC
23	4800100	8	BOLT\HEX\5/8X4
24	4900002	95	NUT\HEX\3/8\NC
25	4900003	4	NUT\HEX\5/16\NC
26	4900012	8	NUT\TPLCK\5/8\NC
27	5000001	157	WASH\FLAT\3/8
28	5000002	24	WASH\FLAT\5/8
29	5000019	95	WASH\LOCK\3/8
30	5000022	4	WASH\LOCK\5/16
31	6100005	8	SPRNG\249OT\13/16ID\1-5/16OD
32	4100144	1	CYL\HYD\4X30\1-3/4 ROD\CLEVIS ENDS\O-RING PORTS
NOT SHOWN			
	4500737	1	STOP\CYL\PLFRM
	4703712	1	PIN\PLFRM\TILT_CYL
	4800046	1	PIN\CLEVIS\3/4X3
	4800107	1	PIN\HAIR\1/8(#9)

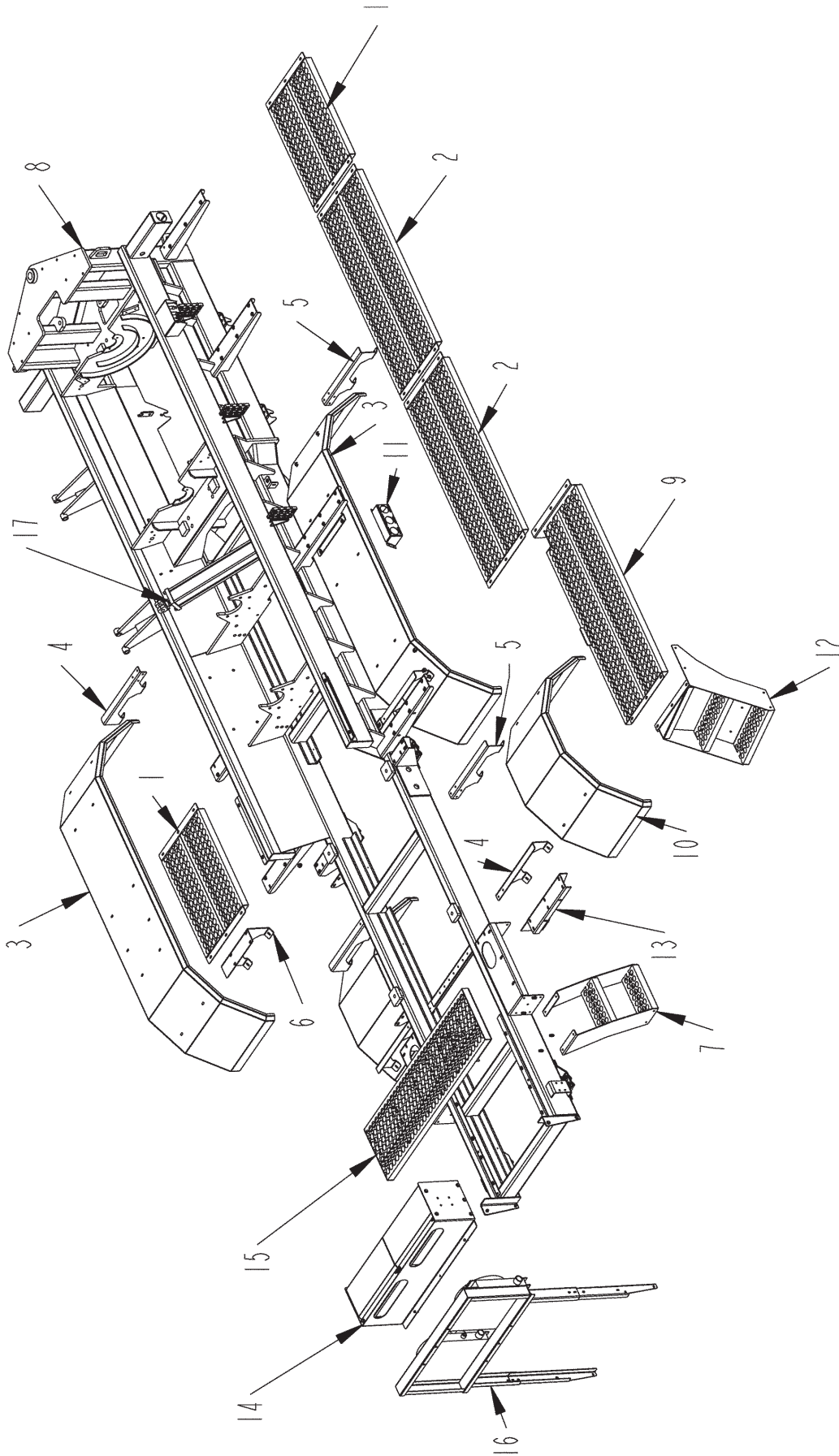
MAINFRAME ASSEMBLY - DETAILS A & B



MAINFRAME ASSEMBLY - DETAILS A & B

ITEM	PART	QTY.	PART DESCRIPTION
1	4200122	2	RAD\HYD\KPTO19\DCS20\24V
2	4501527	2	DECK\SRV\RTR
3	4501528	2	DECK\SERV\RTR
4	4501531	2	FNDR\TRK\1150
5	4501560	1	DECK\SEVR\ENG
6	4501561	2	STEP\SERV\ENGINE
7	4501562	1	DECK\SEVR\ENG
8	4501727	2	BRKT\FNDR
9	4501728	1	BRKT\FNDR
10	4501729	1	MNT\FNDR\
11	4501732	1	LDDR\SERV\RTR
11a	4501742		LDDR\SERV\RTR\2STEP
12	4501776	1	LDDR\SERV\RAD\STEP\2\16"
12a	4502000		LDDR\SERV\RAD\STEP\2
13	4501777	1	FRM\MAIN (FOR SN UP TO 0211)
13a	4502033	1	FRM\MAIN\1150 (FOR SN 0212 &UP)
14	4501922	1	BRKT\GAUGE
15	4502030	1	WALKWAY\FRONT\1150
16	4502078	1	CHNNL\BRKT\RAD\KPTO (THRU SN 0231 WITHOUT LOADER)
16a	4502568		CHNNL\BRKT\RAD\KPTO
17	4502079	1	CHNNL\BRKT\RAD\KPTO (THRU SN 0231 WITHOUT LOADER)
17a	4502569		CHNNL\BRKT\RAD\KPTO
18	4502080	1	BRKT\RAD\KPTO (THRU SN 0231 WITHOUT LOADER)
18a	4502570		BRKT\RAD\KPTO
19	4502094	1	WALKWAY\FRONT\1150
20	4800003	75	BOLT\HEX\3/8X1
21	4800013	4	BOLT\HEX\5/16X1
22	4800098	10	BOLT\HEX\3/8X1-1/4\NC
23	4800100	8	BOLT\HEX\5/8X4
24	4900002	95	NUT\HEX\3/8\NC
25	4900003	4	NUT\HEX\5/16\NC
26	4900012	8	NUT\TPLCK\5/8\NC
27	5000001	157	WASH\FLAT\3/8
28	5000002	24	WASH\FLAT\5/8
29	5000019	95	WASH\LOCK\3/8
30	5000022	4	WASH\LOCK\5/16
31	6100005	8	SPRNG\249OT\13/16ID\1-5/16OD
32	4100144	1	CYL\HYD\4X30\1-3/4 ROD\CLEVIS ENDS\O-RING PORTS
NOT SHOWN			
	4500737	1	STOP\CYL\PLFRM
	4703712	1	PIN\PLFRM\TILT_CYL
	4800046	1	PIN\CLEVIS\3/4X3
	4800107	1	PIN\HAIR\1/8(#9)

MAINFRAME ASSEMBLY - LOADER OPTION THRU S.N. 0278

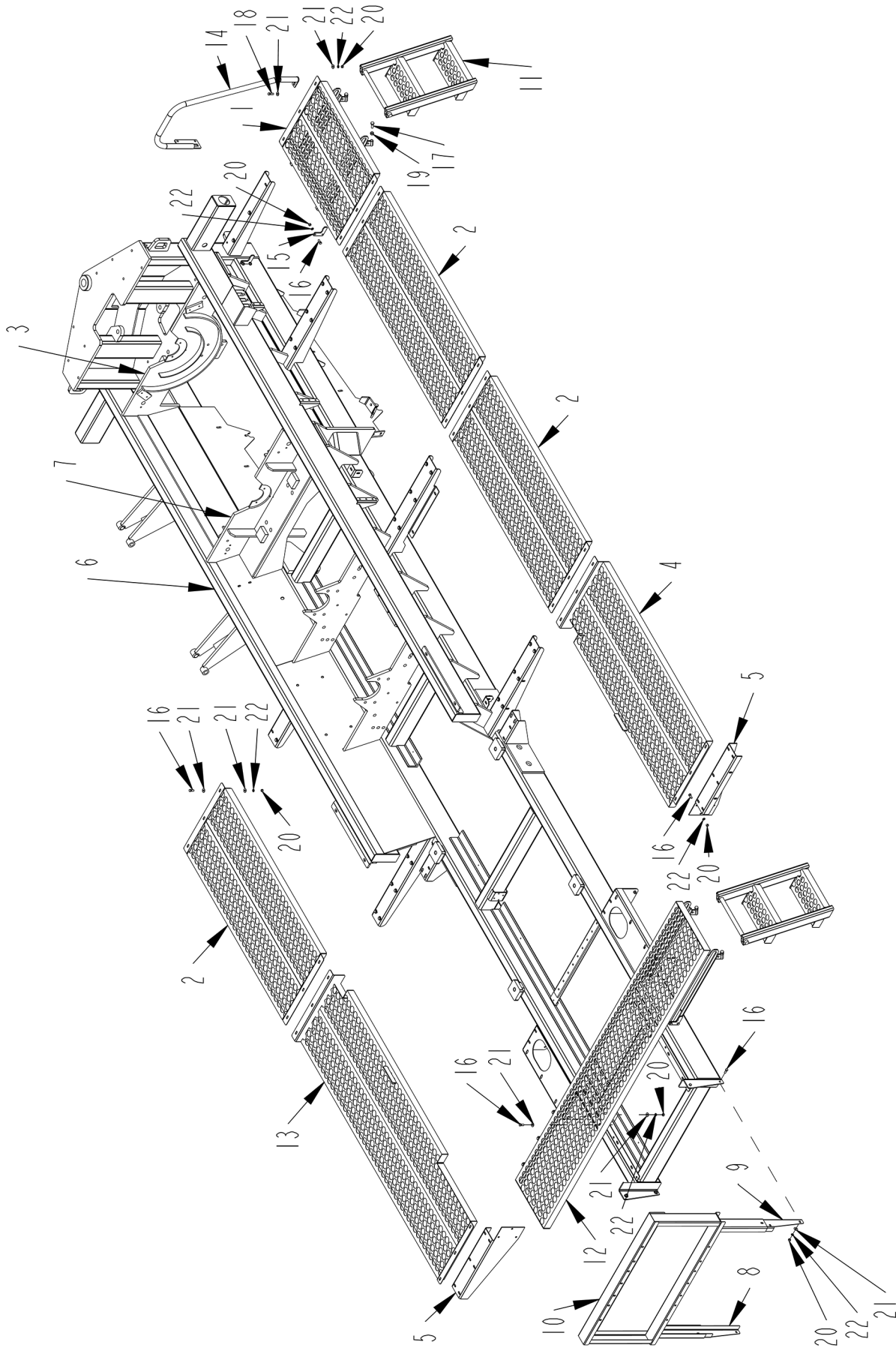


MAINFRAME ASSEMBLY - LOADER OPTION THRU S.N. 0278

ITEM	PART	QTY.	PART DESCRIPTION
1	4501527	2	DECK\SRV\RTR
2	4501528	2	DECK\SERV\RTR
3	4501531	2	FNDR\TRK\1150
4	4501727	4	BRKT\FNDR
5	4501728	3	BRKT\FNDR
6	4501729	1	MNT\FNDR\
7	4501776	1	LDDR\SERV\RAD\STEP\2\16"
7A	4502000		LDDR\SERV\RAD\STEP\2
8	4501777	1	FRMMAIN (FOR SN UP TO 0211)
8A	4502033	1	FRMMAIN\1150 (FOR SN 0212 & UP)
9	4501822	1	WALKWAY\SERV
10	4501825	2	FNDR\TRK\1150
11	4501922	1	BRKT\GAUGE
12	4502019	1	LDDR\SERV\RTR
13	4502020	1	BRKT\STEP
14	4502021	1	ASSY\BOX\BATTERY\525
15	4502030	1	WALKWAY\FRONT\1150
16	4502570	1	BRKT\RAD\KPTO
16A	4502568	1	CHNNL\BRKT\RAD\KPTO
16B	4502569	1	CHNNL\BRKT\RAD\KPTO
17	4100144	1	CYL\HYD\4X30\1-3/4 ROD\CLEVIS ENDS\O-RING PORTS

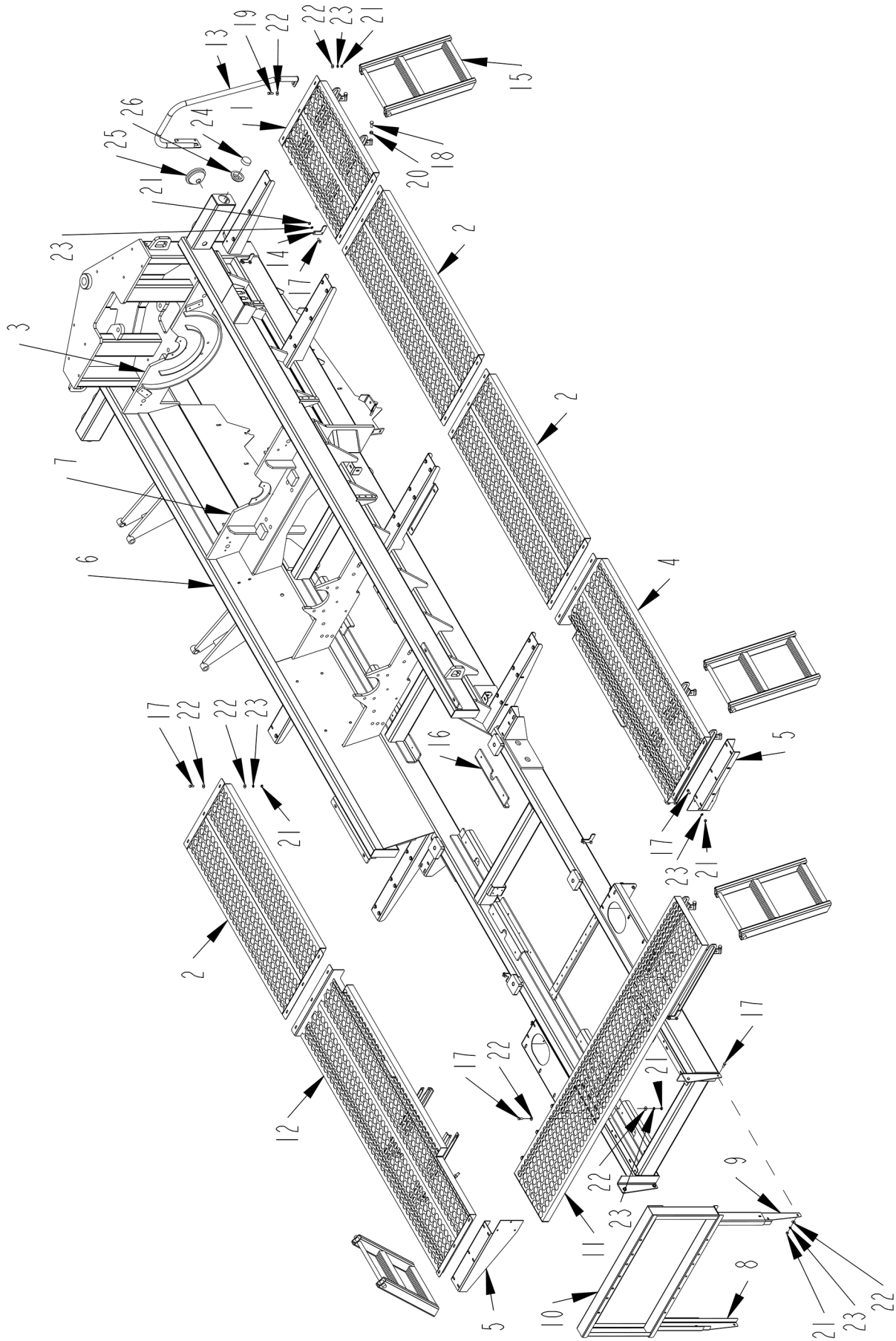
NOT SHOWN

	4500737	1	STOP\CYL\PLFRM
	4703712	1	PIN\PLFRM\TILT_CYL
	4800046	1	PIN\CLEVIS\3/4X3
	4800107	1	PIN\HAIR\1/8(#9)



MAINFRAME ASSEMBLY S.N. 0279 THRU 0305

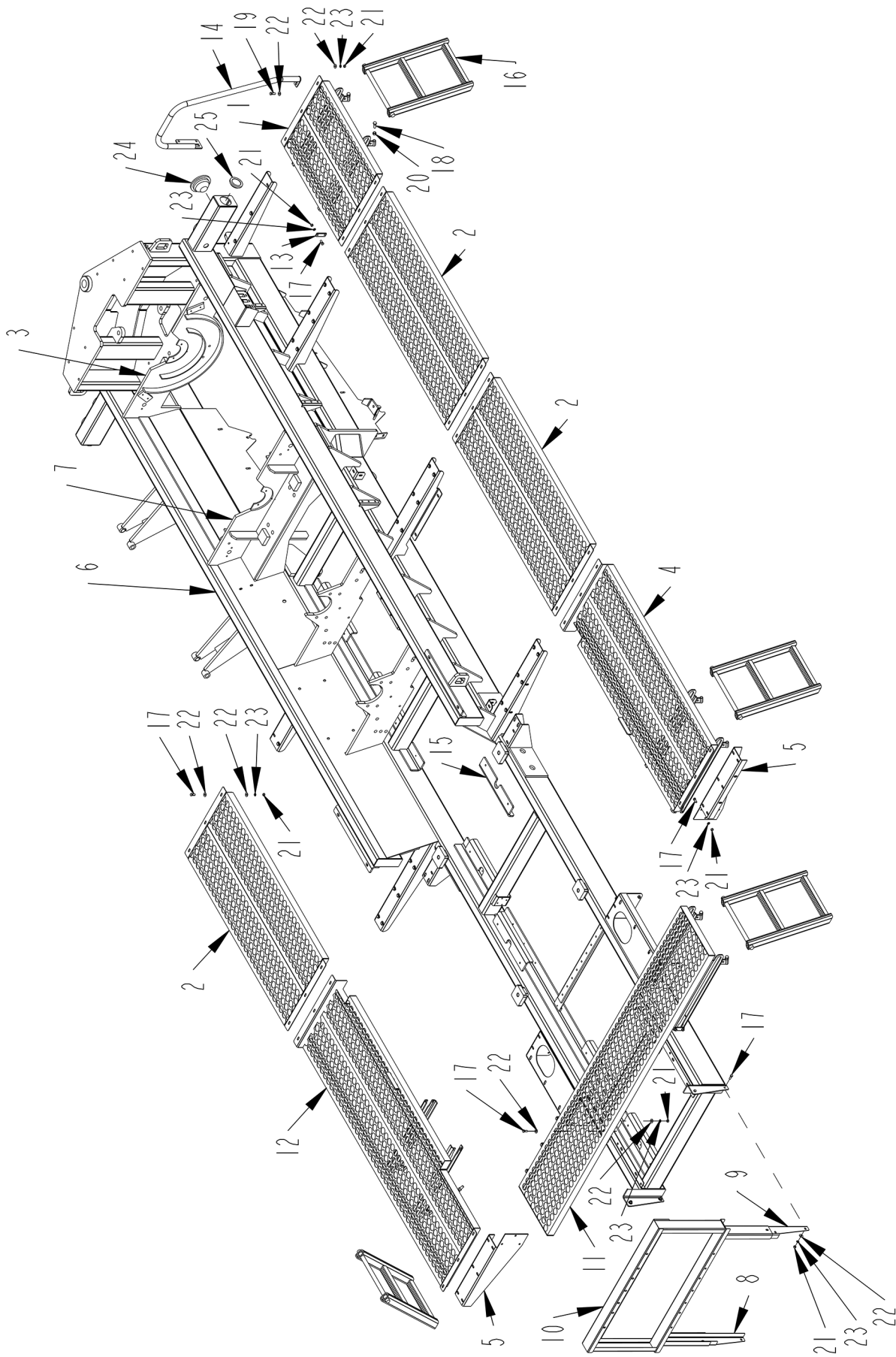
ITEM	PART	QTY.	PART DESCRIPTION
1	4501527	1	DECK\SRV\RTR
2	4501528	3	DECK\SERV\RTR
3	4501790	1	PL\END\BOX\CYL\REAR
4	4501822	1	WALKWAY\SERV
5	4502020	2	BRKT\STEP
6	4502033	1	FRM\MAIN
7	4502046	1	PL\END\BOX\CYL\FRONT
8	4502568	1	CHNNL\BRKT\RAD\KPTO
9	4502569	1	CHNNL\BRKT\RAD\KPTO
10	4502570	1	BRKT\RAD\KPTO\1150
11	4502761	2	LDDR\RAD
12	4502762	1	WALKWAY\RAD
13	4502763	1	WALKWAY\RH
14	4502767	1	RAIL\HAND\REAR
15	4502793	4	BRKT\LDDR\BRACE
16	4800003	57	BOLT\HEX\3/8X1
17	4800082	4	BOLT\HEX\1/2X1-1/2
18	4800098	1	BOLT\HEX\3/8X1-1/4\NC
19	4900001	4	NUT\HEX\1/2\NC
20	4900002	58	NUT\HEX\3/8\NC
21	5000001	84	WASH\FLAT\3/8
22	5000019	58	WASH\LOCK\3/8



MAINFRAME ASSEMBLY S.N. 0306 THRU 0335

ITEM	PART	QTY.	PART DESCRIPTION
1	4501527	1	DECK\SRV\RTR
2	4501528	3	DECK\SERV\RTR
3	4501790	1	PL\END\BOX\CYL\REAR
4	4501822	1	WALKWAY\SERV
5	4502020	2	BRKT\STEP
6	4502033	1	FRM\MAIN
7	4502046	1	PL\END\BOX\CYL\FRONT
8	4502568	1	CHNNL\BRKT\RAD\KPTO\1150
9	4502569	1	CHNNL\BRKT\RAD\KPTO\1150
10	4502570	1	BRKT\RAD\KPTO\1150
11	4502762	1	WALKWAY\RAD
12	4502763	1	WALKWAY\RH
13	4502767	1	RAIL\HAND\REAR
14	4502793	8	BRKT\LDDR\BRACE
15	4502812	4	LDDR\SERV
16	4502813	12	MNT\FRM\GRDR\TRUCK
17	4800003	65	BOLT\HEX\3/8X1
18	4800082	8	BOLT\HEX\1/2X1-1/2
19	4800098	1	BOLT\HEX\3/8X1-1/4\NC
20	4900001	8	NUT\HEX\1/2\NC
21	4900002	66	NUT\HEX\3/8\NC
22	5000001	84	WASH\FLAT\3/8
23	5000019	66	WASH\LOCK\3/8
24	5700200	2	LAMP\CL\12VDC\2-1/2ROUND\RED\SEALED
25	5700201	4	LAMP\TAIL\4-1/2\COMP\RED>
26	5700202	2	LAMP\GRMMT\2-1/2KITW/PLUG

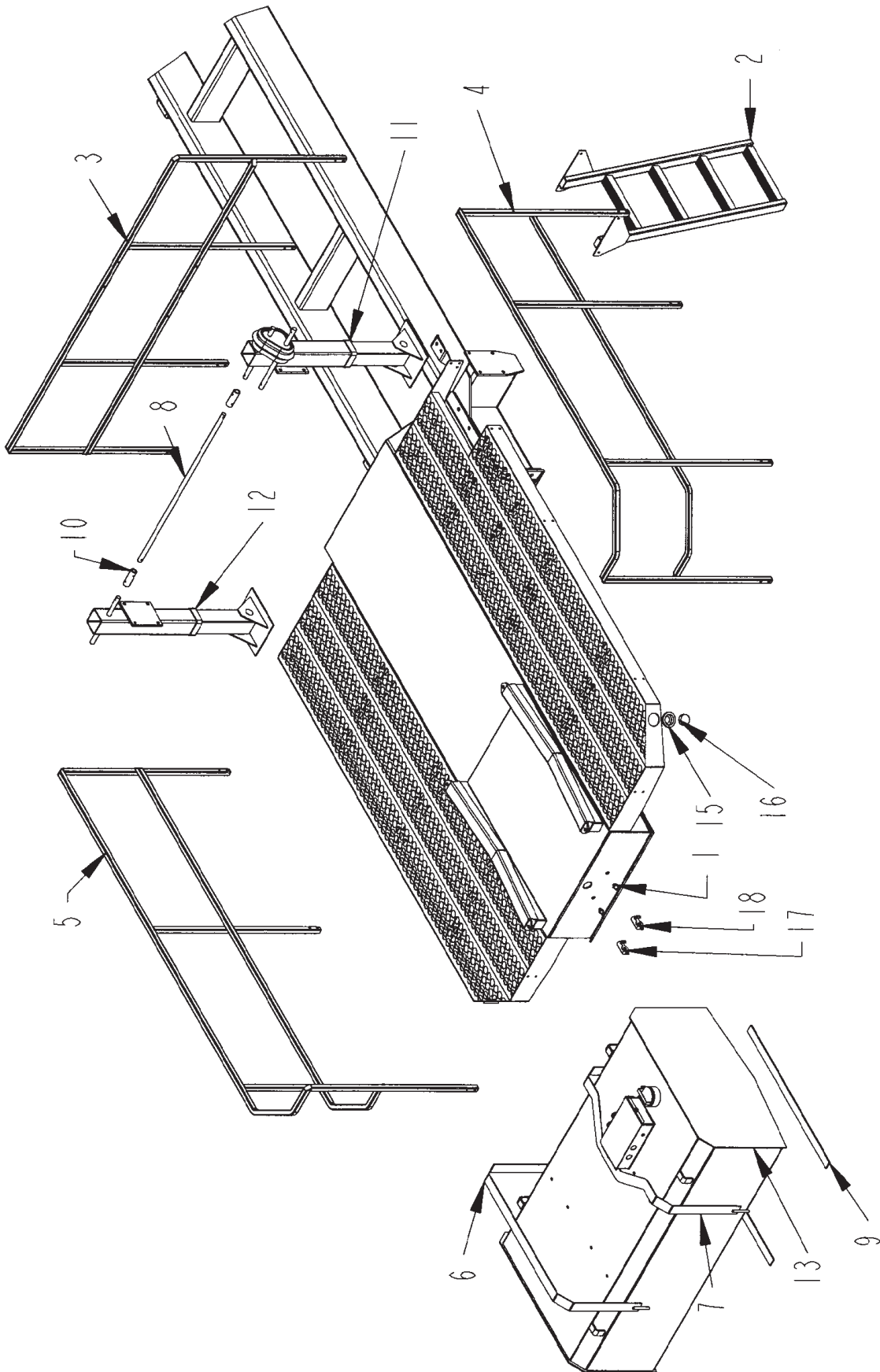
MAINFRAME ASSEMBLY S.N. 0336 AND UP



MAINFRAME ASSEMBLY S.N. 0336 AND UP

ITEM	PART	QTY.	PART DESCRIPTION
1	4501527	1	DECK\SRV\RTR
2	4501528	3	DECK\SERV\RTR
3	4501790	1	PL\END\BOX\CYL\REAR
4	4501822	1	WALKWAY\SERV
5	4502020	2	BRKT\STEP
6	4502033	1	FRM\MAIN
7	4502046	1	PL\END\BOX\CYL\FRONT
8	4502568	1	CHNNL\BRKT\RAD\KPTO\1150
9	4502569	1	CHNNL\BRKT\RAD\KPTO\1150
10	4502570	1	BRKT\RAD\KPTO\1150
11	4502762	1	WALKWAY\RAD
12	4502763	1	WALKWAY\RH
13	4502766	8	BRKT\LDDR\BRACE
14	4502767	1	RAIL\HAND\REAR
15	4502813	12	MNT\FRM\GRDR\TRUCK
16	4705486	4	LDDR\SERV
17	4800003	65	BOLT\HEX\3/8X1
18	4800082	8	BOLT\HEX\1/2X1-1/2
19	4800098	1	BOLT\HEX\3/8X1-1/4\NC
20	4900001	8	NUT\HEX\1/2\NC
21	4900002	66	NUT\HEX\3/8\NC
22	5000001	84	WASH\FLAT\3/8
23	5000019	66	WASH\LOCK\3/8
24	5700860	4	LAMP\LED\TAIL\12VDC\4\RED
25	5700861	2	LAMP\LED\CLRNC\12VDC\2-1/2\RED\

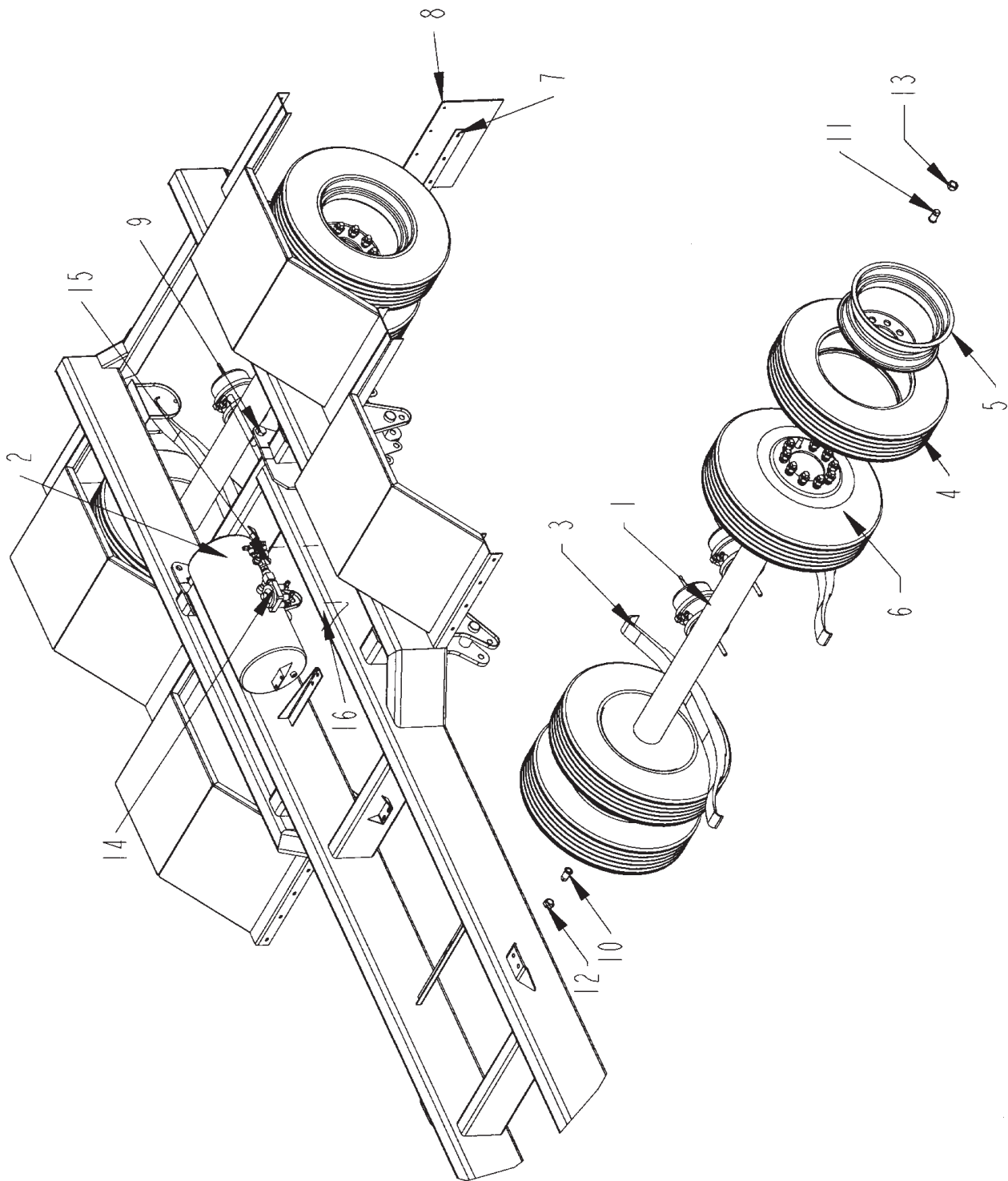
CHASSIS SUBASSEMBLY - 1155 - FRONT



CHASSIS SUBASSEMBLY - 1155 - FRONT

ITEM	PART	QTY.	PART DESCRIPTION
1	3800506	2	FTG\1/2MPX1/4FP\1-3/4\BULKHEAD
2	4501720	1	LDDR\SERV\DECK\FRNT
3	4501722	1	RAIL\FIFTHWHL
4	4501723	1	RAIL\FIFTHWHL
5	4501724	1	RAIL\FIFTHWHL
6	4501738	1	STRAP\TIEDOWN\TANK\FUEL
7	4501739	1	STRAP\TIEDOWN\TANK\FUEL
8	4501740	1	SHFT\CPLR\JACK\DUAL\1X47
9	4700403	2	PAD\TANK\FUEL
10	4700404	2	CPLR\SHFT\JACK\FRM\MN
11	4702902	1	JACK\LH\FRM\MN\HD9
	5800609		JACK\HANDLE\25,000 LG
12	4702903	1	JACK\RH\FRM\MN\HD9
13	4703055	1	TANK\FUEL\72-1/2X44-1/2X24-1/2
14	4800140	1	BOLT\HEX\1X3\NC
15	5700202	2	LAMP\GRMMT\2-1/2KIT\W\PLUG
16	5700203	2	LAMP\CL\12VDC\2-1/2ROUND\YELLOW\SEALED
16LED	5701015	2	LAMP\LED\CLRNC\12VDC\2-1/2\AMBER (INCLUDES GROMMET)
17	7500461	1	GLAD HAND SERVICE
18	7500462	1	GLAD HAND EMERGENCY
19	7500714	7	CLAMP\CUSH\HD\#20\1-5/16

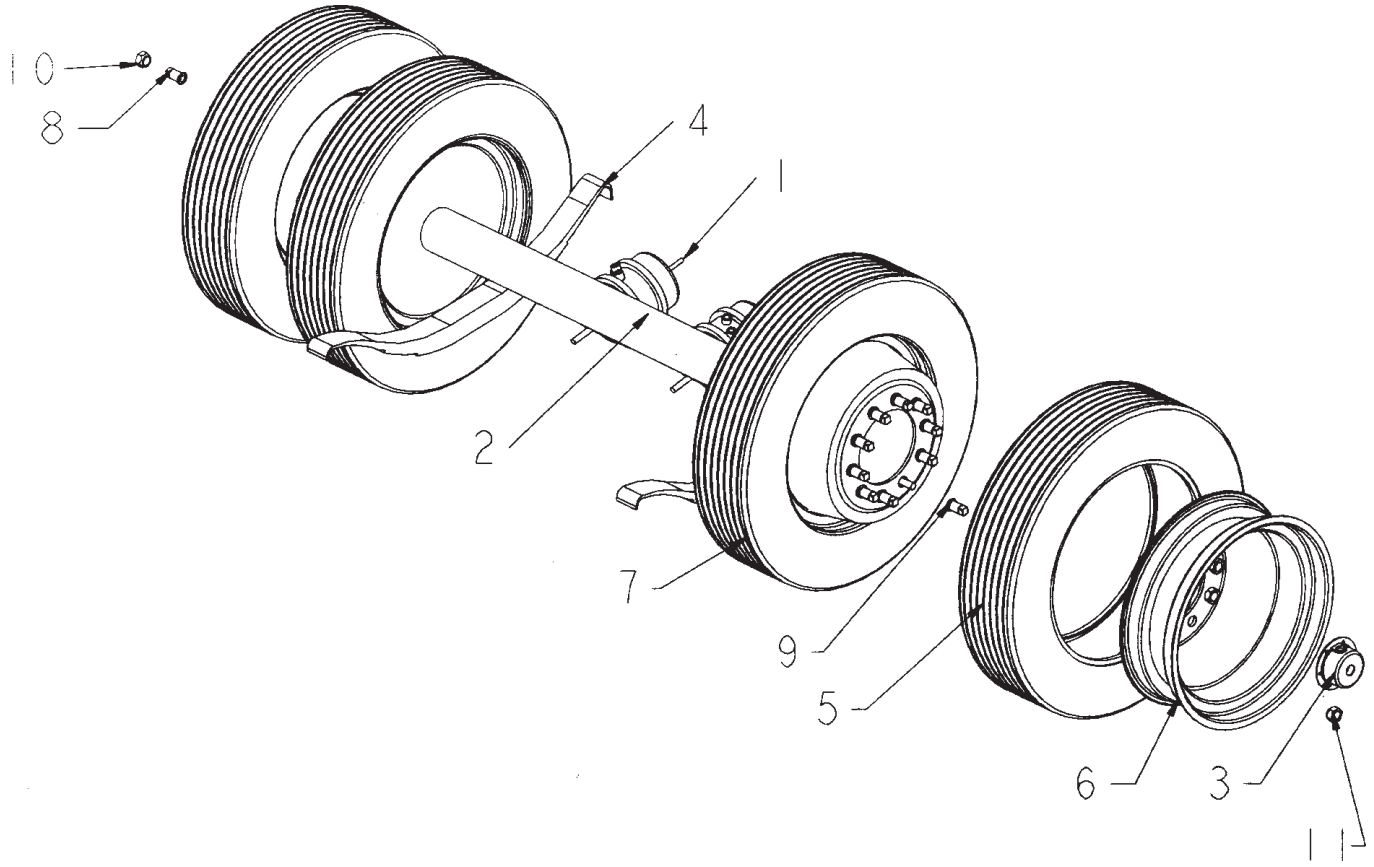
CHASSIS SUBASSEMBLY - 1155 - REAR



CHASSIS SUBASSEMBLY - 1155 - REAR

ITEM	PART	QTY.	PART DESCRIPTION
1	2500638	2	AXLE\22.5K\79-1/2HUBFACE
2	2500919	1	AIR TANK HD10\3010\1155
	2500957	1	TANK\AIR\2880\2BUNG/SIDE
3	2500954	4	3LEAF\SPRNG\9700\4012
4	2600029	8	TIRE\255.70R22.5
5	2600634	8	WHL\RIM\10-BOLT\22.5X8.25
6	2600815	8	WHEEL\4012
7	4701609	2	BRKT\FLAP\MUD
8	4701771	2	FLAP\MUD\22-1/2X12X1/4
9	4800140	1	BOLT\HEX\1X3\NC
10	4900162	20	NUT\WHL\3/4\INNER\RH
11	4900163	20	NUT\WHL\3/4\INNER\LH
12	4900164	20	NUT\WHL\3/4\OUTER\RH
13	4900165	20	NUT\WHL\3/4\OUTER\LH
14	7500459	1	VLV\SPRING\BRAKE\ for SN up to XXX
15	7500460	1	VLV\RLY\SRV\BRAKE\ for SN up to XXX
16	7500714	7	CLAMP\CUSH\HD\#20\1-5/16

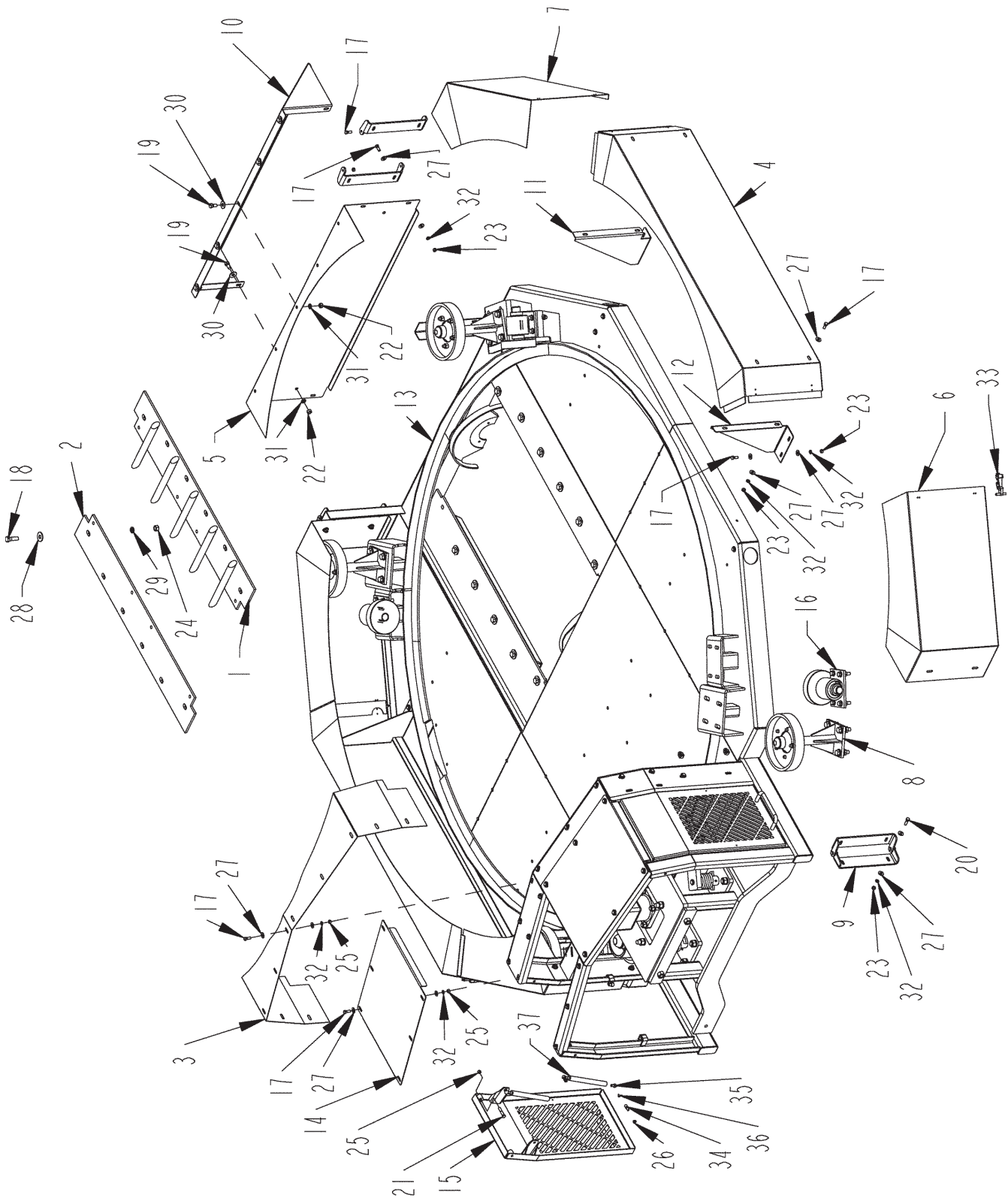
AXLE AND TIRES



AXLE AND TIRES

ITEM	PART	QTY.	PART DESCRIPTION
1	2500632	4	30/30\AIRCHMBR\BRK\KIT\4012
2	2500638	2	AXLE\KIT\4012
3	2500941	1	HUBCAP\PLSTC\22.5\CR1643
4	2500954	4	3LEAF\SPRNG\9700\4012
5	2600029	8	TIRE\255.70R22.5
6	2600634	8	WHL\RIM\10-BOLT\22.5X8.25
7	2600815	8	WHEEL\4012
8	4900162	20	NUT\WHL\3/4\INNER\RH
9	4900163	20	NUT\WHL\3/4\INNER\LH
10	4900164	20	NUT\WHL\3/4\OUTER\RH
11	4900165	20	NUT\WHL\3/4\OUTER\LH

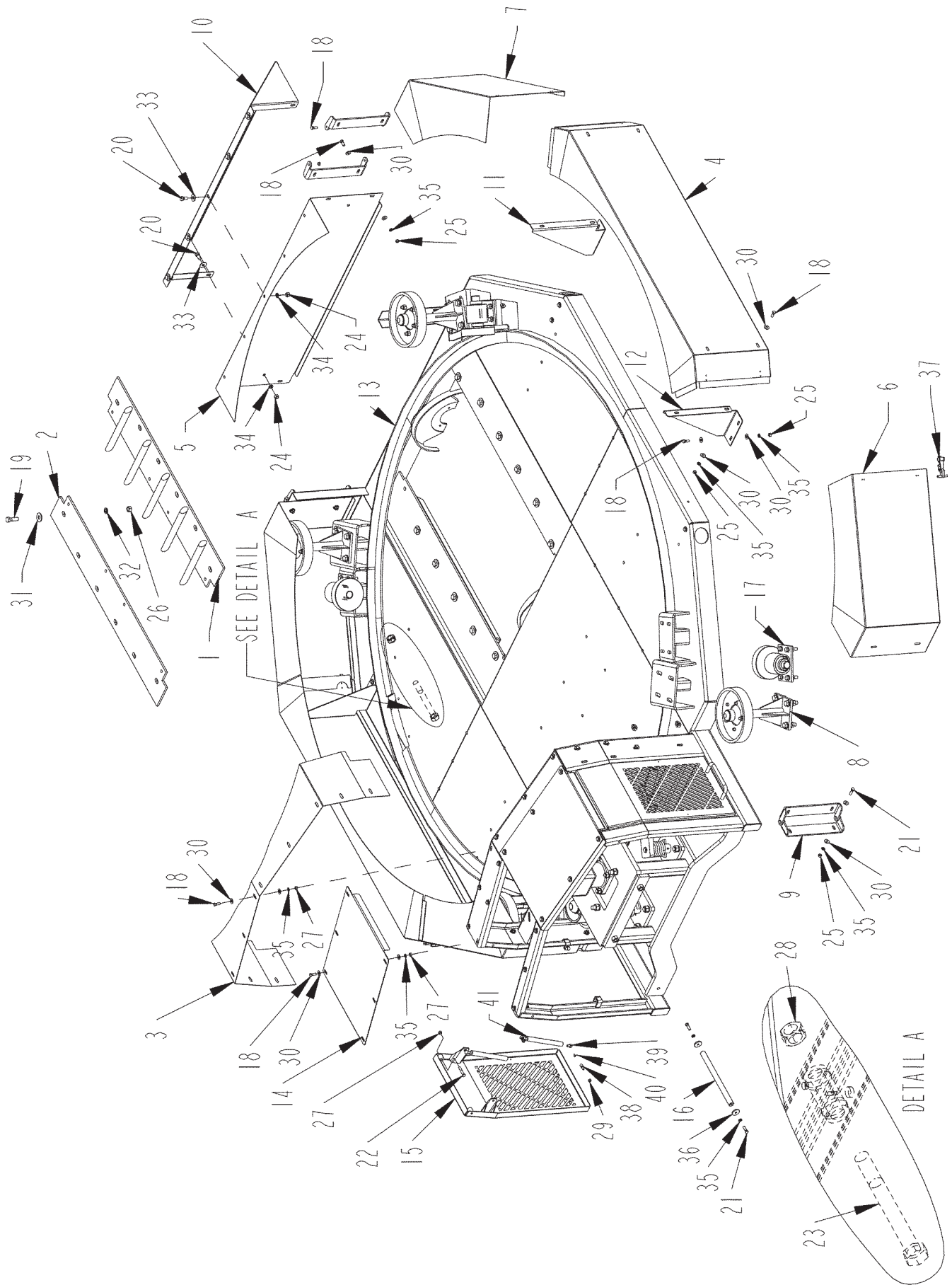
PLATFORM ASSEMBLY - S.N. 23-2-HJ-0191 THRU 23-2-IJ-0231



PLATFORM ASSEMBLY - S.N. 23-2-HJ-0191 THRU 23-2-IJ-0231

ITEM	PART	QTY.	PART DESCRIPTION
1	4500715	1	PL\HLDDWN\SCRN\WTEETH
2	4500716	1	PL\HLDDWN\SCRN
3	4501518	1	SHLD\DRIVE\TUB
4	4501520	2	SHLD\TUB\DRV\1150
5	4501533	1	SHLD\CHAIN\DRIVE\TUB\REAR
6	4501534	2	SHLD\DOOR\DRV\TUB\RH
7	4501535	2	SHLD\DOOR\DRV\TUB\LH
8	4501623	4	RLLR\PRESS\HVY\10.75\COMP
9	4501700	8	BRKT\SHLD\RLLR\TUB
10	4501749	1	CVR\BRNG\RTR
11	4502028	2	BRKT\SHLD\CHAIN\DRIVE\TUB
12	4502029	2	BRKT\SHLD\CHAIN\DRIVE\TUB
13	4502087	1	FRM\PLFRM\TILT\1150
14	4502088	2	CVR\DRV\TUB
15	4502089	2	DOOR\DRV\TUB
16	4704119	4	RLLR\TUB\ASSY\STEEL
17	4800003	58	BOLT\HEX\3/8X1
18	4800010	12	BOLT\HEX\5/8X2
19	4800085	7	BOLT\HEX\1/2X1
20	4800098	4	BOLT\HEX\3/8X1-1/4\NC
21	4800146	2	BOLT\HEX\3/8X2
22	4900001	7	NUT\HEX\1/2\NC
23	4900002	32	NUT\HEX\3/8\NC
24	4900005	16	NUT\HEX\5/8\NC
25	4900023	38	NUT\TPLCK\3/8\NC
26	4900142	8	NUT\TPLCK\5/16\NC
27	5000001	110	WASH\FLAT\3/8
28	5000002	12	WASH\FLAT\5/8
29	5000003	16	WASH\LOCK\5/8
30	5000004	7	WASH\FLAT\1/2
31	5000006	8	WASH\LOCK\1/2
32	5000019	54	WASH\LOCK\3/8
33	7500606	8	LATCH\35-MAUSTIN
34	7500664	8	BALL STUD\SHOCK\FITTING\M6
35	7500665	8	END FITTING\GAS SPRING \m6
36	7500666	8	SAFETY CLIP
37	7500680	4	SPRNG\GAS\60LB\9416K174

PLATFORM ASSEMBLY - S.N. 23-2-IJ-0232 & UP

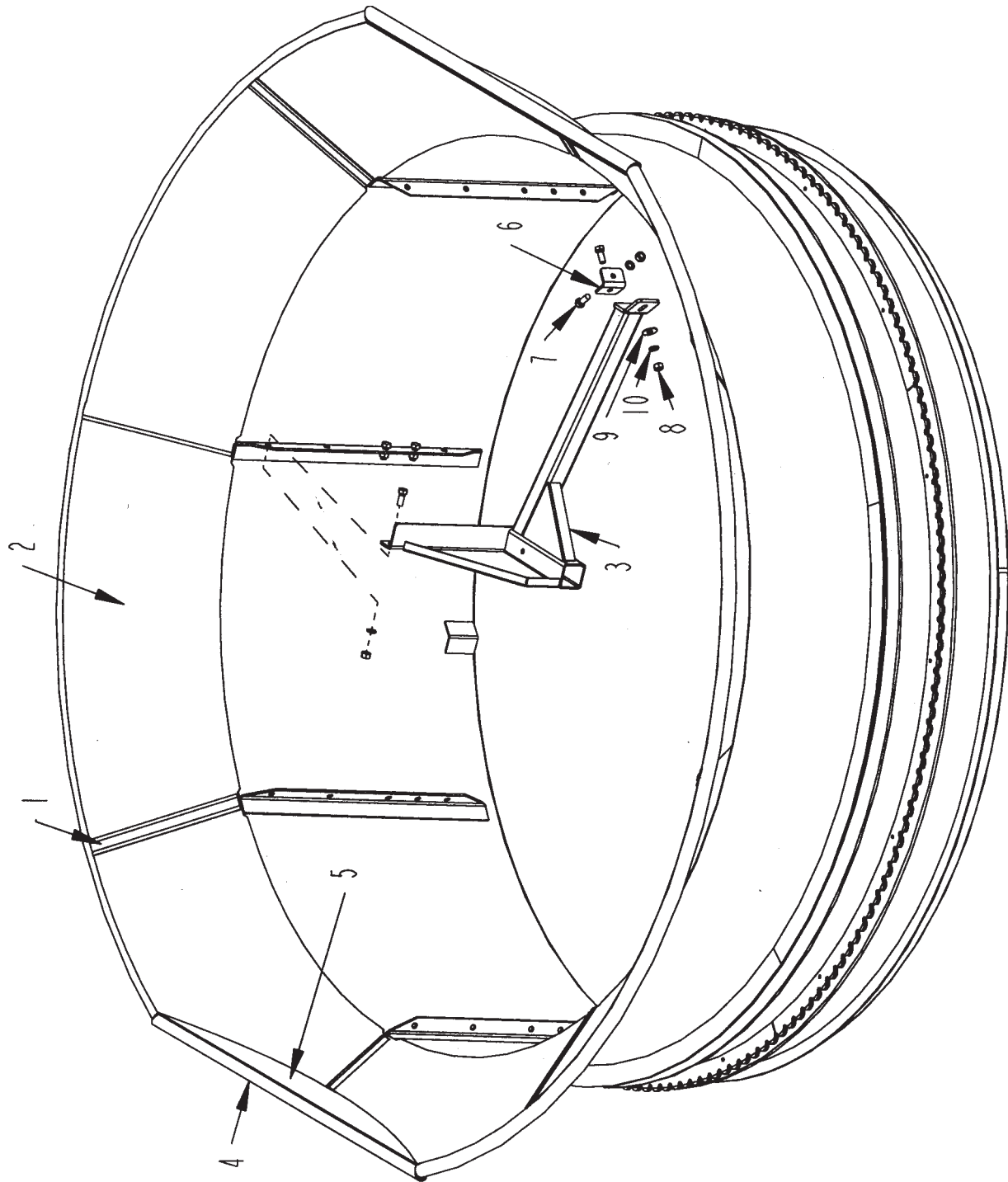


PLATFORM ASSEMBLY - S.N. 23-2-IJ-0232 & UP

ITEM	PART	QTY.	PART DESCRIPTION
1	4500715	1	PL\HLDDWN\SCRN\WTEETH
2	4500716	1	PL\HLDDWN\SCRN
3	4501518	1	SHLD\DRIVE\TUB
4	4501520	2	SHLD\TUB\DRV\1150
5	4501533	1	SHLD\CHAIN\DRIVE\TUB\REAR (THRU S.N. 0305)
5A	4502814		SHLD\CHAIN\DRIVE\TUB\REAR (S.N. 0306 & UP)
5B	1700251		SEAL\RBBR\SHLD\CHAIN (RUBBER SEAL FOR 4502814)
6	4501534	2	SHLD\DOOR\DRV\TUB\RH
7	4501535	2	SHLD\DOOR\DRV\TUB\LH
8	4501623	4	RLLR\PRESS\HVY\10.75\COMP
9	4501700	8	BRKT\SHLD\RLLR\TUB
10	4501749	1	CVR\BRNG\RTR
11	4502028	2	BRKT\SHLD\CHAIN\DRIVE\TUB
12	4502029	2	BRKT\SHLD\CHAIN\DRIVE\TUB
13	4502087	1	FRM\PLFRM\TILT\1150
14	4502088	2	CVR\DRV\TUB
15	4502089	2	DOOR\DRV\TUB
16	4502489	1	PIN\PLFRM\TILT\CYL
17	4704119	4	RLLR\TUB\ASSY\STEEL
18	4800003	58	BOLT\HEX\3/8X1
19	4800010	12	BOLT\HEX\5/8X2
20	4800085	7	BOLT\HEX\1/2X1
21	4800098	6	BOLT\HEX\3/8X1-1/4\NC
22	4800146	2	BOLT\HEX\3/8X2
23	4800601	2	BOLT\HEX\1X9\NC
24	4900001	7	NUT\HEX\1/2\NC
25	4900002	32	NUT\HEX\3/8\NC
26	4900005	16	NUT\HEX\5/8\NC
27	4900023	38	NUT\TPLCK\3/8\NC
28	4900127	2	NUT\TPLCK\1\NC
29	4900142	8	NUT\TPLCK\5/16\NC
30	5000001	110	WASH\FLAT\3/8
31	5000002	12	WASH\FLAT\5/8
32	5000003	16	WASH\LOCK\5/8
33	5000004	7	WASH\FLAT\1/2
34	5000006	8	WASH\LOCK\1/2
35	5000019	56	WASH\LOCK\3/8
36	5000096	2	WASH\FLAT\SPCL\13/32X7GAX1-1/2OD
37	7500606	8	LATCH\35-MAUSTIN
38	7500664	8	BALL STUD\SHOCK\FITTING\M6
39	7500665	8	END FITTING\GAS SPRING \m6
40	7500666	8	SAFETY CLIP
41	7500680	4	SPRNG\GAS\60LB\9416K174

NOT SHOWN

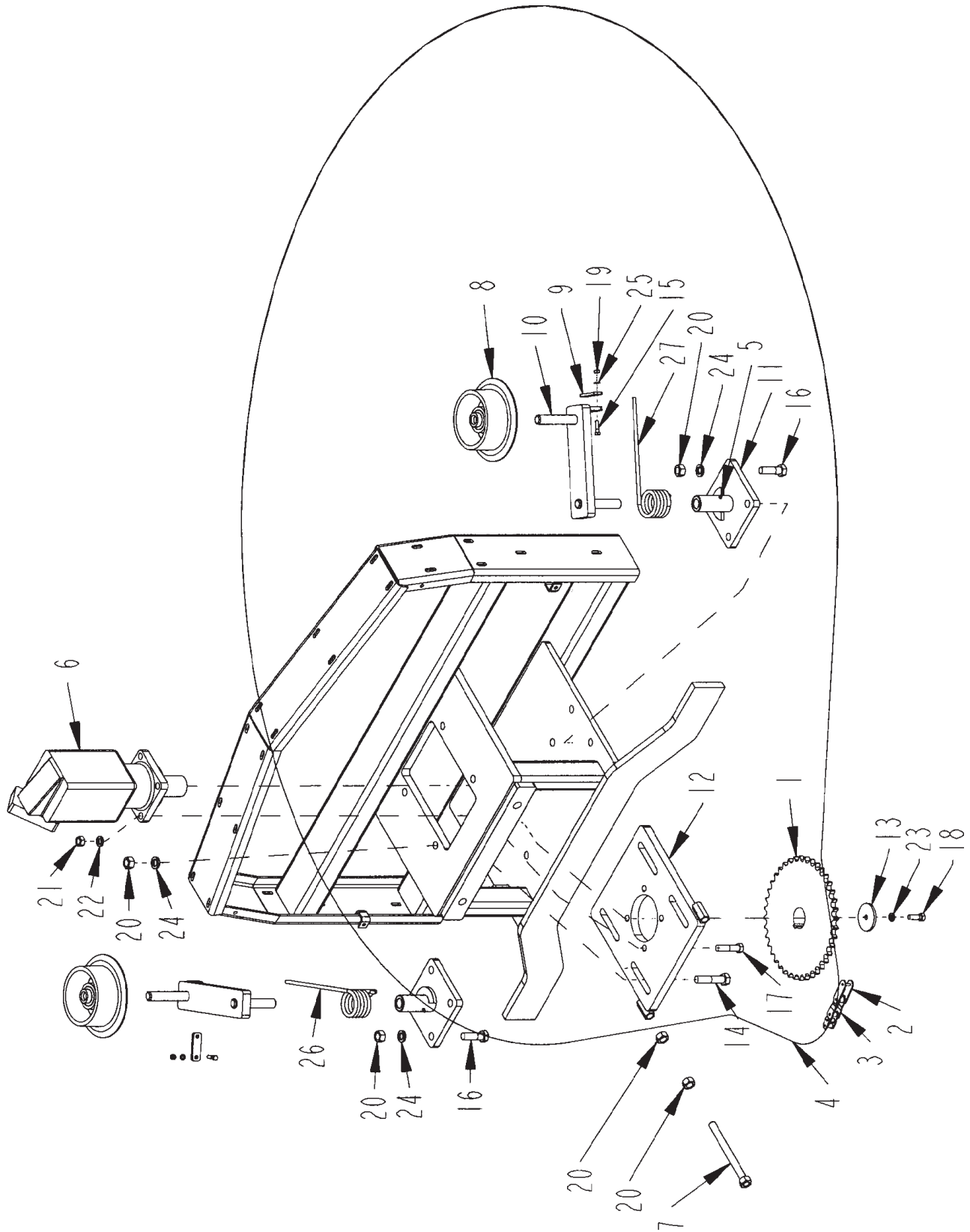
7500756 BMPR\RBBR\1-1/32X5/8



TUB ASSEMBLY - S.N. 23-2-HJ-0191 & UP

ITEM	PART	QTY.	PART DESCRIPTION
1	4501503	6	TUB PETAL BAR
2	4501504	4	PETAL\TUB
3	4501641	1	BRKT\ARM\AGTTR\TUB
4	4502253	2	PIPE\FLARE\STR
5	4502255	2	PETAL\TUB\FLLR\FLAT
6	4700265	1	BRKT\AGTTR\TUB
7	4800106	5	BOLT\HEX\5/8X1-1/2
8	4900005	5	NUT\HEX\5/8\NC
9	5000002	1	WASH\FLAT\5/8
10	5000003	5	WASH\LOCK\5/8

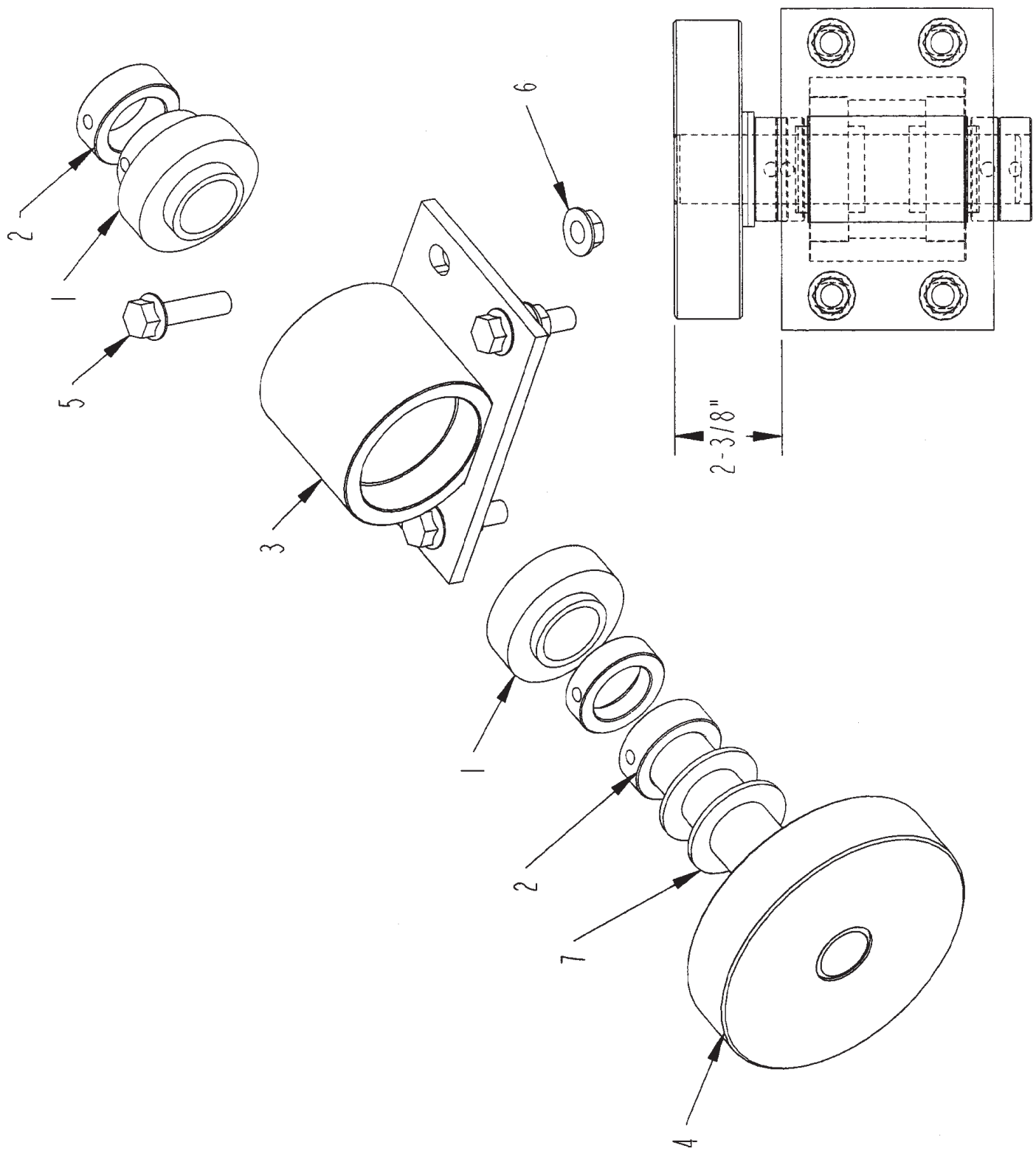
TUB DRIVE ASSEMBLY



TUB DRIVE ASSEMBLY

ITEM	PART	QTY.	PART DESCRIPTION
1	1000237	1	SPKT\80\B\40\2-1/4\1/2KW
2	1100070	1	CHAIN\2080\CL
3	1100071	1	CHAIN\2080\OL
4	1100260	1	CHAIN\2080\183
5	3800082	2	FTG\LUB\1/4NFXZERK\ADAPT
6	4200121	1	MTR\HYD\40.6\10000\2-1/4\1-5/16FOR
7	4501328	2	BOLT\HEX\3X4X8-1/2
8	4704024	2	RLLR\TNSR\CHAIN\TUB\CPPD SN 0137 AND UP
9	4501383	2	BRKT\SPRING\
10	4501705	2	BRKT\RLLR\TNSN
11	4501706	2	BRKT\RLLR\TNSN
12	4501707	1	BRKT\MTR\DRV\TUB
13	4703713	1	WASH\MTR\ORBIT
14	4800011	4	BOLT\HEX\3/4X3-1/2
15	4800071	4	BOLT\HEX\5/16X1-1/4
16	4800115	8	BOLT\HEX\3/4X2-1/2
17	4800196	4	BOLT\HEX\5/8X2-3/4
18	4800575	1	BOLT\HEX\1/2X1-1/2\NF
19	4900003	4	NUT\HEX\5/16\NC
20	4900004	18	NUT\HEX\3/4\NC
21	4900005	4	NUT\HEX\5/8\NC
22	5000003	4	WASH\LOCK\5/8
23	5000006	1	WASH\LOCK\1/2
24	5000012	12	WASH\LOCK\3/4
25	5000022	4	WASH\LOCK\5/16
26	6100078	1	SPG\DR\TUB
27	6100079	1	SPG\DR\TUB

TUB ROLLER ASSEMBLY



TUB ROLLER ASSEMBLY

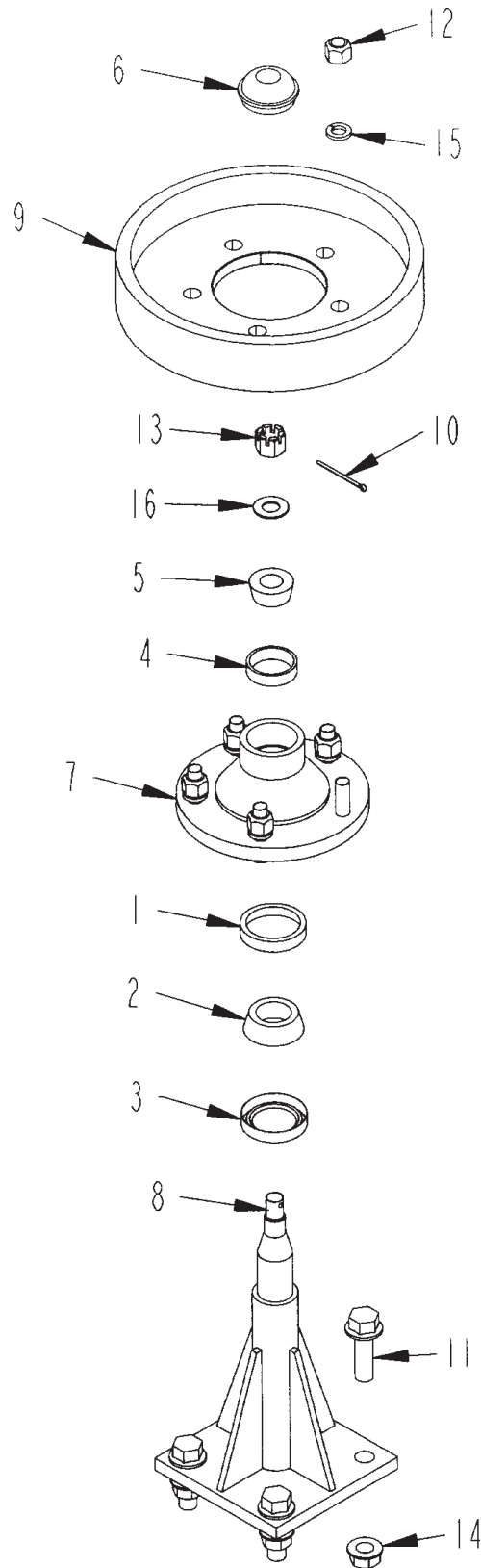
ITEM	PART	QTY.	PART DESCRIPTION
1	2000086	2	BRG\CYL\1-1/2\W-ECCENTRIC COLLAR
2	2000813	1 or 2	CLLR\SHFT\1-1/2\SET
3	4502282	1	BRG\PB\RLLR\TUB\ASY\W\BEARINGINSERTS (includes item 1)
4	4704116	1	ASSY\ROLLER
5	4800930	4	BOLT\FLG\SERR\1/2X2\NC
6	4900100	4	NUT\FLG\TPLCK\1/2\NC
7	5000008	As Needed	WASH\MACH\1-1/2IDX10GA\NR
	4502283		RLLR\TUB\ASSY\STEEL (includes 1, 2, 3, 4, 7)

NOT SHOWN

4701863	SHIM\RLLR\TUB\10GA
---------	--------------------

Note - use collar (#2) and washers (#7) to make 2-3/8" measurement

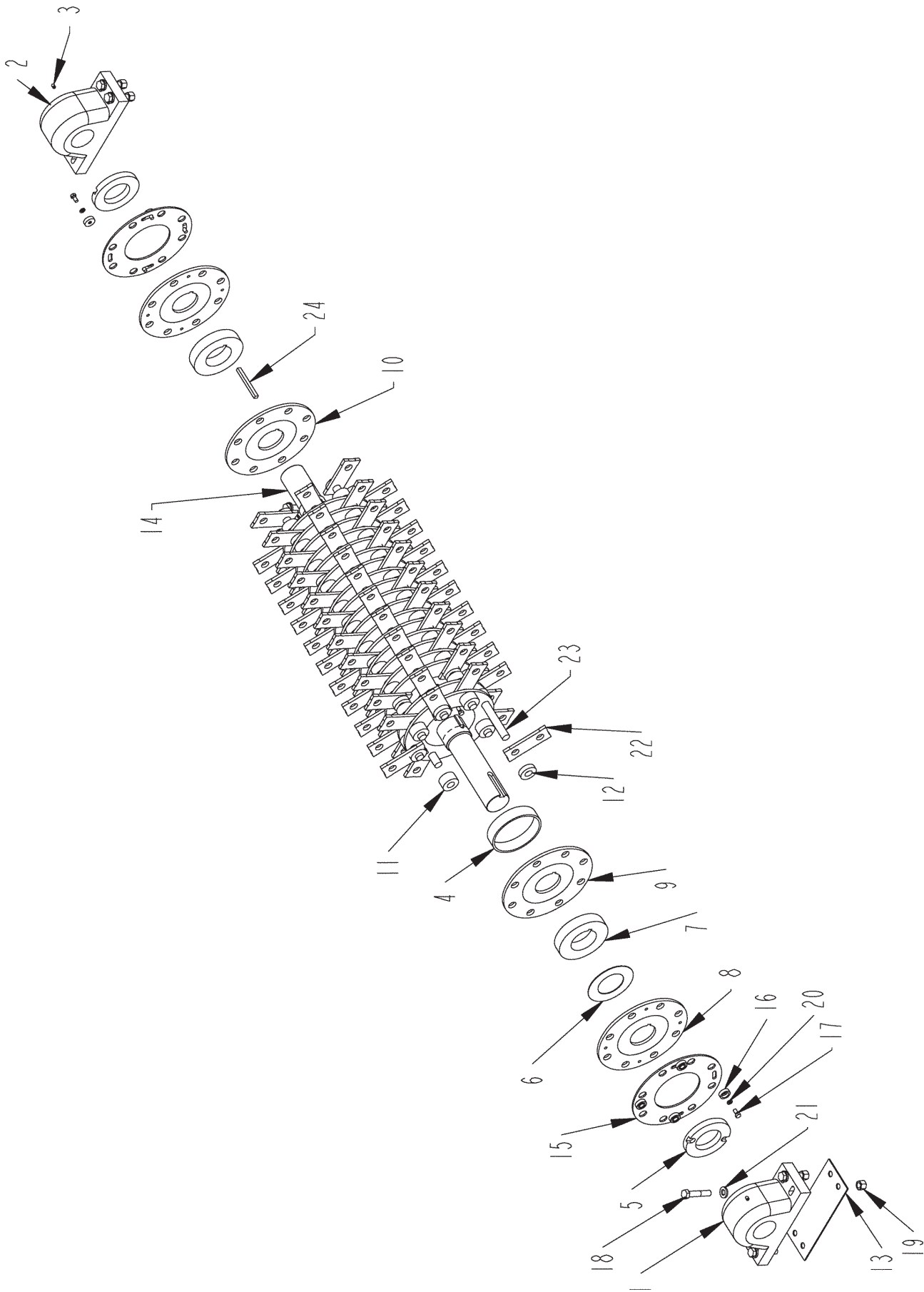
PRESSURE ROLLER ASSEMBLY



PRESSURE ROLLER ASSEMBLY

ITEM	PART	QTY.	PART DESCRIPTION
	4501623		PRESSURE ROLLER ASSEMBLY
1	2900004	1	CUP\INNER\WHEEL HUB
2	2900018	1	CONE\OUTER\WHL;HUB(67048
3	2900055	1	SEAL\WHEEL HUB
4	2900056	1	CUP\OUTER\WHEEL HUB
5	2900061	1	CONE\OUTER\WHEEL HUB
6	2900064	1	CAP\WHEEL HUB
7	2900057	1	HUB\WITH CONES\W/NUTS
8	4501701	1	BRKT\RLLR\PRESS\11\CENTR
9	4501702	1	RLLR\PRESS\HEAVY\10-3/4
10	4800172	1	PIN\COT\1/8X2
11	4800949	4	BOLT\FLG\5/8X2\GR8\NC SN 0127 and up
12	4900094	5	NUT\TAPER\WHEEL\1/2\NF\
13	4900112	1	NUT\SLOT\5/8\NC
14	4900178	4	NUT\FLG\TPLCK\5/8\GR8\NC SN 0127 and up
15	5000006	5	WASH\LOCK\1/2
16	5000094	1	WASH\SPINDLE\5/8

ROTOR ASSEMBLY (S.N. 0191 THRU 0305)



ROTOR ASSEMBLY (S.N. 0191 THRU 0305)

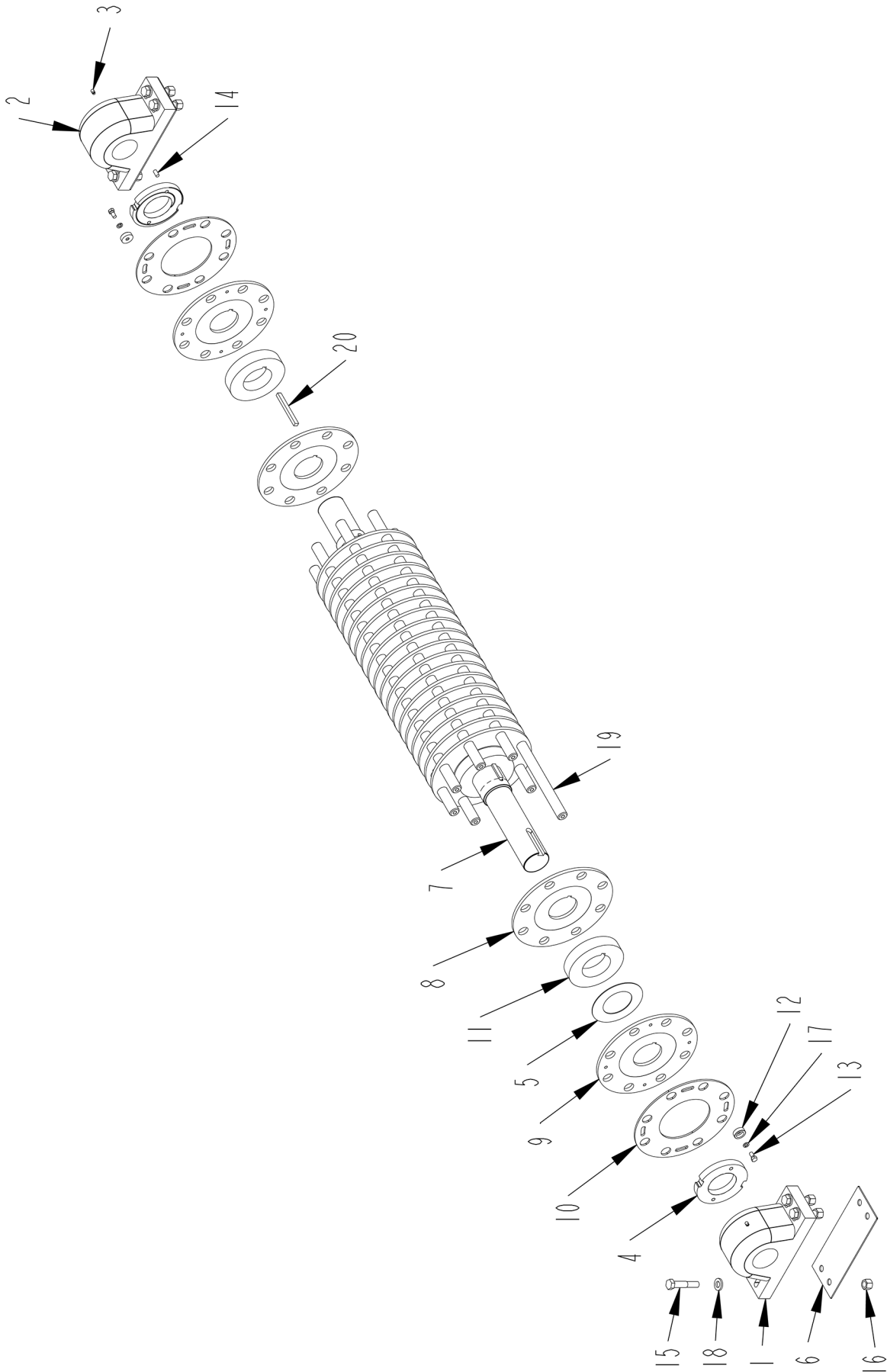
ITEM	PART	QTY.	PART DESCRIPTION
1	2000580	1	BRG\PB\4\DODGE\CAST\ISAF\NONEXPANSION\COMP
2	2000581	1	BRG\PB\4\DODGE\CAST\ISAF\EXPANSION\COMP
3	3800380	2	FTG\VENT\1/8MP
4	4500348	16	SPCR\RTR\1150\8X1.878
5	4500517	2	NUT\CYL 4 1/2"\SHFT 1"
6	4500519	1	WASH\THRUST\ROTOR\H1100-E
7	4500521	6	SPCR\CAST\8.80X4.5X1.75
8	4501263	2	PL\RTR\1/2X4-1/2ID\TPPD
9	4501264	16	PL\RTR\1/2X4-1/2ID\GRV
10	4501265	5	PL\RTR\4.5X1/2X15.75
11	4501266	88	SPCR\SHOCK\HMMR\RTR\1150
12	4501267	48	SPCR\HMMR\RTR\1150
13	4501380	1	SHIM\BRG\RTR\7GA
14	4501522	1	SHAFT\RTR\1150\4-1/2X72-15/16
15	4700519	2	PL\RTR\MVBL\8.030IDX1/4
16	4704292	8	WASHER\PL\MOVEABLE\RTR
17	4800085	9	BOLT\HEX\1/2X1
18	4800926	8	BOLT\HEX\7/8X4-1/2\NC
19	4900136	8	NUT\NYLCK\7/8\NC
20	5000006	8	WASH\LOCK\1/2
21	5000120	8	WASH\FLAT\7/8\EXTRTHK\GR8
22	5200125	88	1/2" X 3" 2-HOLE SWING HAMMER
23	5300105	8	ROD\HMMR\1-1/4X50
24	6200035	4	KEY\RECT\1/2X5/8X6-1/4

4501757

RTR\NEW\50X1.25RD\1150

hammers, rods and bearings not included

ROTOR ASSEMBLY (S.N. 0306 & UP)



ROTOR ASSEMBLY (S.N. 0306 & UP)

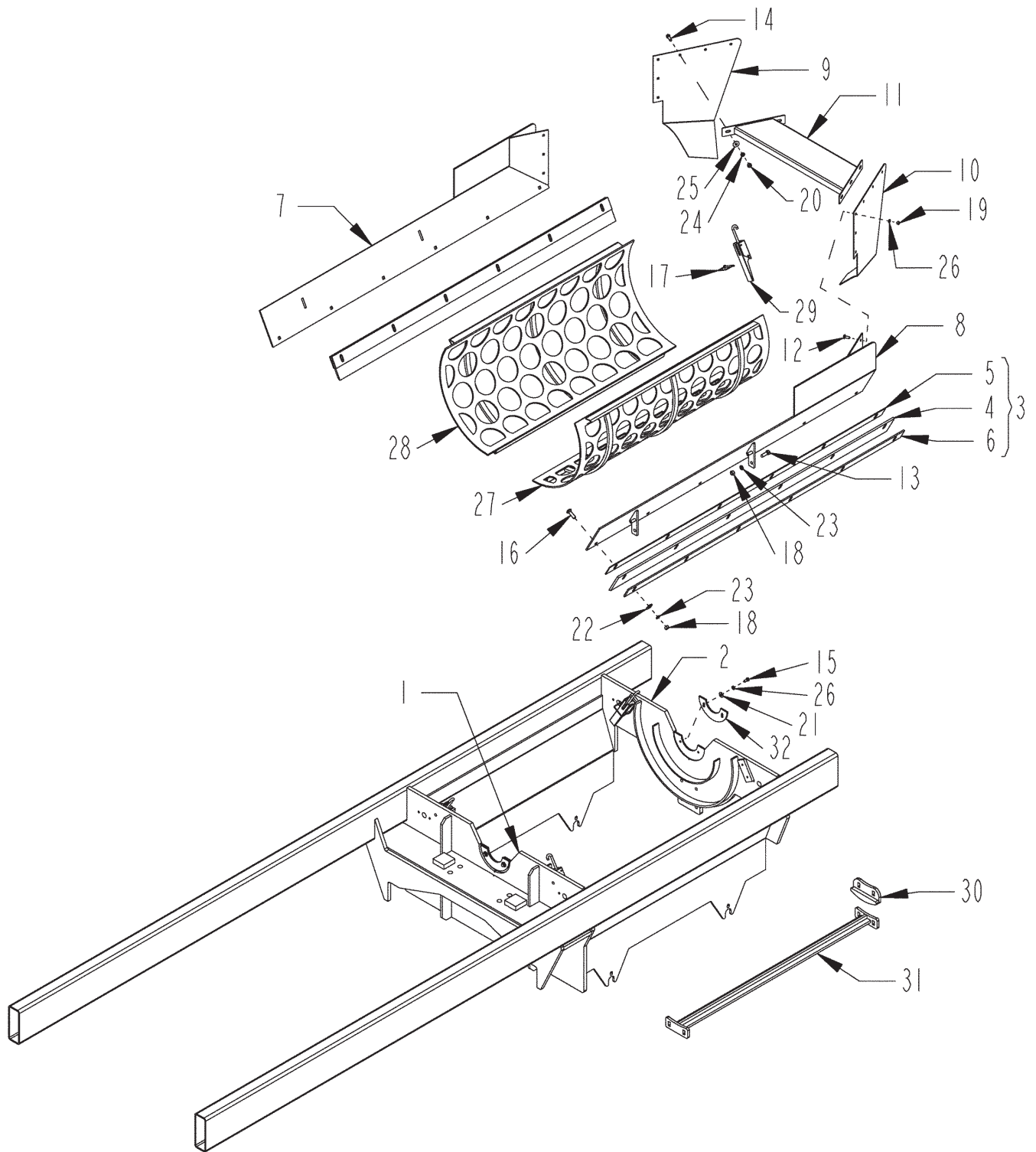
ITEM	PART	QTY.	PART DESCRIPTION
1	2000580	1	BRG\PB\4\DODGE\CAST\ISAF>
2	2000581	1	BRG\PB\4\DODGE\CAST\ISAFEXPANSION\COMP
3	3800380	2	FTG\VENT\1/8MP
4	4500517	2	NUT\CYL 4 1/2"SHFT 1"
5	4500519	1	WASH\THRUST\ROTOR\H1100-E
6	4501380	2	SHIM\BRG\RTR\7GA
7	4501522	1	SHAFT\RTR\1150\4-1/2X72-15/16
8	4502485	21	PL\RTR\1/2X4-1/2ID\FCD
9	4502486	2	PL\RTR\1/2X4-1/2ID\TPPD
10	4502487	2	PL\RTR\MVBL\8.03ID\1-1/2ROD
11	4502772	22	SPCR\CAST\8.80X4.5X1.75
12	4704292	8	WASHER\PL\MOVEABLE\RTR
13	4800085	8	BOLT\HEX\1/2X1
14	4800323	4	SCR\SET\AL1/2X1\NC
15	4800926	8	BOLT\HEX\7/8X4-1/2\NC
16	4900136	8	NUT\NYLCK\7/8\NC
17	5000006	8	WASH\LOCK\1/2
18	5000120	8	WASH\FLAT\7/8\EXTRTHK\GR8
19	5300119	8	ROD\HMMR\1-1/2X50
20	6200035	4	KEY\RECT\1/2X5/8X6-1/4

4502770

RTR\NEW\50X1-1/2ROD\ALL CAST SPACERS

hammers, rods and bearings not included

1150 ROTOR BOX ASSEMBLY S.N. 0147 THRU 0211
1155 ROTOR BOX ASSEMBLY S.N. 0147 AND UP



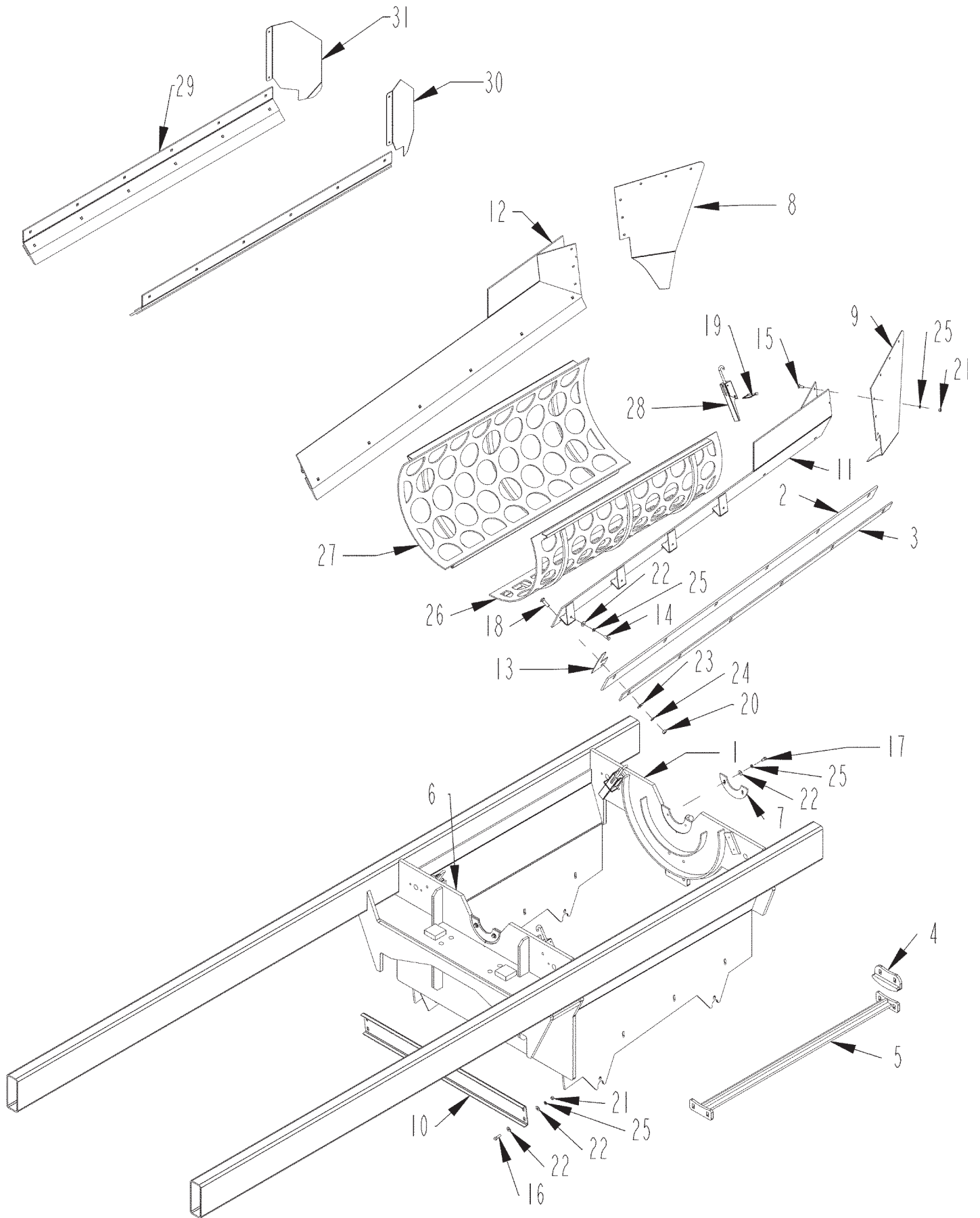
1150 ROTOR BOX ASSEMBLY S.N. 0147 THRU 0211
1155 ROTOR BOX ASSEMBLY S.N. 0147 AND UP

ITEM	PART	QTY.	PART DESCRIPTION
1	4501364	1	PL\END\BOX\CYL\FRONT
2	4501790	1	PL\END\BOX\CYL\REAR
3	4501813	2	SEAL\CNVYR\BELLY(Includes Items 4,5,6)
4	4501814	2	BELT\SKIRT\CNVYR\BELLY
5	4501815	2	DBLR\SKIRT\BELT\CNVYR
6	4501816	2	DBLR\SKIRT\BELT\CNVYR
7	4502141	1	GUIDE\MATL\CNVYR\BELLY\RH
8	4502142	1	GUIDE\MATL\CNVYR\BELLY\RH
9	4502143	1	SH\DFLTR\CHUTE\BELLY
10	4502150	1	SH\DFLCT\CONV\DISC
11	4502151	1	CHUTE\CONV\GSST
12	4800053	6	BOLT\CRG\3/8X1\NC
13	4800082	4	BOLT\HEX\1/2X1-1/2
14	4800160	6	BOLT\HEX\7/16X1-1/4
15	4800164	8	BOLT\HEX\3/8X3/4
16	4800201	12	BOLT\CRG\1/2X1-3/4\NC\GR5
17	4800911	4	PIN\LYNCH\1/4X2-1/2\
18	4900001	16	NUT\HEX\1/2\NC
19	4900002	6	NUT\HEX\3/8\NC
20	4900025	6	NUT\HEX\7/16\NC
21	5000001	8	WASH\FLAT\3/8
22	5000004	12	WASH\FLAT\1/2
23	5000006	16	WASH\LOCK\1/2
24	5000015	6	WASH\LOCK\7/16
25	5000016	6	WASH\FLAT\7/16
26	5000019	14	WASH\LOCK\3/8
27		1	See Screen List
28		1	See Screen List
29	7501045	4	LATCH\ADJ\OTC\4" GRIP
30	4501837	2	HOLDDOWN\SCRN\LOWER
31	4501838	1	GUIDE\SCRN
32	4502092	4	SEAL\SHAFT\RTR(S.N. 0167 & UP)

SCREENS

5400095	SCREEN\1/8" HOLE\1/4\H1100
5400074	SCREEN\3/16" HOLE\1/4\H1100
5400052	SCREEN\1/4" HOLE\1/4\H1100
5400053	SCREEN\3/8" HOLE\1/4\H1100
5400054	SCREEN\1/2" HOLE\1/4\H1100
5400055	SCREEN\5/8" HOLE\1/4\H1100
5400056	SCREEN\3/4" HOLE\1/4\H1100
5400049	SCREEN\1" HOLE\1/4\H1100
5400066	SCREEN\1 1/2" HOLE\1/4\H1100
5400050	SCREEN\2" HOLE\1/4\H1100
5400051	SCREEN\3" HOLE\1/4\H1100
5400062	SCREEN\4" HOLE\1/4\H1100
5400102	SCREEN\5" HOLE\1/4\H1100
5400110	SCREEN\6" HOLE\1/4\H1100E
5400111	SCREEN\7" HOLE\1/4\H1100E
5400103	SCREEN\8" HOLE\1/4\H1100
5400080	SCREEN\DUMMY\1/4\H1100

1150 ROTOR BOX ASSEMBLY S.N. 0212 AND UP



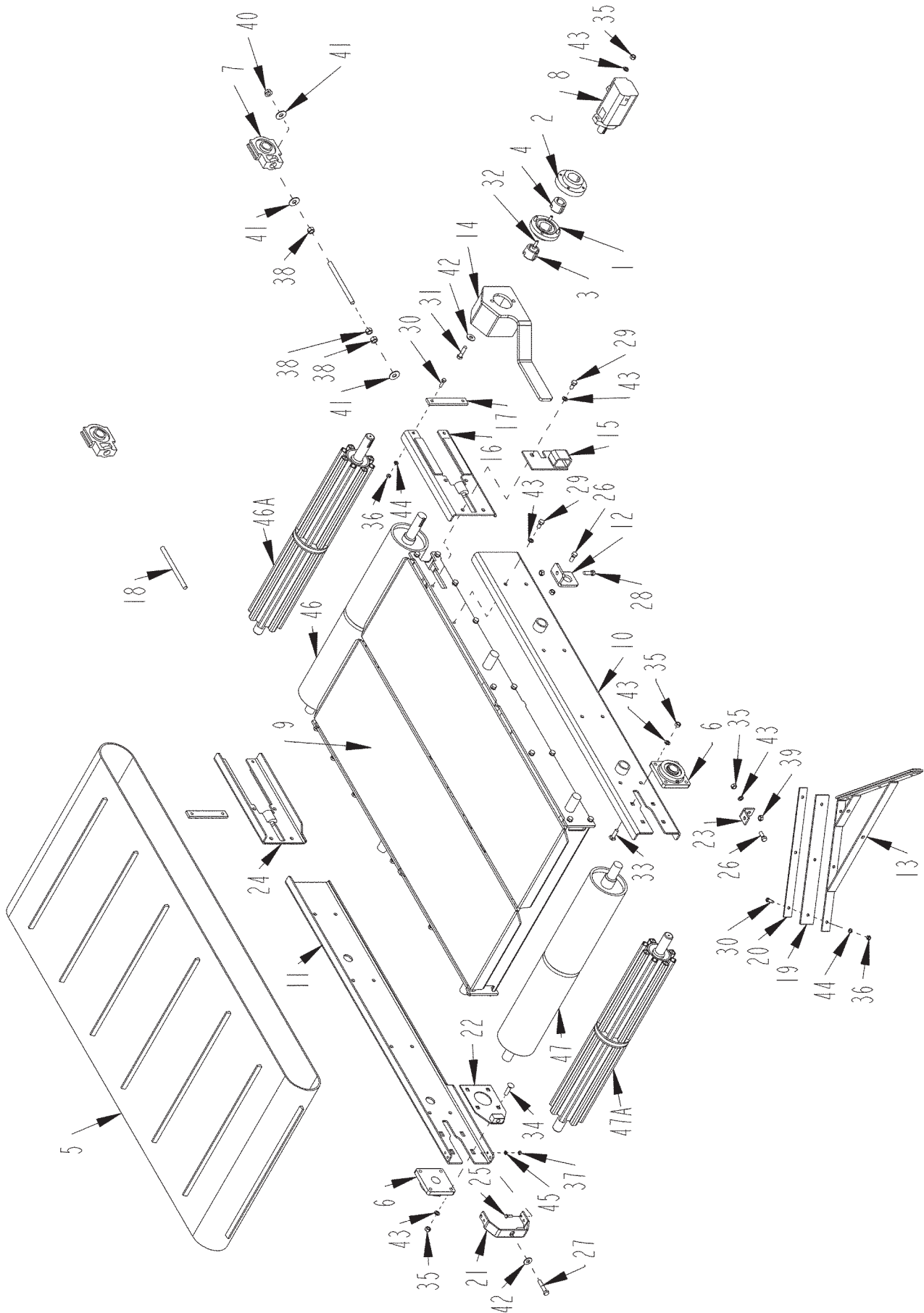
1150 ROTOR BOX ASSEMBLY S.N. 0212 AND UP

ITEM	PART	QTY.	PART DESCRIPTION
1	4501790	1	PL\END\BOX\CYL\REAR
2	4501814	2	BELT\SKIRT\CNVYR\BELLY
3	4501816	2	DBLR\SKIRT\BELT\CNVYR
4	4501837	2	HOLDDOWN\SCRN\LOWER
5	4501838	1	GUIDE\SCRN (THRU S.N. 0305)
5a	4502783	1	GUIDE\SCRN
6	4502046	1	PL\END\BOX\CYL\FRONT
7	4502092	2	SEAL\SHAFT\RTR
8	4502143	1	SH\DFLTR\CHUTE\BELLY
9	4502150	1	SH\DFLCT\CONV\DISC
10	4502275	1	SEAL\CNVRY\BELLY\FRONT
11	4502276	1	GUIDE\MATL\CNVYR\BNELLY\LH
12	4502277	1	GUIDE\MATL\CNVYR\BELLY\RH
13	4704246	2	SEAL
14	4800003	8	BOLT\HEX\3/8X1
15	4800053	6	BOLT\CRG\3/8X1\NC
16	4800098	4	BOLT\HEX\3/8X1-1/4\NC
17	4800164	4	BOLT\HEX\3/8X3/4
18	4800201	12	BOLT\CRG\1/2X1-3/4\NC\GR5
19	4800911	4	PIN\LYNCH\1/4X2-1/2\
20	4900001	12	NUT\HEX\1/2\NC
21	4900002	10	NUT\HEX\3/8\NC
22	5000001	20	WASH\FLAT\3/8
23	5000004	12	WASH\FLAT\1/2
24	5000006	12	WASH\LOCK\1/2
25	5000019	22	WASH\LOCK\3/8
26	5400062	1	SCRN\4HL\1/4
27	5400102	1	SCRN\5HL\1/4
28	7501045	4	LATCH\ADJ\OTC\4" GRIP
29	4502038	2	SEAL\ASSY\CNVYR\BELLY (THRU S.N. 0231)
30	4502462	1	GUIDE\MATL\CNVYR\LH (THRU S.N. 0231)
31	4502463	1	GUIDE\MATL\CNVYR\RH (THRU S.N. 0231)

SCREENS

5400095	SCREEN\1/8" HOLE\1/4
5400074	SCREEN\3/16" HOLE\1/4
5400052	SCREEN\1/4" HOLE\1/4
5400053	SCREEN\3/8" HOLE\1/4
5400054	SCREEN\1/2" HOLE\1/4
5400055	SCREEN\5/8" HOLE\1/4
5400056	SCREEN\3/4" HOLE\1/4
5400049	SCREEN\1" HOLE\1/4
5400066	SCREEN\1 1/2" HOLE\1/4
5400050	SCREEN\2" HOLE\1/4
5400051	SCREEN\3" HOLE\1/4
5400062	SCREEN\4" HOLE\1/4
5400102	SCREEN\5" HOLE\1/4
5400110	SCREEN\6" HOLE\1/4
5400111	SCREEN\7" HOLE\1/4
5400103	SCREEN\8" HOLE\1/4
5400080	SCREEN\DUMMY\1/4

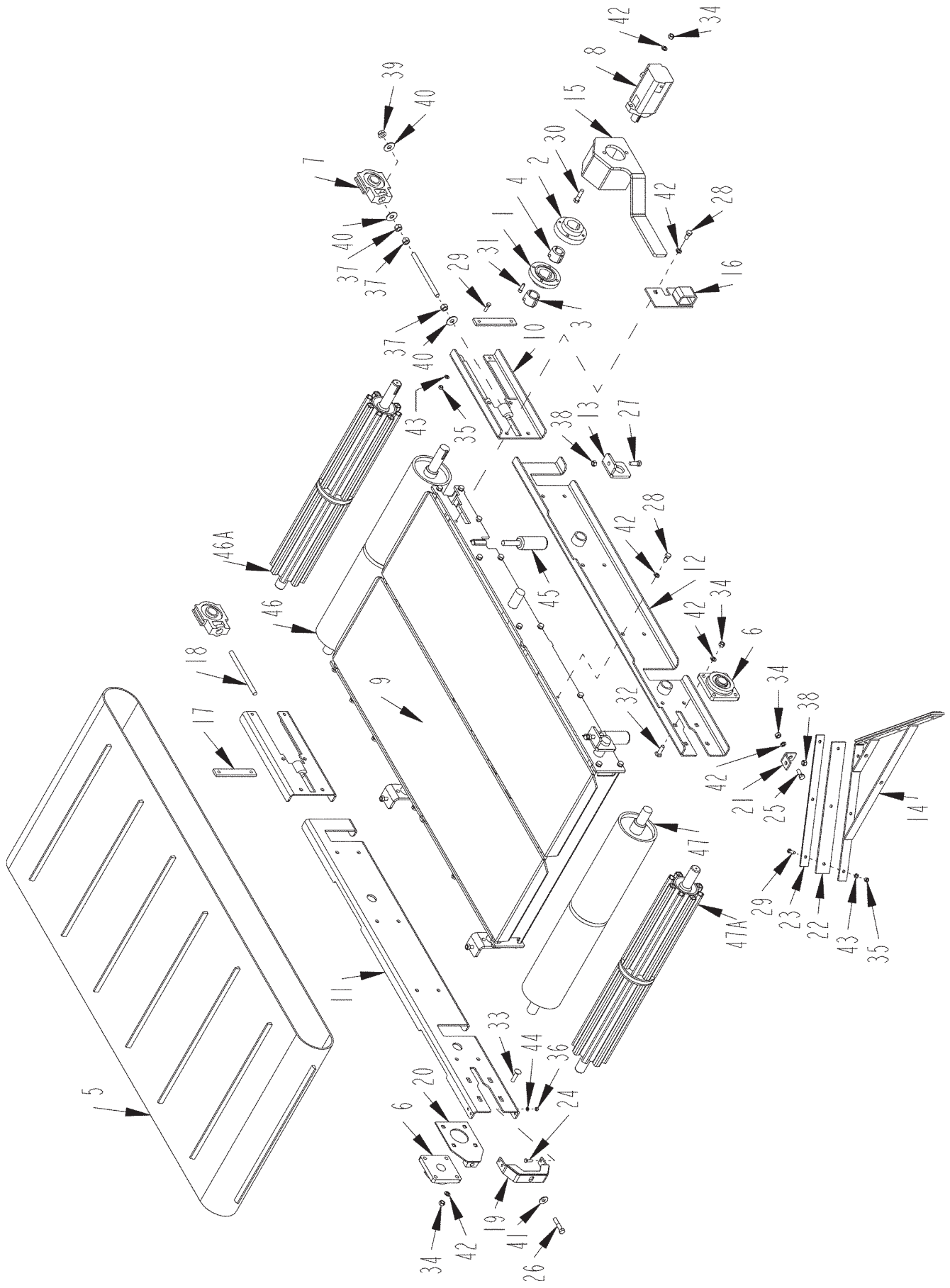
1150 36" BELLY CONVEYOR ASSEMBLY S. N. 0147 TO 0211
 1155 36" BELLY CONVEYOR ASSEMBLY ALL



1150 36" BELLY CONVEYOR ASSEMBLY S. N. 0147 TO 0211
1155 36" BELLY CONVEYOR ASSEMBLY ALL

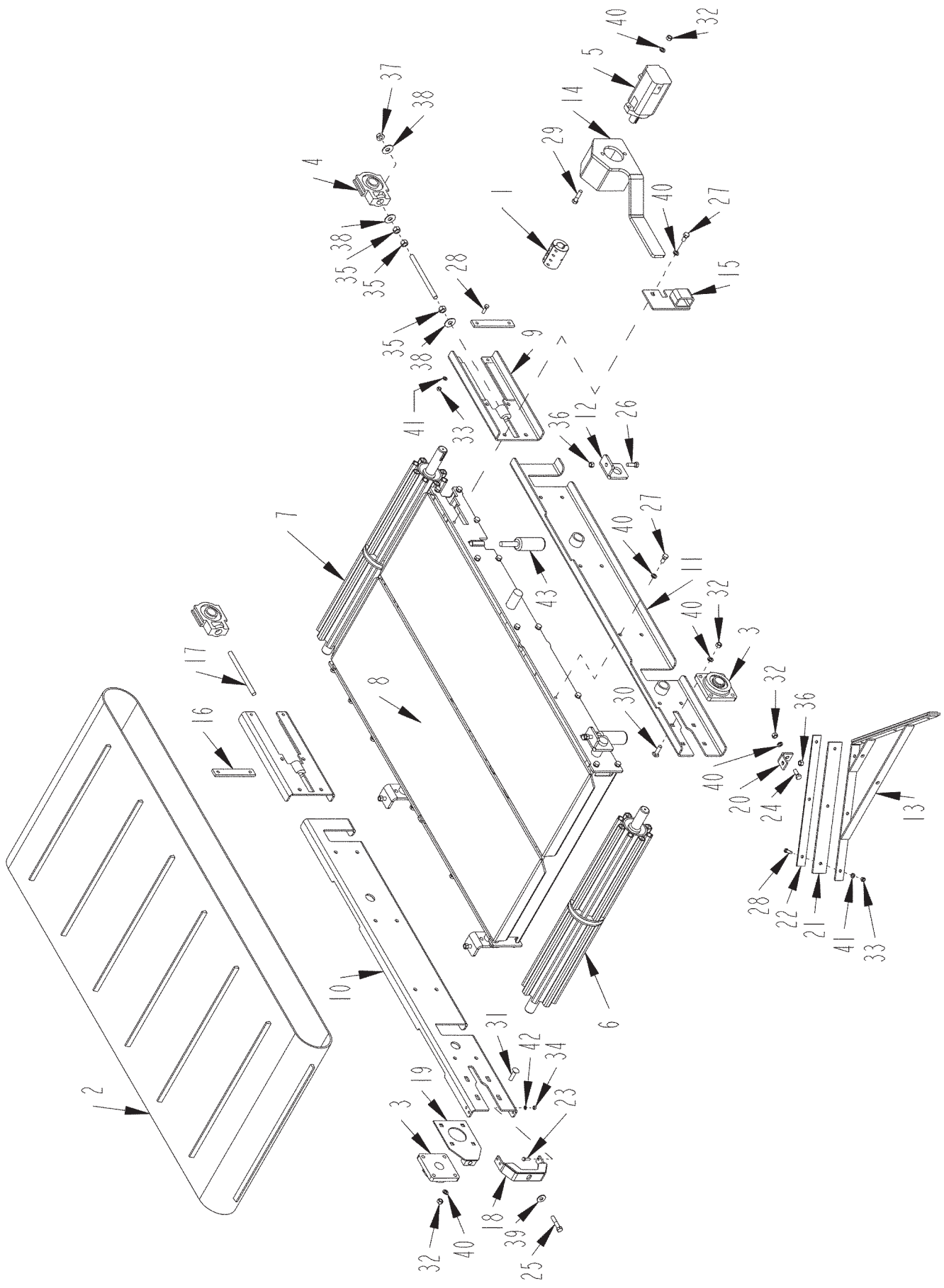
ITEM	PART	QTY.	PART DESCRIPTION
1	1400632	1	CPLR\RIGID\MALE\FLANGE\DODGE\003001
2	1400633	1	CPLR\RIGID\FEMALE\FLANGE\DODGE\003002
3	1400634	1	BUSH\TAPER\1-1/2SH\3/8KW\DODGE\119056
4	1400635	1	BUSH\TAPER\1-1/4SH\5/16KW
5	1700219	1	BELT\CNVYR\30X162\CLTD
6	2000571	2	BRG\FLG\1-1/2\4BOLT\COATD
7	2000572	2	BRG\TUU\1-1/2W-ECC\COATD
8	3900013	1	MTR\HYD\6.2\2000\SAE;A;>
9	4502140	1	FRM\CNVYR\BELLY
10	4502152	1	SIDE\CNVYR\BELLY\L.H.
11	4502153	1	SIDE\CNVYR\BELLY\R.H.
12	4502154	4	BRKT\CNVYR\BELLY
13	4502157	1	FRM\SCRPR\BELT\CNVYR\BELLY
14	4502158	1	BRKT\ARM\TORQUE\MTR
15	4502159	1	BRKT\ARM\TORQUE
16	4502160	1	BRKT\BRG\CNVYR\BELLY\L.H.
17	4702204	2	STRAP\REINFRC\GUIDE\BRG\CNVYR
18	4702205	2	BOLT\ADJRLLR\DRV\CNVYR
19	4702644	2	FLAT\SCRPR\PLASTIC\CNVYR\BLLY
20	4702645	2	FLAT\DBLR\SCRPR\CNVYR\BELLY
21	4703941	1	BRKT\TGHTNR\RLLR\CNVYR
22	4703942	1	BRKT\SLIDE\BRG\CNVYR
23	4704056	2	BRKT\SCRPR\BELT\CNVYR\BELLY
24	4704291	1	BRKT\BRG\CNVYR\BELLY\R.H.
25	4800013	4	BOLT\HEX\5/16X1
26	4800018	4	BOLT\HEX\1/2X1-1/4
27	4800070	1	BOLT\HEX\1/2X2-1/2
28	4800082	2	BOLT\HEX\1/2X1-1/2
29	4800085	24	BOLT\HEX\1/2X1
30	4800098	10	BOLT\HEX\3/8X1-1/4\NC
31	4800114	2	BOLT\HEX\1/2X2
32	4800167	4	SCR\CAP\ALN\3/8X1-1/4\NC
33	4800201	4	BOLT\CRG\1/2X1-3/4\NC\GR5
34	4800334	4	BOLT\CRG\1/2X2\NC
35	4900001	12	NUT\HEX\1/2\NC
36	4900002	10	NUT\HEX\3/8\NC
37	4900003	4	NUT\HEX\5/16\NC
38	4900005	6	NUT\HEX\5/8\NC
39	4900014	6	NUT\TPLCK\1/2\NC
40	4900110	2	NUT\FLG\SERR\5/8\NC
41	5000002	6	WASH\FLAT\5/8
42	5000004	3	WASH\FLAT\1/2
43	5000006	36	WASH\LOCK\1/2
44	5000019	10	WASH\LOCK\3/8
45	5000022	4	WASH\LOCK\5/16
46	7501311	1	RLLR\DR\36X6\B-GRVE\RBBR
46A	4501798		RLLR\DR\STEEL
47	7501312	1	RLLR\TAIL\36X6\B-GRV\RBBR
46B	4501797		RLLR\DLR\STEEL

1150 BELLY CONVEYOR ASSEMBLY S.N. 0212 THRU 0231



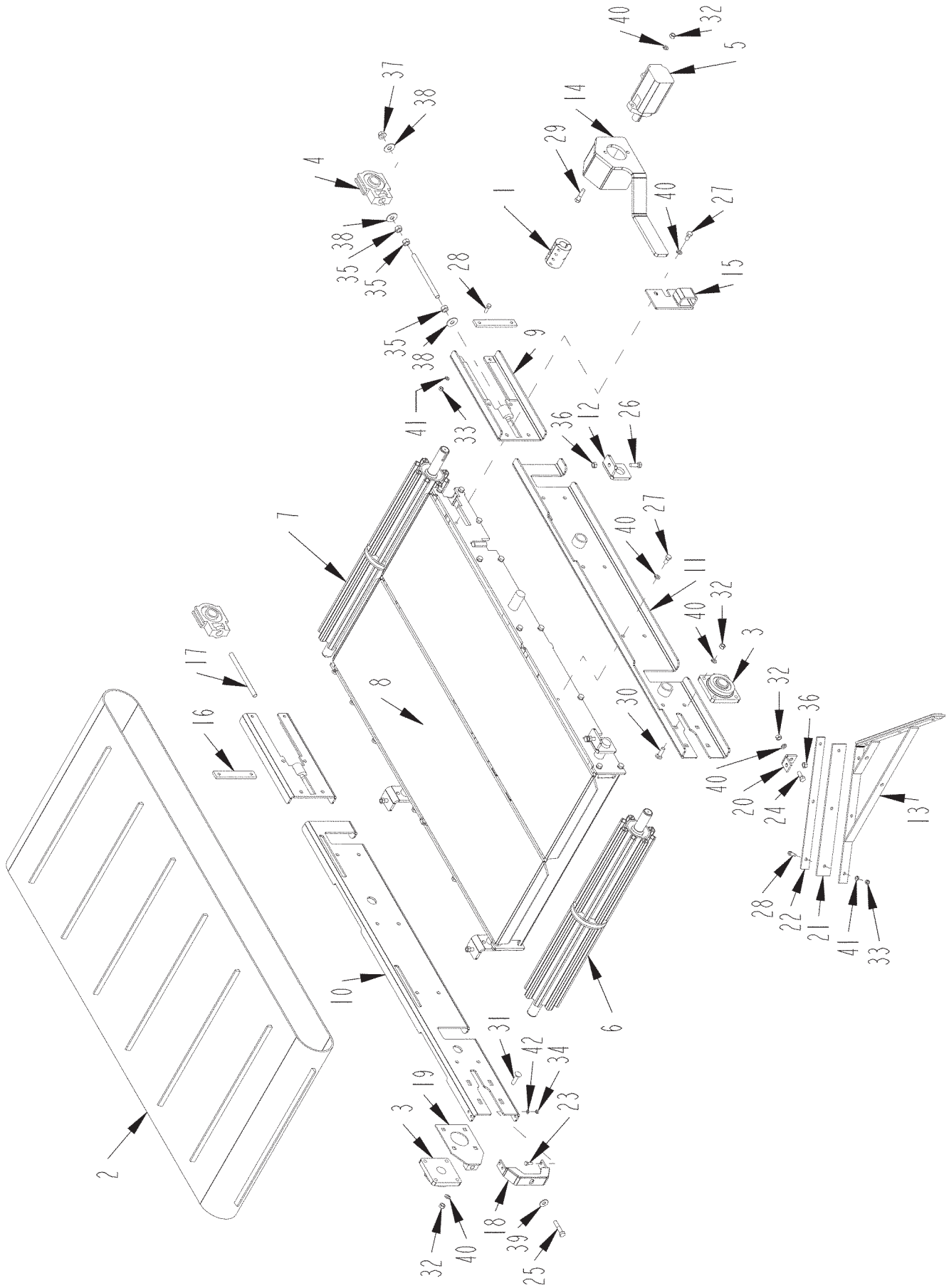
1150 BELLY CONVEYOR ASSEMBLY S.N. 0212 THRU 0231

ITEM	PART	QTY.	PART DESCRIPTION
1	1400632	1	CPLR\RIGID\MALE\FLANGE\DODGE\003001
2	1400633	1	CPLR\RIGID\FEMALE\FLANGE\DODGE\003002
3	1400634	1	BUSH\TAPER\1-1/2SH\3/8KW\DODGE\119056
4	1400635	1	BUSH\TAPER\1-1/4SH\5/16KW
5	1700230	1	BELT\CNVYR\36X162\CLTD\2PLY
6	2000818	2	BRG\FLG\1-1/2\4BOLT\COATD
7	2000819	2	BRG\TUU\1-1/2W-ECC\COATD
8	3900013	1	MTR\HYD\6.2\2000\SAE;A;>
9	4502034	1	FRM\CNVYR\BELLY
10	4502036	2	BRKT\BRG\CNVYR\BELLY
11	4502043	1	SIDE\CNVYR\BELLY\RH
12	4502044	1	SIDE\CNVYR\BELLY\LH
13	4502154	4	BRKT\CNVYR\BELLY
14	4502157	1	FRM\SCRPR\BELT\CNVYR\BELLY
15	4502158	1	BRKT\ARM\TORQUE\MTR
16	4502159	1	BRKT\ARM\TORQUE
17	4702204	2	STRAP\REINFRG\GUIDE\BRG\CNVYR
18	4702205	2	BOLT\ADJRLLR\DRV\CNVYR
19	4703941	1	BRKT\TGHTNR\RLLR\CNVYR
20	4703942	1	BRKT\SLIDE\BRG\CNVYR
21	4704056	2	BRKT\SCRPR\BELT\CNVYR\BELLY
22	4704277	2	FLAT\SCRPR\PLASTIC\CNVYR\BELLY
23	4704278	2	FLAT\DBLR\SCRPR\CNVYR\BELLY
24	4800013	4	BOLT\HEX\5/16X1
25	4800018	2	BOLT\HEX\1/2X1-1/4
26	4800070	1	BOLT\HEX\1/2X2-1/2
27	4800082	4	BOLT\HEX\1/2X1-1/2
28	4800085	24	BOLT\HEX\1/2X1
29	4800098	10	BOLT\HEX\3/8X1-1/4\NC
30	4800114	2	BOLT\HEX\1/2X2
31	4800167	4	SCR\CAP\ALN\3/8X1-1/4\NC
32	4800201	4	BOLT\CRG\1/2X1-3/4\NC\GR5
33	4800334	4	BOLT\CRG\1/2X2\NC
34	4900001	12	NUT\HEX\1/2\NC
35	4900002	10	NUT\HEX\3/8\NC
36	4900003	4	NUT\HEX\5/16\NC
37	4900005	6	NUT\HEX\5/8\NC
38	4900014	8	NUT\TPLCK\1/2\NC
39	4900110	2	NUT\FLG\SERR\5/8\NC
40	5000002	6	WASH\FLAT\5/8
41	5000004	1	WASH\FLAT\1/2
42	5000006	36	WASH\LOCK\1/2
43	5000019	10	WASH\LOCK\3/8
44	5000022	4	WASH\LOCK\5/16
45	7501230	4	IDLER\ROLL\2"DIA\4-3/4"
46	7501311	1	RLLR\DR\36X6\B-GRVE\RBBR
46A	4501798		RLLR\DR\STEEL
47	7501312	1	RLLR\TAIL\36X6\B-GRV\RBBR
47A	4501797		RLLR\IDLER\STEEL



1150 BELLY CONVEYOR ASSEMBLY S.N. 0232 THRU 0254

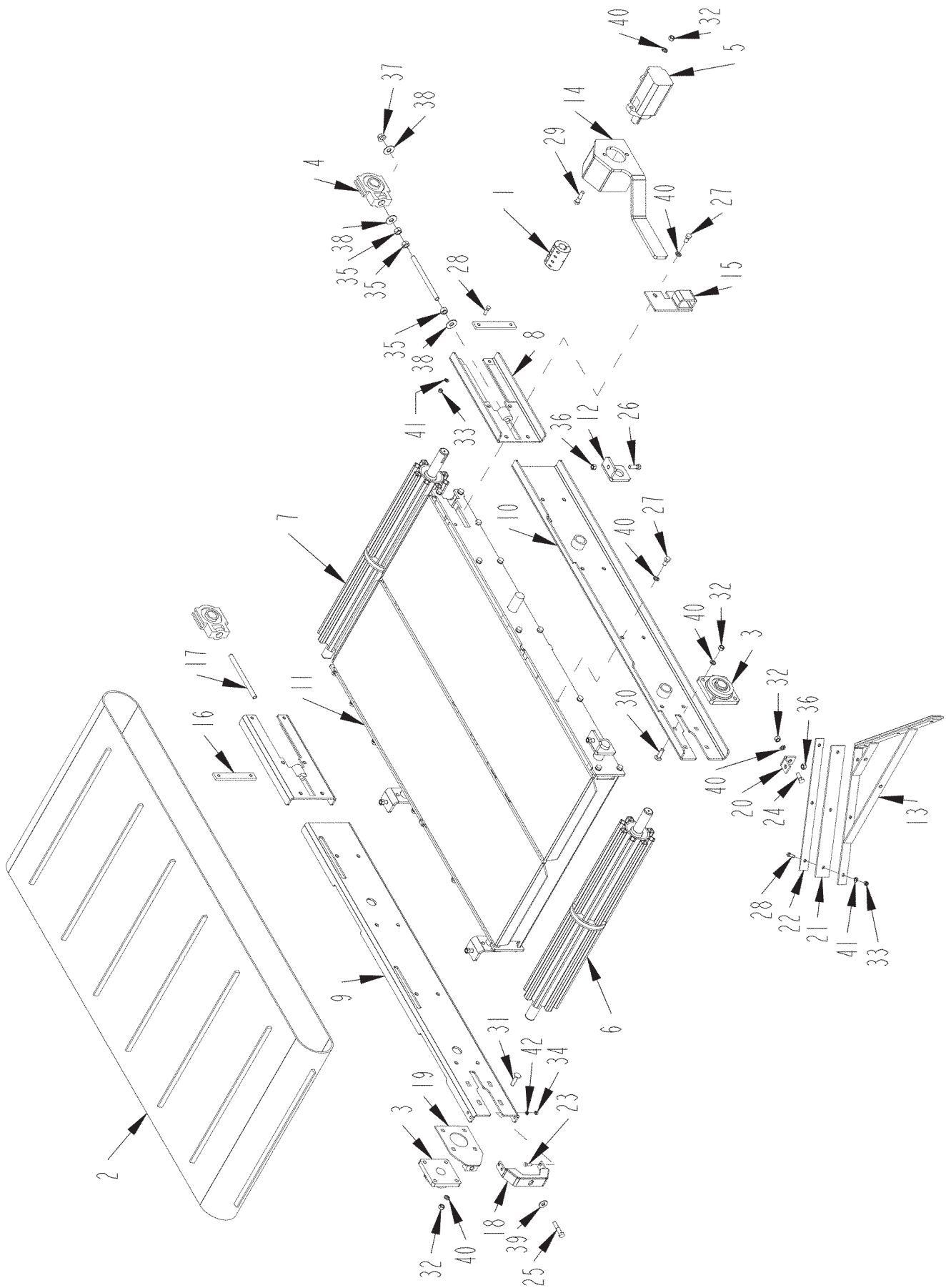
ITEM	PART	QTY.	PART DESCRIPTION
1	1400659	1	CPLR\RIGID\1.5X1.25
2	1700230	1	BELT\CNVYR\36X162\CLTD\2PLY
3	2000818	2	BRG\FLG\1-1/2\4BOLT\COATD
4	2000819	2	BRG\TUU\1-1/2\W-ECC\COATD
5	3900013	1	MTR\HYD\6.2\2000\SAE;A;>
6	4501797	1	RLLR\IDLR\43-1/4X6\CNVYR\BLLY
7	4501798	1	RLLR\DR\43-7/8X6\CNVYR\BLLY
8	4502034	1	FRM\CNVYR\BELLY
9	4502036	2	BRKT\BRG\CNVYR\BELLY
10	4502043	1	SIDE\CNVYR\BELLY\RH
11	4502044	1	SIDE\CNVYR\BELLY\LH
12	4502154	4	BRKT\CNVYR\BELLY
13	4502157	1	FRM\SCRPR\BELT\CNVYR\BELLY
14	4502158	1	BRKT\ARM\TORQUE\MTR
15	4502159	1	BRKT\ARM\TORQUE
16	4702204	2	STRAP\REINF\GUIDE\BRG\CNVYR
17	4702205	2	BOLT\ADJ\RLLR\DRV\CNVYR
18	4703941	1	BRKT\TGHTNR\RLLR\CNVYR
19	4703942	1	BRKT\SLIDE\BRG\CNVYR
20	4704056	2	BRKT\SCRPR\BELT\CNVYR\BELLY
21	4704277	2	FLAT\SCRPR\PLASTIC\CNVYR\BELLY
22	4704278	2	FLAT\DBLR\SCRPR\CNVYR\BELLY
23	4800013	4	BOLT\HEX\5/16X1
24	4800018	2	BOLT\HEX\1/2X1-1/4
25	4800070	1	BOLT\HEX\1/2X2-1/2
26	4800082	4	BOLT\HEX\1/2X1-1/2
27	4800085	24	BOLT\HEX\1/2X1
28	4800098	10	BOLT\HEX\3/8X1-1/4\NC
29	4800114	2	BOLT\HEX\1/2X2
30	4800201	4	BOLT\CRG\1/2X1-3/4\NC\GR5
31	4800334	4	BOLT\CRG\1/2X2\NC
32	4900001	12	NUT\HEX\1/2\NC
33	4900002	10	NUT\HEX\3/8\NC
34	4900003	4	NUT\HEX\5/16\NC
35	4900005	6	NUT\HEX\5/8\NC
36	4900014	8	NUT\PLCK\1/2\NC
37	4900110	2	NUT\FLG\SERR\5/8\NC
38	5000002	6	WASH\FLAT\5/8
39	5000004	1	WASH\FLAT\1/2
40	5000006	36	WASH\LOCK\1/2
41	5000019	10	WASH\LOCK\3/8
42	5000022	4	WASH\LOCK\5/16
43	7501230	4	IDLER\ROLL\2"DIAX4-3/4"



1150 BELLY CONVEYOR ASSEMBLY S.N. 0255 THRU 0282

ITEM	PART	QTY.	PART DESCRIPTION
1	1400659	1	CPLR\RIGID\1.5X1.25
2	1700219	1	BELT\CNVYR\36X162\CLTD
3	2000818	2	BRG\FLG\1-1/2\4BOLT\COATD
3A	2000341		BRG\FLG\1-1/2\4B\RCJ (S.N. 0279 & UP)
4	2000819	2	BRG\TUU\1-1/2W-ECC\COATD
4A	2000342		BRG\TUU\1-1/2\RTU (S.N. 0279 & UP)
5	3900013	1	MTR\HYD\101-1011\5.9CI
6	4501797	1	RLLR\DLR\43-1/4X6\CNVYR\BLLY
7	4501798	1	RLLR\DR\43-7/8X6\CNVYR\BLLY
8	4502034	1	FRM\CNVYR\BELLY
9	4502036	2	BRKT\BRG\CNVYR\BELLY
10	4502043	1	SIDE\CNVYR\BELLY\RH
11	4502044	1	SIDE\CNVYR\BELLY\LH
12	4502154	4	BRKT\CNVYR\BELLY
13	4502157	1	FRM\SCRPR\BELT\CNVYR\BELLY
14	4502158	1	BRKT\ARM\TORQUE\MTR
15	4502159	1	BRKT\ARM\TORQUE
16	4702204	2	STRAP\REINF\GUIDE\BRG\CNVYR
17	4702205	2	BOLT\ADJ\RLLR\DRV\CNVYR
18	4703941	1	BRKT\TGHTNR\RLLR\CNVYR
19	4703942	1	BRKT\SLIDE\BRG\CNVYR
20	4704056	2	BRKT\SCRPR\BELT\CNVYR\BELLY
21	4704277	2	FLAT\SCRPR\PLASTIC\CNVYR\BELLY
22	4704278	2	FLAT\DBLR\SCRPR\CNVYR\BELLY
23	4800013	4	BOLT\HEX\5/16X1
24	4800018	2	BOLT\HEX\1/2X1-1/4
25	4800070	1	BOLT\HEX\1/2X2-1/2
26	4800082	4	BOLT\HEX\1/2X1-1/2
27	4800085	24	BOLT\HEX\1/2X1
28	4800098	10	BOLT\HEX\3/8X1-1/4\NC
29	4800114	2	BOLT\HEX\1/2X2
30	4800201	4	BOLT\CRG\1/2X1-3/4\NC\GR5
31	4800334	4	BOLT\CRG\1/2X2\NC
32	4900001	12	NUT\HEX\1/2\NC
33	4900002	10	NUT\HEX\3/8\NC
34	4900003	4	NUT\HEX\5/16\NC
35	4900005	6	NUT\HEX\5/8\NC
36	4900014	8	NUT\TPLCK\1/2\NC
37	4900110	2	NUT\FLG\SERR\5/8\NC
38	5000002	6	WASH\FLAT\5/8
39	5000004	1	WASH\FLAT\1/2
40	5000006	36	WASH\LOCK\1/2
41	5000019	10	WASH\LOCK\3/8
42	5000022	4	WASH\LOCK\5/16

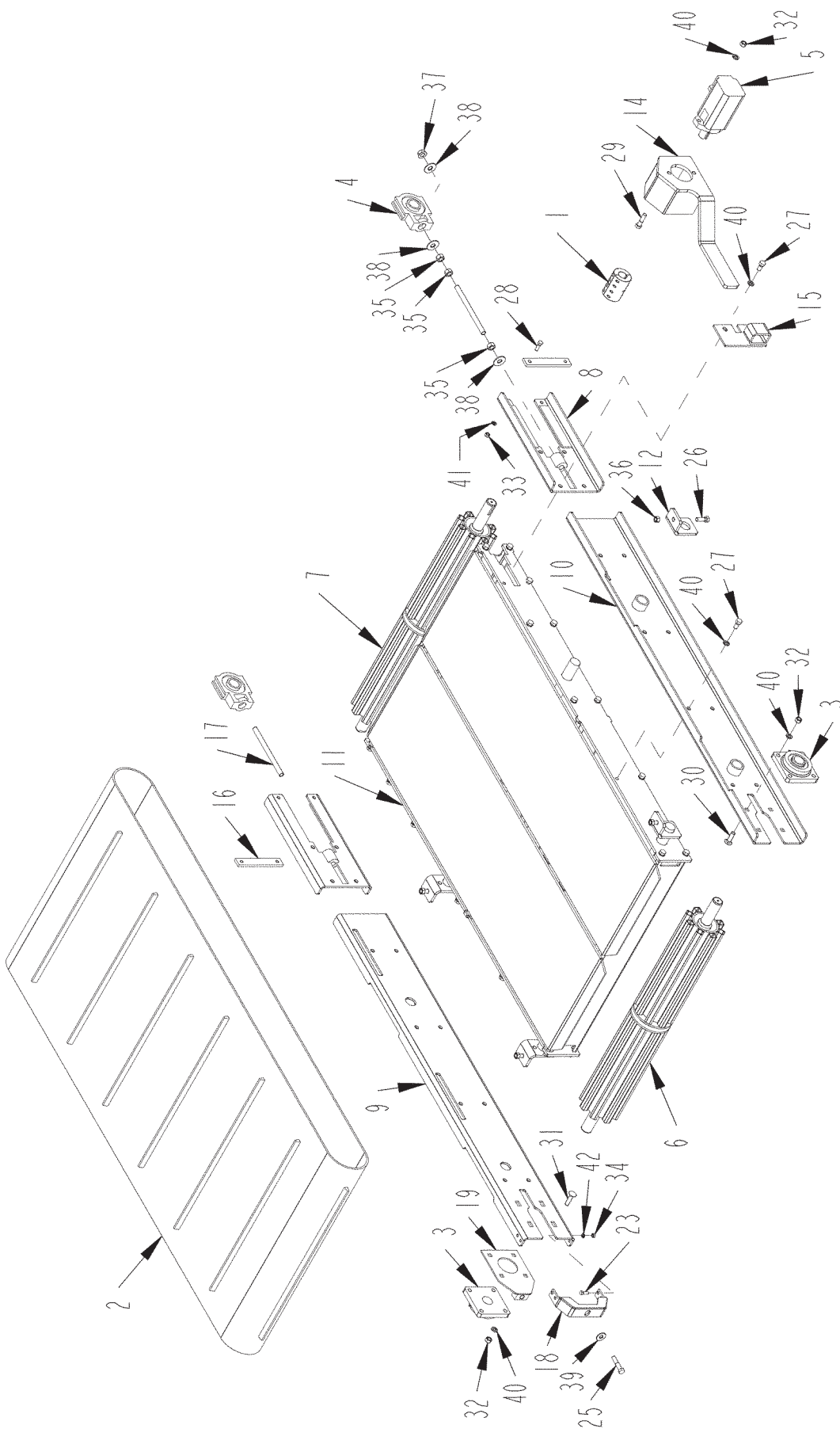
1150 BELLY CONVEYOR ASSEMBLY S.N. 0283 THRU 0305



1150 BELLY CONVEYOR ASSEMBLY S.N. 0283 THRU 0305

ITEM	PART	QTY.	PART DESCRIPTION
1	1400659	1	CPLR\RIGID\1.5X1.25
2	1700219	1	BELT\CNVYR\36X162\CLTD
3	2000341	2	BRG\FLG\1-1/2\4B\RCJ
4	2000342	2	BRG\TUU\1-1/2\RTU
5	3900013	1	MTR\HYD\6.2\2000\SAE;A\7/8FOR
6	4501797	1	RLLR\IDLR\43-1/4X6\CNVYR\BLLY
7	4501798	1	RLLR\DR\43-7/8X6\CNVYR\BLLY
8	4502036	2	BRKT\BRG\CNVYR\BELLY
9	4502043	1	SIDE\CNVYR\BELLY\RH
10	4502044	1	SIDE\CNVYR\BELLY\LH
11	4502140	1	FRM\CNVYR\BELLY
12	4502154	4	BRKT\CNVYR\BELLY
13	4502157	1	FRM\SCRPR\BELT\CNVYR\BELLY
14	4502158	1	BRKT\ARM\TORQUE\MTR
15	4502159	1	BRKT\ARM\TORQUE
16	4702204	2	STRAP\REINF\GUIDE\BRG\CNVYR
17	4702205	2	BOLT\ADJR\LLR\DRV\CNVYR
18	4703941	1	BRKT\TGHTNR\RLLR\CNVYR
19	4703942	1	BRKT\SLIDE\BRG\CNVYR
20	4704056	2	BRKT\SCRPR\BELT\CNVYR\BELLY
21	4704277	2	FLAT\SCRPR\PLASTIC\CNVYR\BELLY
22	4704278	2	FLAT\DBLR\SCRPR\CNVYR\BELLY
23	4800013	4	BOLT\HEX\5/16X1
24	4800018	2	BOLT\HEX\1/2X1-1/4
25	4800070	1	BOLT\HEX\1/2X2-1/2
26	4800082	4	BOLT\HEX\1/2X1-1/2
27	4800085	24	BOLT\HEX\1/2X1
28	4800098	10	BOLT\HEX\3/8X1-1/4\NC
29	4800114	2	BOLT\HEX\1/2X2
30	4800201	4	BOLT\CRG\1/2X1-3/4\NC\GR5
31	4800334	4	BOLT\CRG\1/2X2\NC
32	4900001	12	NUT\HEX\1/2\NC
33	4900002	10	NUT\HEX\3/8\NC
34	4900003	4	NUT\HEX\5/16\NC
35	4900005	6	NUT\HEX\5/8\NC
36	4900014	8	NUT\TPLCK\1/2\NC
37	4900110	2	NUT\FLG\SERR\5/8\NC
38	5000002	6	WASH\FLAT\5/8
39	5000004	1	WASH\FLAT\1/2
40	5000006	36	WASH\LOCK\1/2
41	5000019	10	WASH\LOCK\3/8
42	5000022	4	WASH\LOCK\5/16

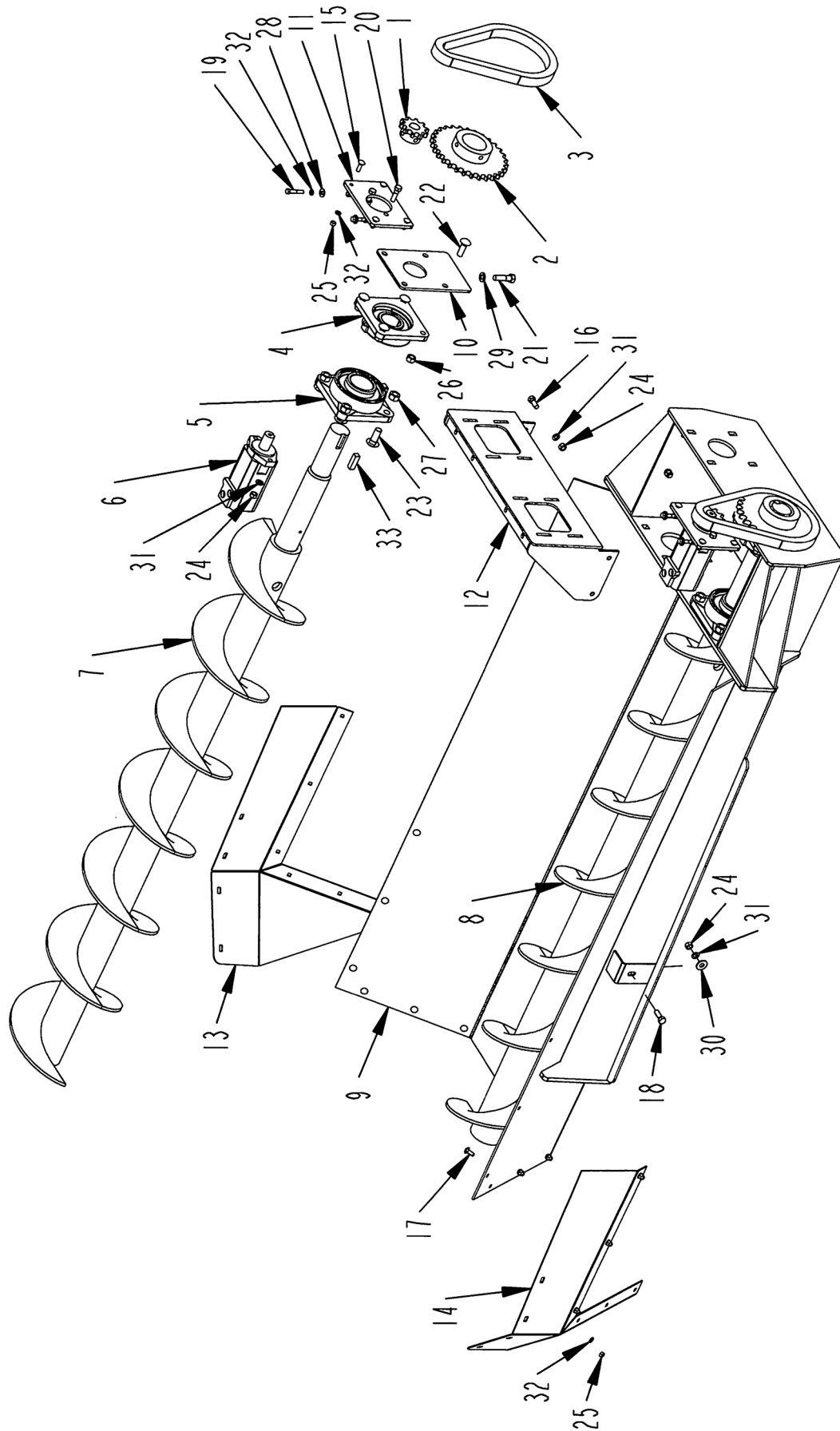
1150 BELLY CONVEYOR ASSEMBLY S. N. 0306 & UP



1150 BELLY CONVEYOR ASSEMBLY S. N. 0306 & UP

ITEM	PART	QTY.	PART DESCRIPTION
1	1400659	1	CPLR\RIGID\1.5X1.25
2	1700219	1	BELT\CNVYR\36X162\CLTD
3	2000341	2	BRG\FLG\1-1/2\4B\RCJ
4	2000342	2	BRG\TUU\1-1/2\RTU
5	3900013	1	MTR\HYD\6.2\2000\SAE;A\7/8FOR
6	4501797	1	RLLR\IDLR\43-1/4X6\CNVYR\BLLY
7	4501798	1	RLLR\DR\43-7/8X6\CNVYR\BLLY
8	4502036	2	BRKT\BRG\CNVYR\BELLY
9	4502043	1	SIDE\CNVYR\BELLY\RH
10	4502044	1	SIDE\CNVYR\BELLY\LH
11	4502140	1	FRM\CNVYR\BELLY
12	4502154	4	BRKT\CNVYR\BELLY
14	4502158	1	BRKT\ARM\TORQUE\MTR
15	4502159	1	BRKT\ARM\TORQUE
16	4702204	2	STRAP\REINF\GUIDE\BRG\CNVYR
17	4702205	2	BOLT\ADJR\LLR\DRV\CNVYR
18	4703941	1	BRKT\TGHTNR\RLLR\CNVYR
19	4703942	1	BRKT\SLIDE\BRG\CNVYR
23	4800013	4	BOLT\HEX\5/16X1
25	4800070	1	BOLT\HEX\1/2X2-1/2
26	4800082	4	BOLT\HEX\1/2X1-1/2
27	4800085	24	BOLT\HEX\1/2X1
28	4800098	4	BOLT\HEX\3/8X1-1/4\NC
29	4800114	2	BOLT\HEX\1/2X2
30	4800201	4	BOLT\CRG\1/2X1-3/4\NC\GR5
31	4800334	4	BOLT\CRG\1/2X2\NC
32	4900001	10	NUT\HEX\1/2\NC
33	4900002	4	NUT\HEX\3/8\NC
34	4900003	4	NUT\HEX\5/16\NC
35	4900005	6	NUT\HEX\5/8\NC
36	4900014	4	NUT\TPLCK\1/2\NC
37	4900110	2	NUT\FLG\SERR\5/8\NC
38	5000002	6	WASH\FLAT\5/8
39	5000004	1	WASH\FLAT\1/2
40	5000006	34	WASH\LOCK\1/2
41	5000019	4	WASH\LOCK\3/8
42	5000022	4	WASH\LOCK\5/16

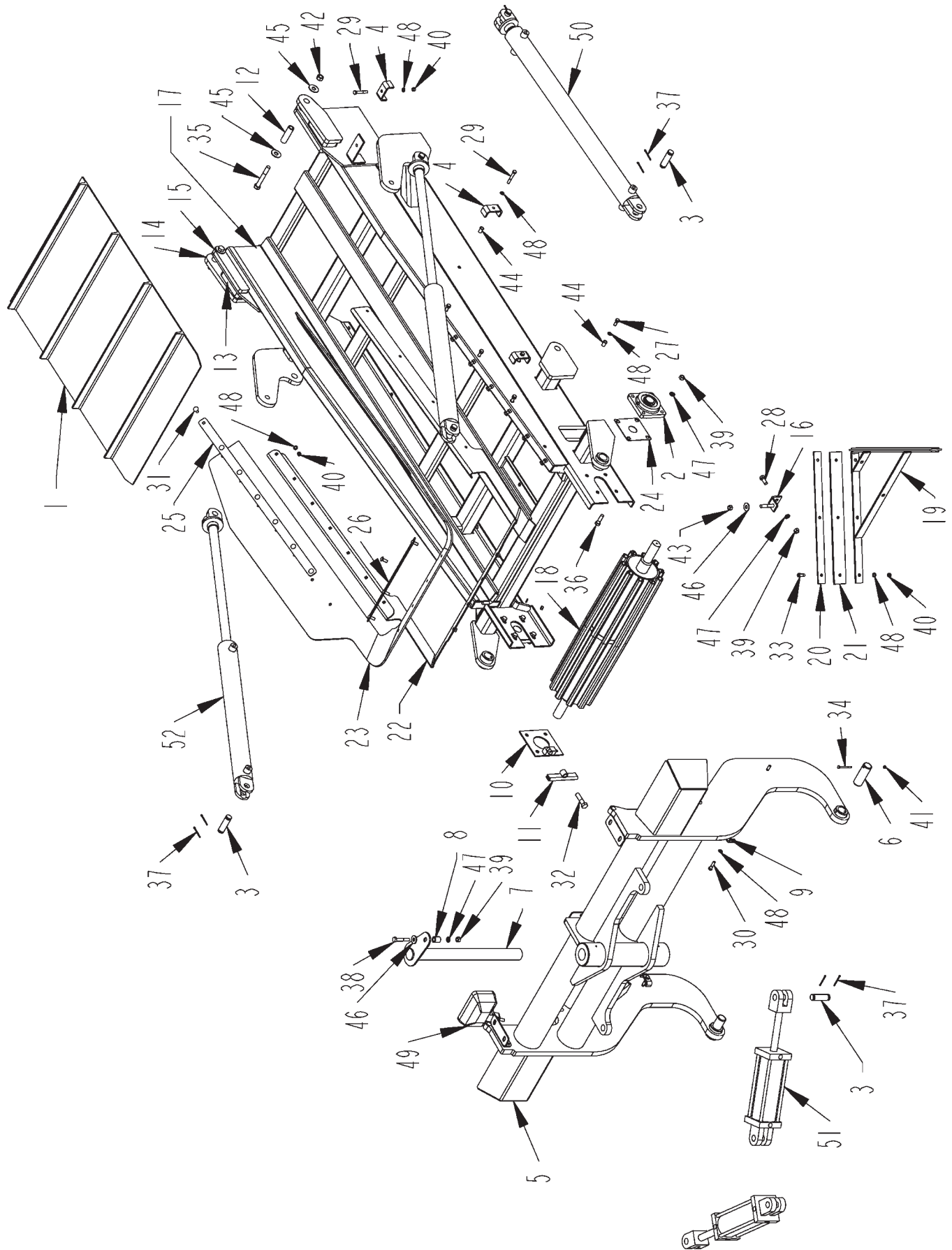
BELLY AUGER OPTION



BELLY AUGER OPTION

ITEM	PART	QTY.	PART DESCRIPTION
1	1000137	2	SPKT\80\B\10\1-1/4\5/16KW
2	1000201	2	SPKT\80\B\30\2-7/16\5/8KW
3	1100306	2	CHAIN\80\39
4	2000329	2	BRG\FLG\4 BOLT\2-7/16\SET SCREWBALL
5	2000589	2	BRG\FLG\2-15/16\4-BLT\D-LOCK
6	3900005	2	MTR\HYD\14.9\2000\SAE;A
7	4502803	1	AUGER\BELLY\LH\1150
8	4502804	1	AUGER\BELLY\RH\1150
9	4502805	1	PAN\BELLY\AUGER\3010
10	4704759	2	BKRT\BRNG\ADJ
11	4704760	2	MNT\MTR\HYD
12	4704761	1	BRKT\MNT\MTR\HYD
13	4704762	1	SH\CHUTE\AUGER\BELLY
14	4704763	1	SH\CHUTE\AUGER\BELLY
15	4800012	8	BOLT\CRG\3/8X1-1/4\NC
16	4800018	4	BOLT\HEX\1/2X1-1/4
17	4800053	12	BOLT\CRG\3/8X1\NC
18	4800082	2	BOLT\HEX\1/2X1-1/2
19	4800146	4	BOLT\HEX\3/8X2
20	4800178	4	BOLT\HEX\1/2X1-3/4
21	4800350	2	BOLT\HEX\5/8X2-1/4
22	4800483	8	BOLT\CRG\5/8X2\NC
23	4800654	8	BOLT\CRG\3/4X2\NC\GR5
24	4900001	10	NUT\HEX\1/2\NC
25	4900002	20	NUT\HEX\3/8\NC
26	4900012	8	NUT\TPLCK\5/8\NC
27	4900139	8	NUT\TPLCK\3/4\GR8\NC
28	5000001	4	WASH\FLAT\3/8
29	5000003	2	WASH\LOCK\5/8
30	5000004	2	WASH\FLAT\1/2
31	5000006	10	WASH\LOCK\1/2
32	5000019	24	WASH\LOCK\3/8
33	6200029	2	KEY\SQ\5/8X2

LOWER DISCHARGE CONVEYOR ASSEMBLY S.N. 0167 THRU 0211



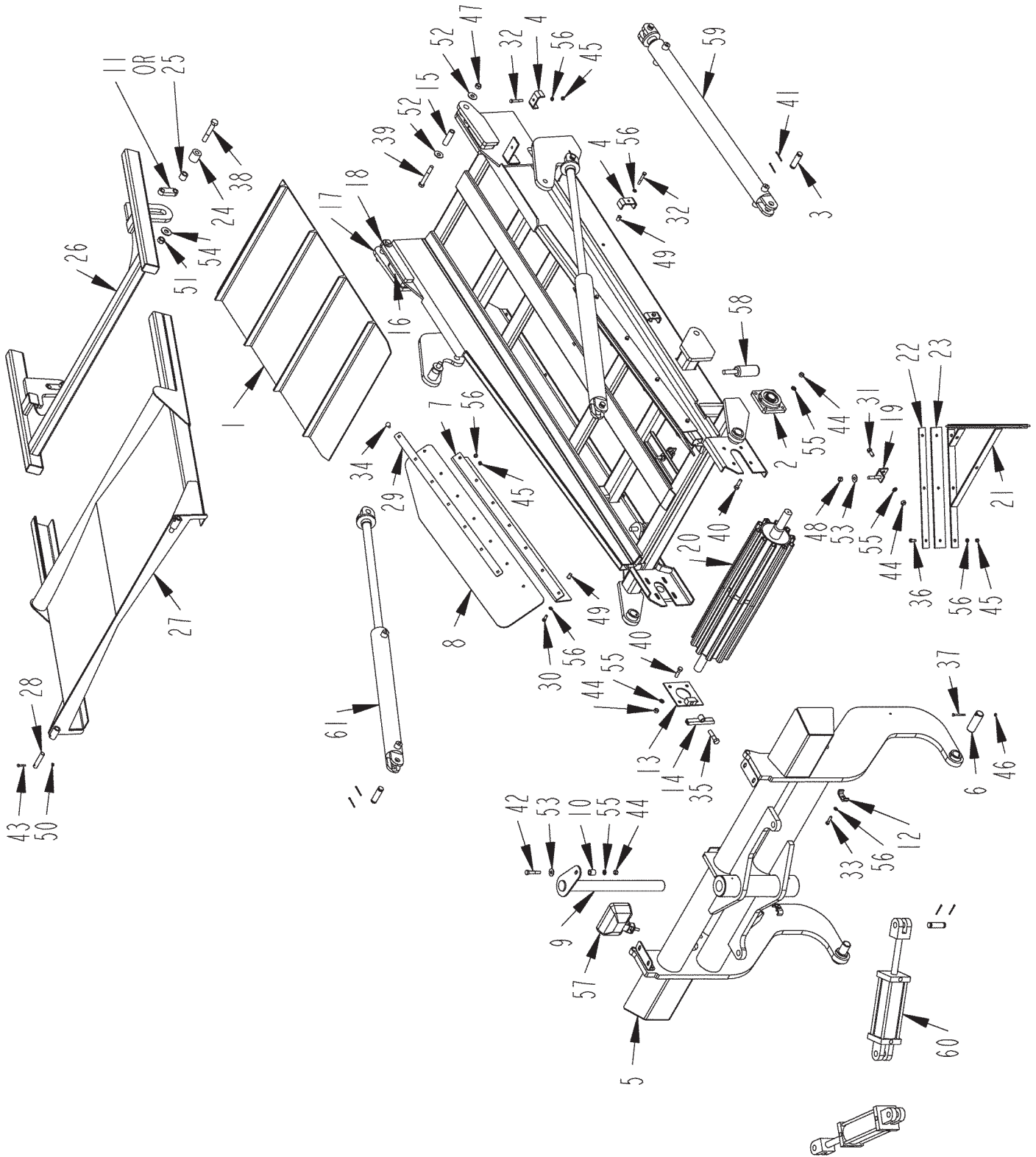
LOWER DISCHARGE CONVEYOR ASSEMBLY S.N. 0167 THRU 0211

ITEM	PART	QTY.	PART DESCRIPTION
1	1700173	1	BELT\CNVYR\30X639
2	2000303	2	BRG\FLG1-1/2\BOLT
3	4100030	12	PIN 1" X 3-1/2" HYD. CYL.
4	4500893	3	CLMP\HOSE\3/4
5	4501373	1	FRM\SWIVEL\CNVYR\DISCH
6	4501765	2	PIN\PIVOT\CNVYR\DISCH
7	4502083	1	PIN\PIVOT\CNVYR\SWING
8	4502084	1	SPCR\PIN\PIVOT\CNVYR\SWING
9	4700776	2	CLMP\HOSE\3/8
10	4701528	1	BRKT\ADJ\TRACKING\CNVYR\DISCH
11	4701529	1	HOOK\ROD\ADJ\BELT\CNVYR\DISCH
12	4701553	2	BUSH\HINGE\CNVYR\DISCH
13	4702096	2	HINGE\CNVYR\LOWER\SPCR
14	4702149	2	HINGE\CNVYR\LOWER\SPCR
15	4702150	2	HINGE\CNVYR\LOWER\INSIDE
16	4702473	2	SCRPR\BELT\CNVYR\DISCH
17	4703430	1	FRM\CNVYR\DISCH\LOWER
18	4703435	1	RLLR\IDLER\41-1/2X8\CNVYR\DISCH
19	4703438	1	FRM\SCRPR\BELT\CNVYR\DISCH
20	4703443	2	FLT\DBL\SCRPR\CNVYR\DISCH
21	4703444	2	FLAT\SCRPR\PLASTIC\CNVYR\DISCH
22	4703899	1	BRKT\CHUTE\DISCH
23	4703900	1	HPPR\CNVYR\DISCH
24	4704067	2	PL\SEAL\BRG
25	4704208	2	BRKT\CHUTE\CNVYR\BELLY
26	4704209	1	BRKT\CHUTE\CNVYR\BELLY
27	4800003	8	BOLT\HEX\3/8X1
28	4800018	6	BOLT\HEX\1/2X1-1/4
29	4800029	3	BOLT\HEX\3/8X2-1/2
30	4800034	2	BOLT\HEX\3/8X1-1/2
31	4800053	18	BOLT\CRG\3/8X1\NC
32	4800079	1	BOLT\HEX\5/8X2-1/2
33	4800098	6	BOLT\HEX\3/8X1-1/4\NC
34	4800101	2	BOLT\HEX\1/4X2-1/2
35	4800158	2	BOLT\HEX\5/8X4-1/2
36	4800178	8	BOLT\HEX\1/2X1-3/4
37	4800203	24	PIN\COT\5/32X2
38	4800351	1	BOLT\HEX\1/2X2-3/4
39	4900001	15	NUT\HEX\1/2\NC
40	4900002	25	NUT\HEX\3/8\NC
41	4900009	2	NUT\HEX\1/4\NC
42	4900012	2	NUT\TPLCK\5/8\NC
43	4900014	2	NUT\TPLCK\1/2\NC
44	4900083	6	NUT\INSERT\3/8\LONG\0.15-0.312\(.418/CD)
45	5000002	4	WASH\FLAT\5/8
46	5000004	11	WASH\FLAT\1/2
47	5000006	15	WASH\LOCK\1/2
48	5000019	37	WASH\LOCK\3/8
49	5700880	2	LAMP\HALOGEN\5X5\24V
50	4100175	2	CYL\HYD\3X36\PARALLEL
51	4100210	2	CYL\HYD\2X8\1-1/4RD\WELDE
52	4100218	2	CYL\HYD\3X30\1-1/2ROD\PARALLEL

NOT SHOWN

1700130	LCNG\R-2\30\PURCH
1700131	LCNG\CBL\R-2\30\W\CLIPS
1700132	LCNG\RIVET\R-2\PURCH
1700137	LCNG\TOOL\R-2\41213\APP

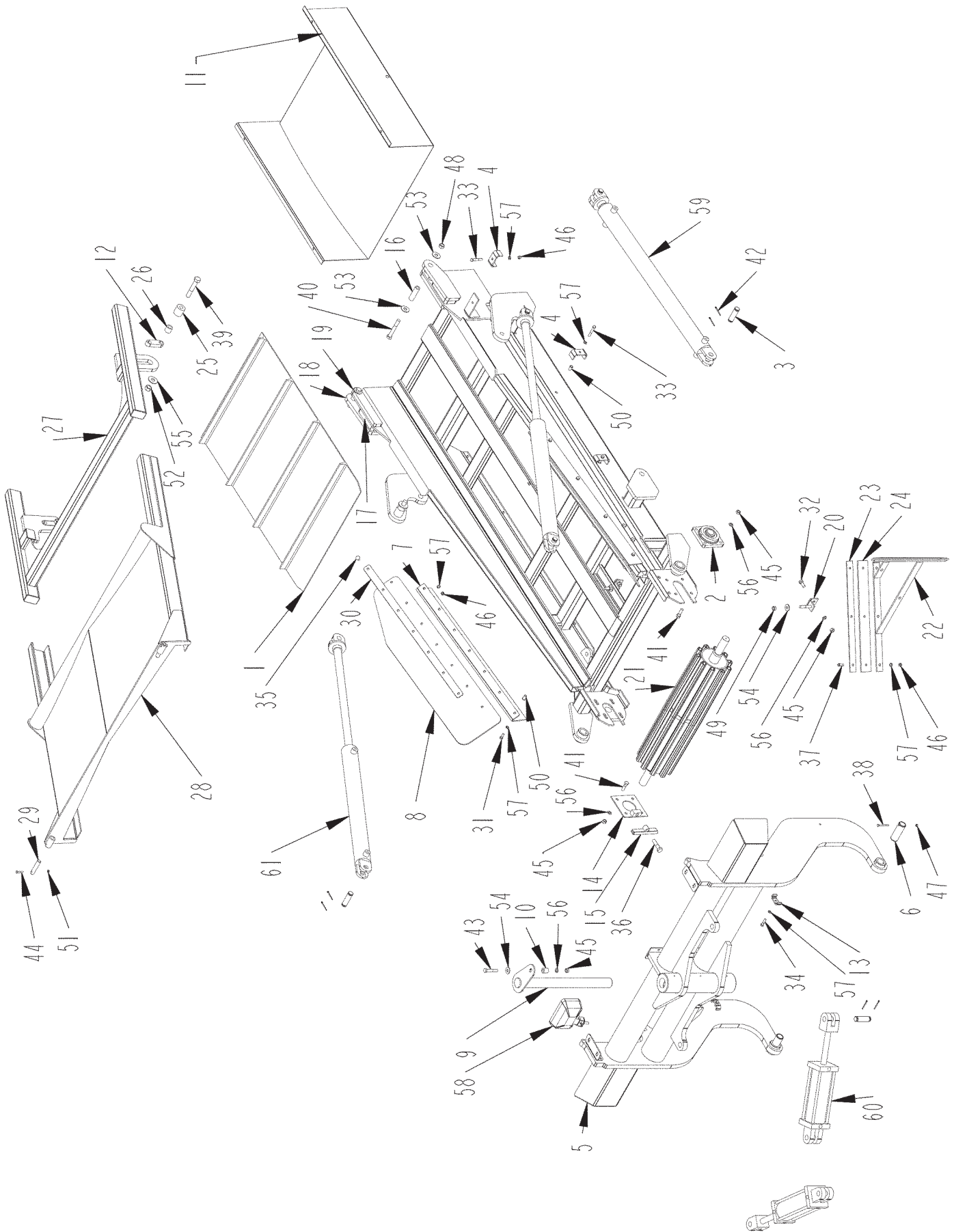
LOWER DISCHARGE CONVEYOR ASSEMBLY S. N. 0212 THRU 0254



LOWER DISCHARGE CONVEYOR ASSEMBLY S. N. 0212 THRU 0254

ITEM	PART	QTY.	PART DESCRIPTION
1	1700229	1	BELT\CNVYR\30X639
2	2000818	2	BRG\FLG\1-1/2\4BOLT\COATD
3	4100030	12	PIN 1" X 3-1/2" HYD. CYL.
4	4500893	3	CLMP\HOSE\3/4
5	4501373	1	FRM\SWIVEL\CNVYR\DISCH
6	4501765	2	PIN\PIVOT\CNVYR\DISCH
7	4502039	2	BRKT\SEAL\RUBBER
8	4502041	2	HPPR\CNVYR\DISCH
9	4502083	1	PIN\PIVOT\CNVYR\SWING
10	4502084	1	SPCR\PIN\PIVOT\CNVYR\SWING
11	4502465	2	SPCR\SHLD\CNVYR
12	4700776	2	CLMP\HOSE\3/8
13	4701528	1	BRKT\ADJ\TRACKING\CNVYR\DISCH
14	4701529	1	HOOK\ROD\ADJ\BELT\CNVYR\DISCH
15	4701553	2	BUSH\HINGE\CNVYR\DISCH
16	4702096	2	HINGE\CNVYR\LOWER\SPCR
17	4702149	2	HINGE\CNVYR\LOWER\SPCR
18	4702150	2	HINGE\CNVYR\LOWER\INSIDE
19	4702473	2	SCRPR\BELT\CNVYR\DISCH
20	4703435	1	RLLR\IDLER\41-1/2X8\CNVYR\DISCH
21	4703438	1	FRM\SCRPR\BELT\CNVYR\DISCH
22	4703443	2	FLT\DBL\SCRPR\CNVYR\DISCH
23	4703444	2	FLAT\SCRPR\PLASTIC\CNVYR\DISCH
24	4703488	2	TUBE\SPCR\HINGE\CVR\CNVYR
25	4703626	2	BSHNG\SLIDR\CVR\CNVYR\DISCH
26	4703882	1	SHLD\CNVYR\DSCHR
27	4703883	1	CVR\SHLD\CNVYR\DSCHR
28	4703896	2	PIN\SHLD\CNVYR\DSCHR
29	4704208	2	BRKT\CHUTE\CNVYR\BELLY
30	4800003	8	BOLT\HEX\3/8X1
31	4800018	2	BOLT\HEX\1/2X1-1/4
32	4800029	3	BOLT\HEX\3/8X2-1/2
33	4800034	2	BOLT\HEX\3/8X1-1/2
34	4800053	14	BOLT\CRG\3/8X1\NC
35	4800079	1	BOLT\HEX\5/8X2-1/2
36	4800098	6	BOLT\HEX\3/8X1-1/4\NC
37	4800101	2	BOLT\HEX\1/4X2-1/2
38	4800139	2	BOLT\HEX\3/4X4-1/2
39	4800158	2	BOLT\HEX\5/8X4-1/2
40	4800178	8	BOLT\HEX\1/2X1-3/4
41	4800203	24	PIN\COT\5/32X2
42	4800351	1	BOLT\HEX\1/2X2-3/4
43	4800505	2	BOLT\HEX\1/4X1-1/2\NC
44	4900001	11	NUT\HEX\1/2\NC
45	4900002	21	NUT\HEX\3/8\NC
46	4900009	2	NUT\HEX\1/4\NC
47	4900012	2	NUT\TPLCK\5/8\NC
48	4900014	2	NUT\TPLCK\1/2\NC
49	4900083	10	NUT\INSERT\3/8\LONG\0.15-0.312\(.418/CD)
50	4900084	2	NUT\TPLCK\1/4\NC
51	4900139	2	NUT\TPLCK\3/4\GR8\NC
52	5000002	4	WASH\FLAT\5/8
53	5000004	3	WASH\FLAT\1/2
54	5000005	2	WASH\FLAT\3/4
55	5000006	11	WASH\LOCK\1/2
56	5000019	33	WASH\LOCK\3/8
57	5700880	2	LAMP\HALOGEN\5X5\24V
58	7501230	2	IDLER\ROLL\2"DIAX4-3/4"
59	4100175	2	CYL\HYD\3X36\PARALLEL
60	4100210	2	CYL\HYD\2X8\1-1/4RD\WELD -RAM INDUSTRIES
60A	4100226	2	CYL\HYD\2X8\1-1/4RD\WLD -CANADIAN TOOL & DIE
61	4100218	2	CYL\HYD\3X30\1-1/2ROD\PARALLEL

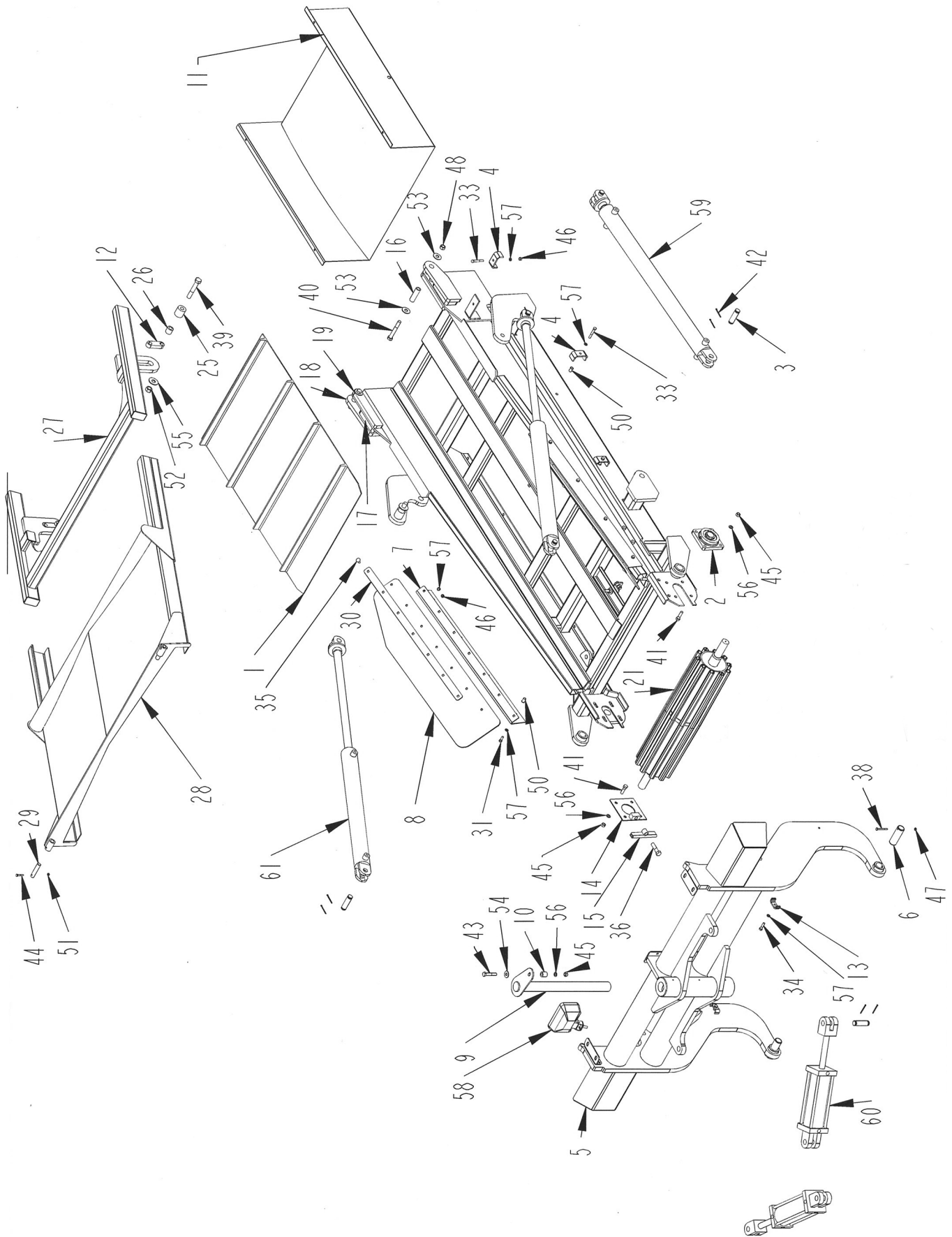
LOWER DISCHARGE CONVEYOR ASSEMBLY S. N. 0255 THRU 0305



LOWER DISCHARGE CONVEYOR ASSEMBLY S. N. 0255 THRU 0305

ITEM	PART	QTY.	PART DESCRIPTION
1	1700173	1	BELT\CNVYR\30X639
2	2000818	2	BRG\FLG\1-1/2\4BOLT\COATD
2A	2000341		BRG\FLG\1-1/2\4B\RCJ (S.N. 0278 & UP)
3	4100030	12	PIN 1" X 3-1/2" HYD. CYL.
4	4500893	3	CLMP\HOSE\3/4
5	4501373	1	FRM\SWIVEL\CNVYR\DISCH
6	4501765	2	PIN\PIVOT\CNVYR\DISCH
7	4502039	2	BRKT\SEAL\RUBBER
8	4502041	2	HPPR\CNVYR\DISCH
9	4502083	1	PIN\PIVOT\CNVYR\SWING
10	4502084	1	SPCR\PIN\PIVOT\CNVYR\SWING
11	4502278	1	GUIDE\CNVYR\BELT\BOTTOM
12	4502465	2	SPCR\SHLD\CNVYR
13	4700776	2	CLMP\HOSE\3/8
14	4701528	1	BRKT\ADJ\TRACKING\CNVYR\DISCH
15	4701529	1	HOOK\ROD\ADJ\BELT\CNVYR\DISCH
16	4701553	2	BUSH\HINGE\CNVYR\DISCH
17	4702096	2	HINGE\CNVYR\LOWER\SPCR
18	4702149	2	HINGE\CNVYR\LOWER\SPCR
19	4702150	2	HINGE\CNVYR\LOWER\INSIDE
20	4702473	2	SCRPR\BELT\CNVYR\DISCH
21	4703435	1	RLLR\IDLER\41-1/2X8\CNVYR\DISCH
22	4703438	1	FRM\SCRPR\BELT\CNVYR\DISCH
23	4703443	2	FLT\DBL\SCRPR\CNVYR\DISCH
24	4703444	2	FLAT\SCRPR\PLASTIC\CNVYR\DISCH
25	4703488	2	TUBE\SPCR\HINGE\CVR\CNVYR
26	4703626	2	BSHNG\SLIDR\CVR\CNVYR\DISCH
27	4703882	1	SHLD\CNVYR\DSCHR
28	4703883	1	CVR\SHLD\CNVYR\DSCHR
29	4703896	2	PIN\SHLD\CNVYR\DSCHR
30	4704208	2	BRKT\CHUTE\CNVYR\BELLY
31	4800003	8	BOLT\HEX\3/8X1
32	4800018	2	BOLT\HEX\1/2X1-1/4
33	4800029	3	BOLT\HEX\3/8X2-1/2
34	4800034	2	BOLT\HEX\3/8X1-1/2
35	4800053	14	BOLT\CRG\3/8X1\NC
36	4800079	1	BOLT\HEX\5/8X2-1/2
37	4800098	6	BOLT\HEX\3/8X1-1/4\NC
38	4800101	2	BOLT\HEX\1/4X2-1/2
39	4800139	2	BOLT\HEX\3/4X4-1/2
40	4800158	2	BOLT\HEX\5/8X4-1/2
41	4800178	8	BOLT\HEX\1/2X1-3/4
42	4800203	24	PIN\COT\5/32X2
43	4800351	1	BOLT\HEX\1/2X2-3/4
44	4800505	2	BOLT\HEX\1/4X1-1/2\NC
45	4900001	11	NUT\HEX\1/2\NC
46	4900002	21	NUT\HEX\3/8\NC
47	4900009	2	NUT\HEX\1/4\NC
48	4900012	2	NUT\TPLCK\5/8\NC
49	4900014	2	NUT\TPLCK\1/2\NC
50	4900083	10	NUT\INSERT\3/8\LONG\0.15-0.312\(.418/CD)
51	4900084	2	NUT\TPLCK\1/4\NC
52	4900139	2	NUT\TPLCK\3/4\GR8\NC
53	5000002	4	WASH\FLAT\5/8
54	5000004	3	WASH\FLAT\1/2
55	5000005	2	WASH\FLAT\3/4
56	5000006	11	WASH\LOCK\1/2
57	5000019	33	WASH\LOCK\3/8
58	5700317	2	LAMP\HALOGEN\4X6\24V
59	4100175	2	CYL\HYD\3X36\PARALLEL
60	4100210	2	CYL\HYD\2X8\1-1/4RD\WELD -RAM INDUSTRIES
60A	4100226		CYL\HYD\2X8\1-1/4RD\WLD -CANADIAN TOOL & DIE
61	4100218	2	CYL\HYD\3X30\1-1/2ROD\PARALLEL

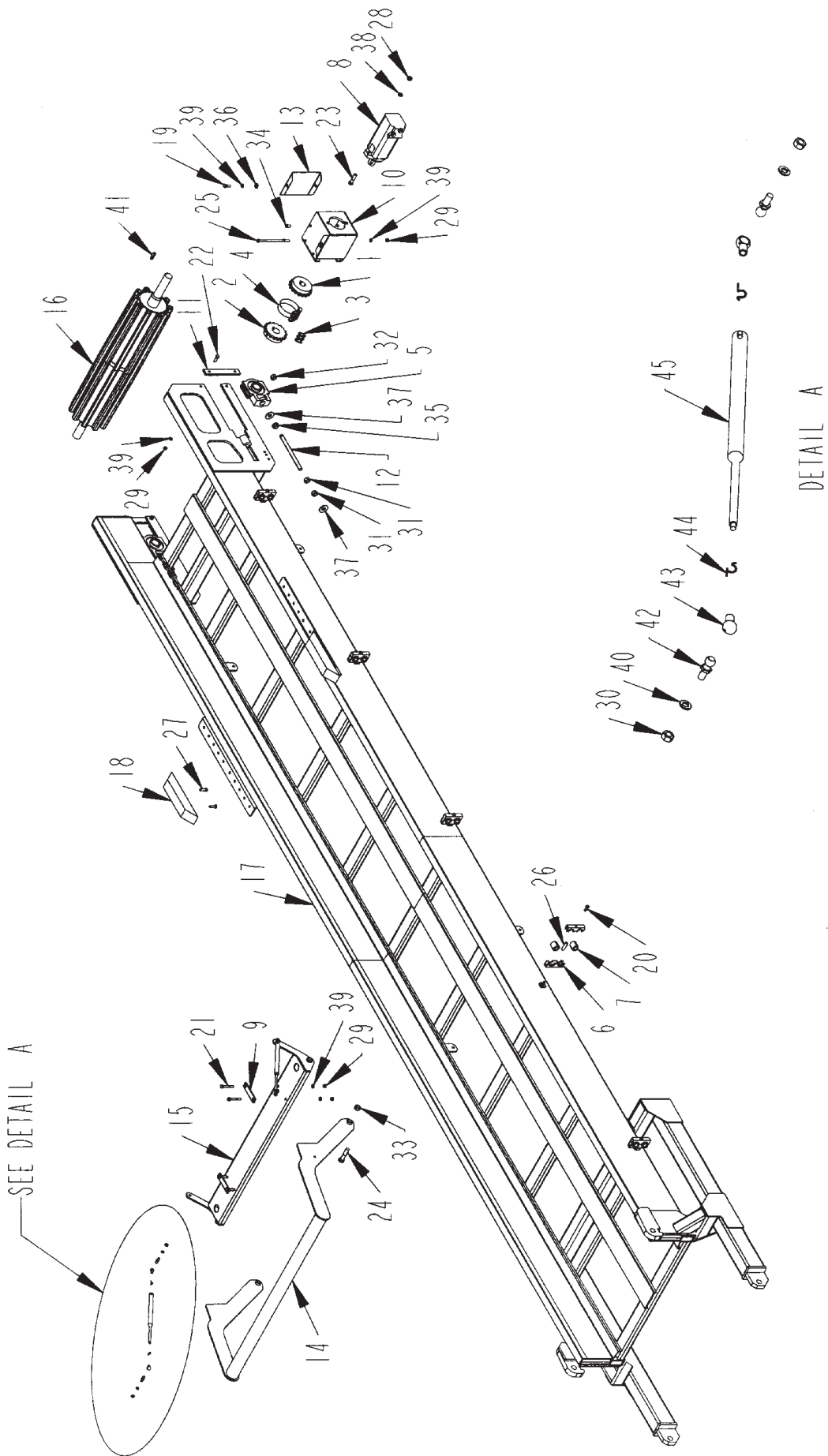
LOWER DISCHARGE CONVEYOR ASSEMBLY S. N. 0306 & UP



LOWER DISCHARGE CONVEYOR ASSEMBLY S. N. 0306 & UP

ITEM	PART	QTY.	PART DESCRIPTION
1	1700173	1	BELT\CNVYR\30X639
2	2000818	2	BRG\FLG\1-1/2\4BOLT\COATD
2A	2000341		BRG\FLG\1-1/2\4B\RCJ (S.N. 0278 & UP)
3	4100030	12	PIN 1" X 3-1/2" HYD. CYL.
4	4500893	3	CLMP\HOSE\3/4
5	4501373	1	FRM\SWIVEL\CNVYR\DISCH
6	4501765	2	PIN\PIVOT\CNVYR\DISCH
7	4502039	2	BRKT\SEAL\RUBBER
8	4502041	2	HPPR\CNVYR\DISCH
9	4502083	1	PIN\PIVOT\CNVYR\SWING
10	4502084	1	SPCR\PIN\PIVOT\CNVYR\SWING
11	4502278	1	GUIDE\CNVYR\BELT\BOTTOM
12	4502465	2	SPCR\SHLD\CNVYR
13	4700776	2	CLMP\HOSE\3/8
14	4701528	1	BRKT\ADJ\TRACKING\CNVYR\DISCH
15	4701529	1	HOOK\ROD\ADJ\BELT\CNVYR\DISCH
16	4701553	2	BUSH\HINGE\CNVYR\DISCH
17	4702096	2	HINGE\CNVYR\LOWER\SPCR
18	4702149	2	HINGE\CNVYR\LOWER\SPCR
19	4702150	2	HINGE\CNVYR\LOWER\INSIDE
21	4703435	1	RLLR\IDLER\41-1/2X8\CNVYR\DISCH
25	4703488	2	TUBE\SPCR\HINGE\CVR\CNVYR
26	4703626	2	BSHNG\SLIDR\CVR\CNVYR\DISCH
27	4703882	1	SHLD\CNVYR\DSCHR
28	4703883	1	CVR\SHLD\CNVYR\DSCHR
29	4703896	2	PIN\SHLD\CNVYR\DSCHR
30	4704208	2	BRKT\CHUTE\CNVYR\BELLY
31	4800003	8	BOLT\HEX\3/8X1
33	4800029	3	BOLT\HEX\3/8X2-1/2
34	4800034	2	BOLT\HEX\3/8X1-1/2
35	4800053	14	BOLT\CRG\3/8X1\NC
36	4800079	1	BOLT\HEX\5/8X2-1/2
38	4800101	2	BOLT\HEX\1/4X2-1/2
39	4800139	2	BOLT\HEX\3/4X4-1/2
40	4800158	2	BOLT\HEX\5/8X4-1/2
41	4800178	8	BOLT\HEX\1/2X1-3/4
42	4800203	24	PIN\COT\5/32X2
43	4800351	1	BOLT\HEX\1/2X2-3/4
44	4800505	2	BOLT\HEX\1/4X1-1/2\NC
45	4900001	9	NUT\HEX\1/2\NC
46	4900002	15	NUT\HEX\3/8\NC
47	4900009	2	NUT\HEX\1/4\NC
48	4900012	2	NUT\TPLCK\5/8\NC
50	4900083	10	NUT\INSERT\3/8\LONG\0.15-0.312\(.418/CD)
51	4900084	2	NUT\TPLCK\1/4\NC
52	4900139	2	NUT\TPLCK\3/4\GR8\NC
53	5000002	4	WASH\FLAT\5/8
54	5000004	1	WASH\FLAT\1/2
55	5000005	2	WASH\FLAT\3/4
56	5000006	9	WASH\LOCK\1/2
57	5000019	27	WASH\LOCK\3/8
58	5700317	2	LAMP\HALOGEN\4X6\24V
59	4100175	2	CYL\HYD\3X36\PARALLEL
60	4100210	2	CYL\HYD\2X8\1-1/4RD\WELD -RAM INDUSTRIES
60A	4100226		CYL\HYD\2X8\1-1/4RD\WLD -CANADIAN TOOL & DIE
61	4100218	2	CYL\HYD\3X30\1-1/2ROD\PARALLEL

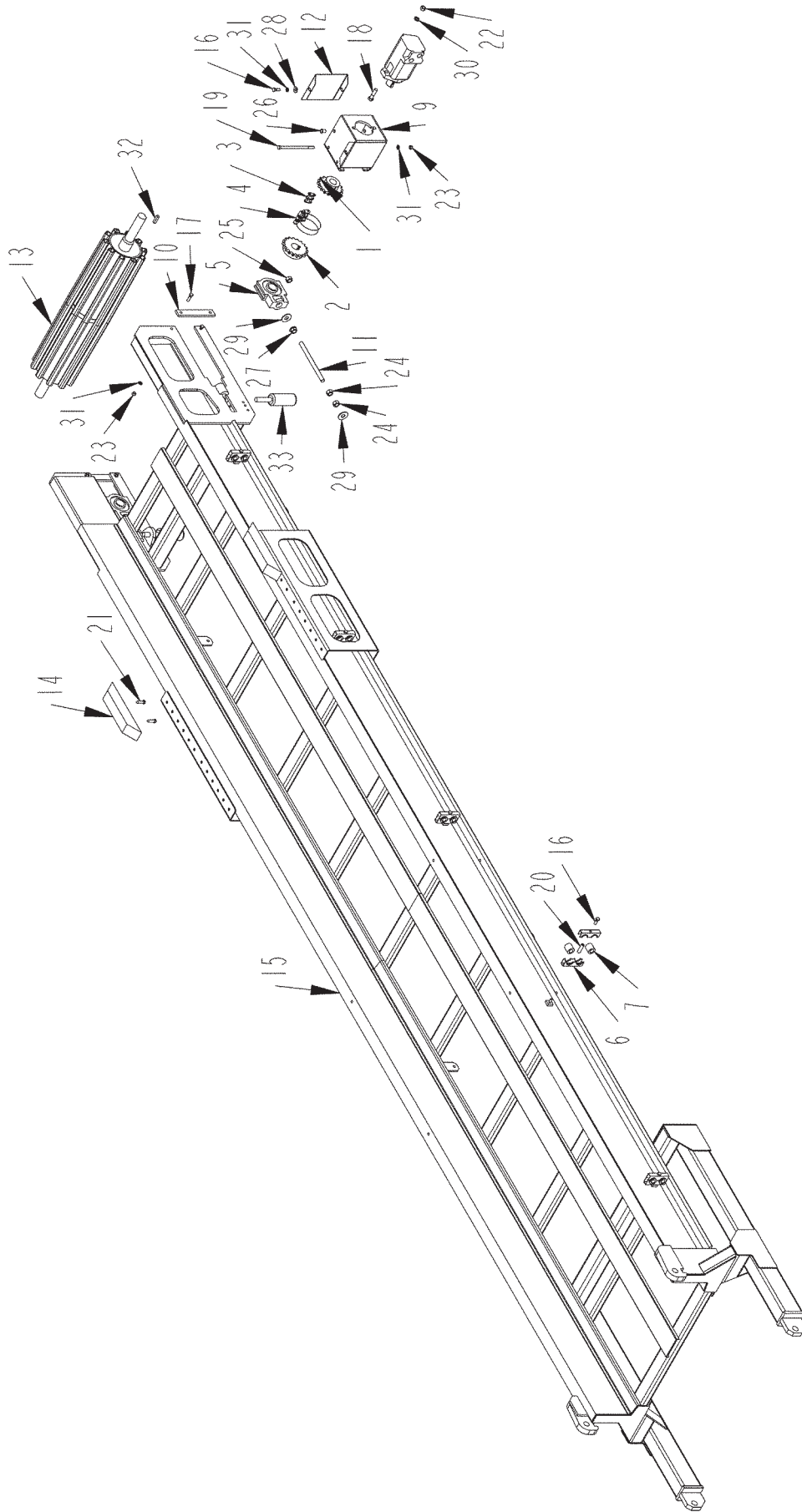
UPPER DISCHARGE CONVEYOR ASSEMBLY S.N. 0127 TO 0211



UPPER DISCHARGE CONVEYOR ASSEMBLY S.N. 0127 TO 0211

ITEM	PART	QTY.	PART DESCRIPTION
1	1000054	1	SPKT\60\B\18\1-1/4\5/16KW
2	1000081	1	SPKT\60\B\18\1-1/2\3/8KW
3	1100064	1	CHAIN\60DBL\CL
4	1100066	1	CHAIN\60DBL\17
5	2000320	2	BRG\TUU\1-1/2W-ECC\BSEAL
6	3800552	10	CLAMP\HOSE\1-1/4\2HOLES
7	3800650	10	BUSH\RBBR\TUBE\3/4X1-1/4X1-1/4
8	3900014	1	MTR\HYD\9.6\2000\1-1/4SH
9	4501769	2	STRAP\BRKT\BELT\RET\1150
10	4702203	1	BRKT\MTR\DRV\CNVYR
11	4702204	2	STRAP\REINFRG\GUIDE\BRG\CNVYR
12	4702205	2	BOLT\ADJR\LLR\DRV\CNVYR
13	4702206	2	GUARD\SPKT\CPLG\DRV\CNVYR
14	4703433	1	BRKT\RET\BELT\3010
15	4703434	1	BRKT\RET\BELT\3010
16	4703437	1	RLLR\DRV\42-1/2X8\CNVYR\DIS
17	4704074	1	FRM\CNVYR\DISCH\UPPER
18	4704099	2	BMPR\CNVYR\DISCH
19	4800003	4	BOLT\HEX\3/8X1
20	4800013	5	BOLT\HEX\5/16X1
21	4800029	4	BOLT\HEX\3/8X2-1/2
22	4800098	4	BOLT\HEX\3/8X1-1/4\NC
23	4800114	2	BOLT\HEX\1/2X2
24	4800196	2	BOLT\HEX\5/8X2-3/4
25	4800580	2	BOLT\HEX\3/8X7
26	4800603	5	NUT\STACK\5/16X1-3/4\NC
27	4801198	4	SCR\LAG\3/8X1-1/2
28	4900001	2	NUT\HEX\1/2\NC
29	4900002	10	NUT\HEX\3/8\NC
30	4900003	4	NUT\HEX\5/16\NC
31	4900005	4	NUT\HEX\5/8\NC
32	4900012	2	NUT\TPLCK\5/8\NC
33	4900047	2	NUT\JAM\5/8\NC
34	4900082	4	NUT\INSERT\3/8\027X.150GR
35	4900110	2	NUT\FLG\SERR\5/8\NC
36	5000001	4	WASH\FLAT\3/8
37	5000002	4	WASH\FLAT\5/8
38	5000006	2	WASH\LOCK\1/2
39	5000019	14	WASH\LOCK\3/8
40	5000022	4	WASH\LOCK\5/16
41	6200007	1	KEY\SQ\3/8X1-1/2
42	7500664	4	BALL STUD\SHOCK\FITTING\M6
43	7500665	4	END FITTING\GAS SPRING \m6
44	7500666	4	SAFETY CLIP
45	7501071	2	SPRNG\GAS\130LB\9416K358

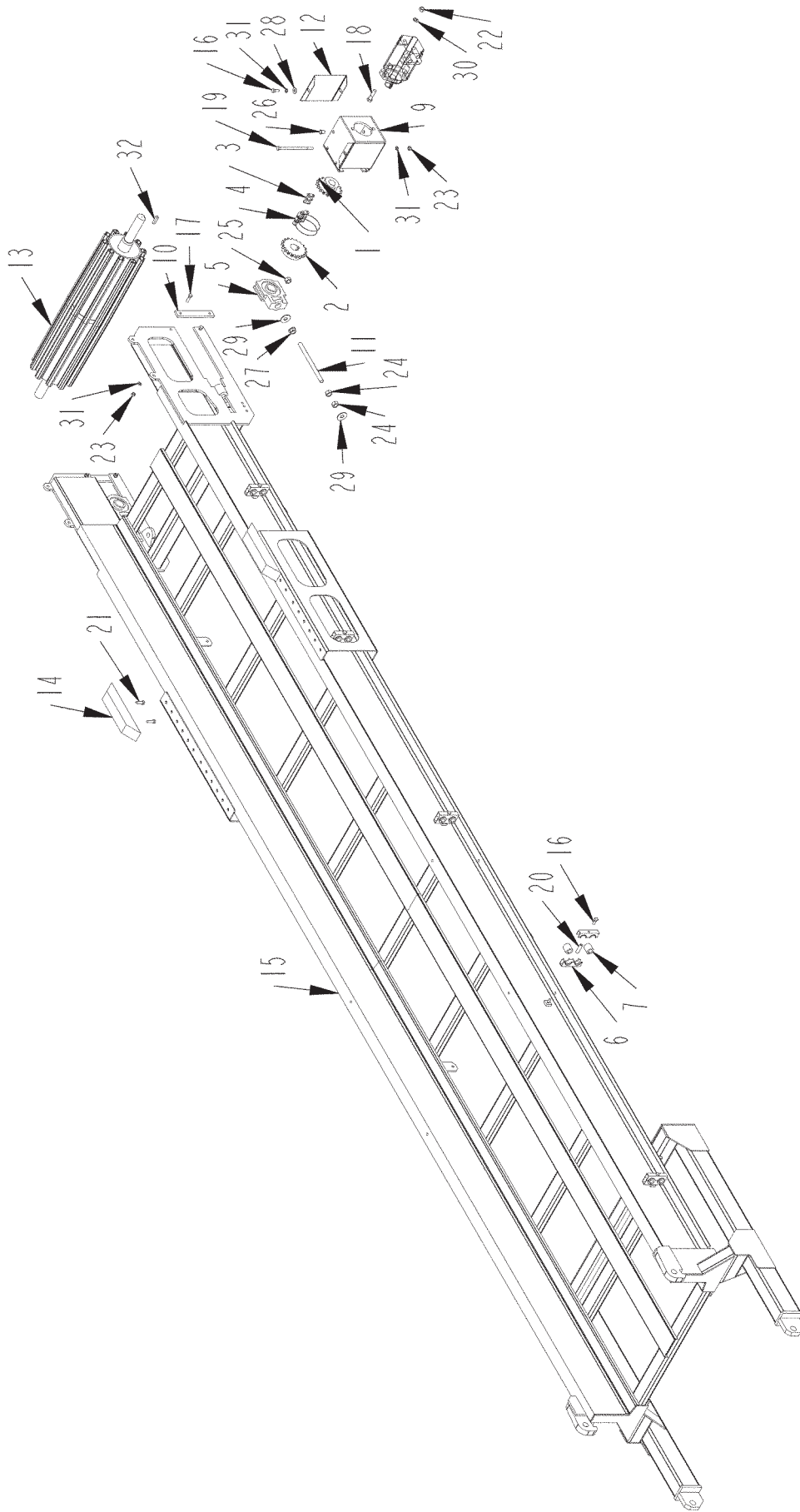
UPPER DISCHARGE CONVEYOR ASSEMBLY S.N. 0212 THRU 0254



UPPER DISCHARGE CONVEYOR ASSEMBLY S.N. 0212 THRU 0254

ITEM	PART	QTY.	PART DESCRIPTION
1	1000054	1	SPKT\60\B\18\1-1/4\5/16KW
2	1000081	1	SPKT\60\B\18\1-1/2\3/8KW
3	1100064	1	CHAIN\60DBL\CL
4	1100066	1	CHAIN\60DBL\17
5	2000819	2	BRG\TUU\1-1/2W-ECC\COATD
6	3800552	10	CLAMP\HOSE\1-1/4\2HOLES
7	3800650	10	BUSH\RBBR\TUBE\3/4X1-1/4X1-1/4
8	3900014	1	MTR\HYD\9.6\2000\1-1/4SH
9	4702203	1	BRKT\MTR\DRV\CNVYR
10	4702204	2	STRAP\REINF\GUIDE\BRG\CNVYR
11	4702205	2	BOLT\ADJR\LLR\DRV\CNVYR
12	4702206	2	GUARD\SPKT\CPLG\DRV\CNVYR
13	4703437	1	RLLR\DRV\42-1/2X8\CNVYR\DIS
14	4704099	2	BMPR\CNVYR\DISCH
15	4704954	1	FRM\CNVYR\DISCH\UPPER
16	4800003	9	BOLT\HEX\3/8X1
17	4800098	4	BOLT\HEX\3/8X1-1/4\NC
18	4800114	2	BOLT\HEX\1/2X2
19	4800580	2	BOLT\HEX\3/8X7
20	4800603	5	NUT\STACK\5/16X1-3/4\NC
21	4801198	4	SCR\LAG\3/8X1-1/2
22	4900001	2	NUT\HEX\1/2\NC
23	4900002	6	NUT\HEX\3/8\NC
24	4900005	4	NUT\HEX\5/8\NC
25	4900012	2	NUT\TPLCK\5/8\NC
26	4900082	4	NUT\INSERT\3/8\027X.150GR
27	4900110	2	NUT\FLG\SERR\5/8\NC
28	5000001	4	WASH\FLAT\3/8
29	5000002	4	WASH\FLAT\5/8
30	5000006	2	WASH\LOCK\1/2
31	5000019	10	WASH\LOCK\3/8
32	6200007	1	KEY\SQ\3/8X1-1/2
33	7501230	2	IDLER\ROLL\2"DIA\4-3/4"

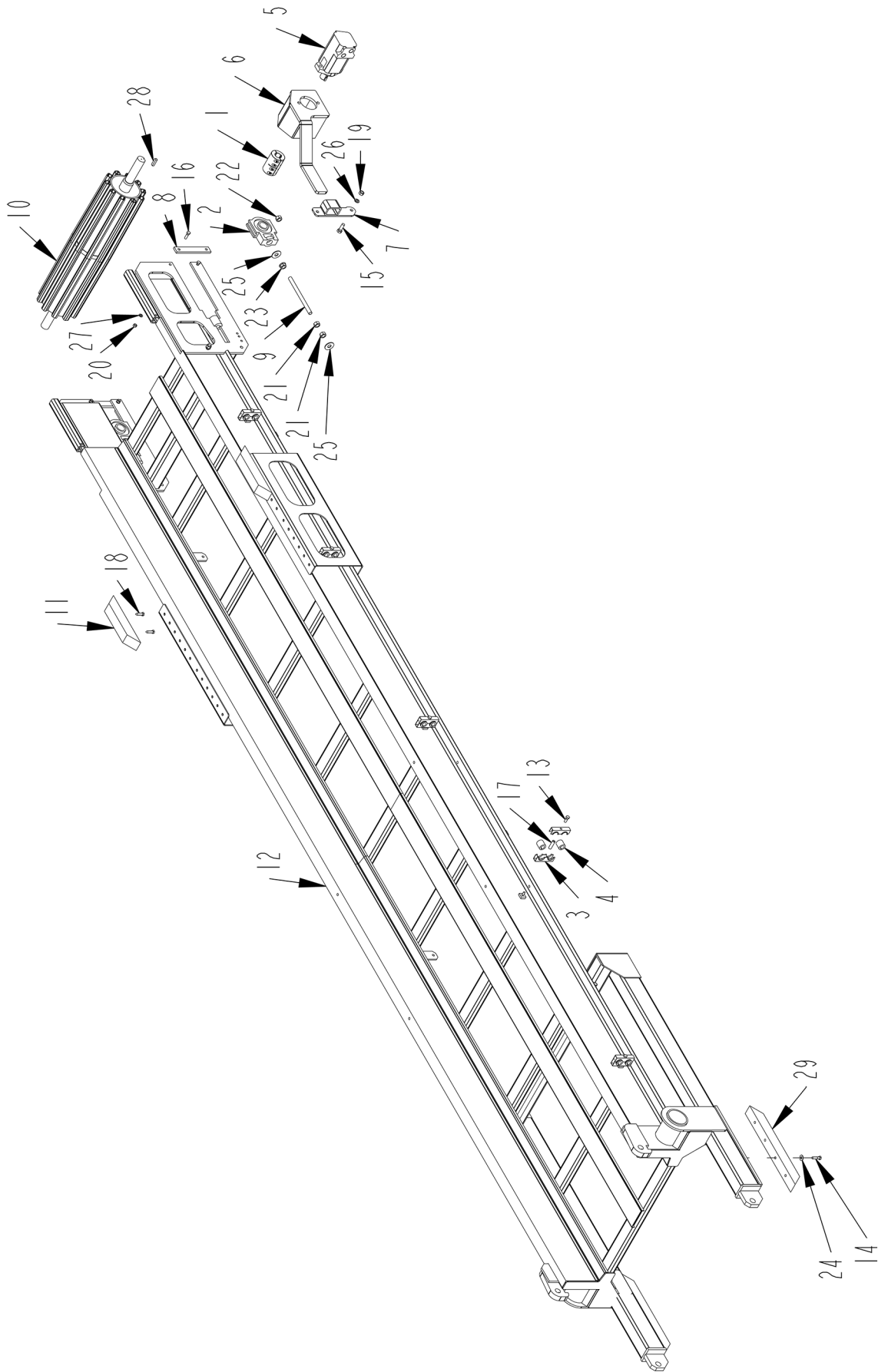
UPPER DISCHARGE CONVEYOR ASSEMBLY S.N. 0255 THRU 0305



UPPER DISCHARGE CONVEYOR ASSEMBLY S.N. 0255 THRU 0305

ITEM	PART	QTY.	PART DESCRIPTION
1	1000054	1	SPKT\60\B\18\1-1/4\5/16KW
2	1000081	1	SPKT\60\B\18\1-1/2\3/8KW
3	1100064	1	CHAIN\60DBL\CL
4	1100066	1	CHAIN\60DBL\17
5	2000819	2	BRG\TUU\1-1/2W-ECC\COATD
5A	2000342		BRG\TUU\1-1/2RTU (S.N. 0278 & UP)
6	3800552	10	CLAMP\HOSE\1-1/4\2HOLES
7	3800650	10	BUSH\RBBRITUBE\3/4X1-1/4X1-1/4
8	3900014	1	MTR\HYD\9.6\2000\1-1/4SH
9	4702203	1	BRKT\MTR\DRV\CNVYR
10	4702204	2	STRAP\REINF\GUIDE\BRG\CNVYR
11	4702205	2	BOLT\ADJRLLR\DRV\CNVYR
12	4702206	2	GUARD\SPKT\CPLG\DRV\CNVYR
13	4703437	1	RLLR\DRV\42-1/2X8\CNVYR\DIS
14	4704099	2	BMPR\CNVYR\DISCH
15	4704954	1	FRM\CNVYR\DISCH\UPPER
16	4800003	9	BOLT\HEX\3/8X1
17	4800098	4	BOLT\HEX\3/8X1-1/4\NC
18	4800114	2	BOLT\HEX\1/2X2
19	4800580	2	BOLT\HEX\3/8X7
20	4800603	5	NUT\STACK\5/16X1-3/4\NC
21	4801198	4	SCR\LAG\3/8X1-1/2
22	4900001	2	NUT\HEX\1/2\NC
23	4900002	6	NUT\HEX\3/8\NC
24	4900005	4	NUT\HEX\5/8\NC
25	4900012	2	NUT\TPLCK\5/8\NC
26	4900082	4	NUT\INSERT\3/8\027X.150GR
27	4900110	2	NUT\FLG\SERR\5/8\NC
28	5000001	4	WASH\FLAT\3/8
29	5000002	4	WASH\FLAT\5/8
30	5000006	2	WASH\LOCK\1/2
31	5000019	10	WASH\LOCK\3/8
32	6200007	1	KEY\SQ\3/8X1-1/2

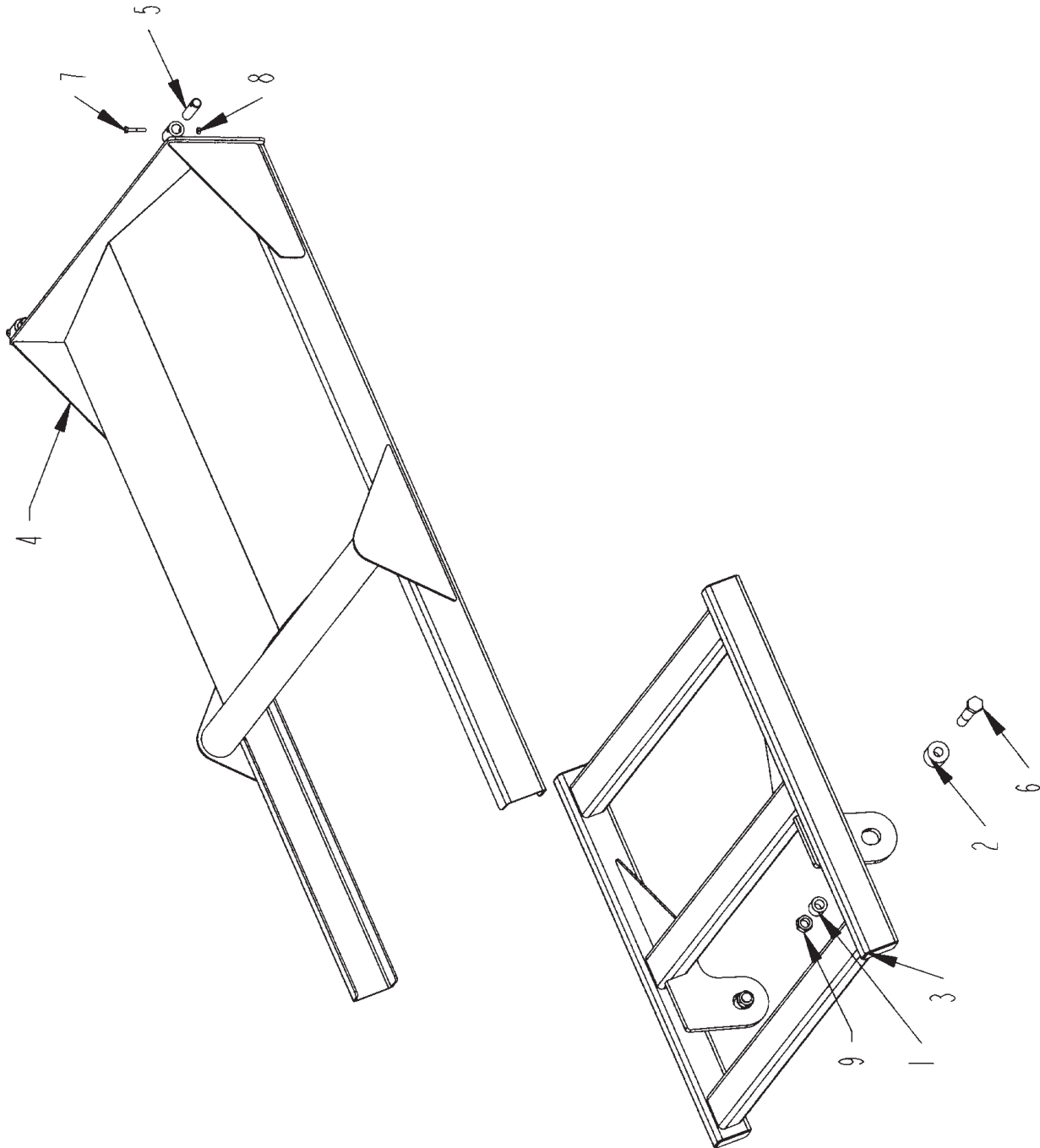
UPPER DISCHARGE CONVEYOR ASSEMBLY S.N. 0306 & UP



UPPER DISCHARGE CONVEYOR ASSEMBLY S.N. 0306 & UP

ITEM	PART	QTY.	PART DESCRIPTION
1	1400659	1	CPLR\RIGID\1.5X1.25
2	2000342	2	BRG\TUU\1-1/2\RTU
3	3800552	10	CLAMP\HOSE\1-1/4\2HOLES
4	3800650	10	BUSH\RBBR\TUBE\3/4X1-1/4X1-1/4
5	3900014	1	MTR\HYD\9.6\2000\1-1/4SH
6	4502810	1	BRKT\ARM\TORQUE\MTR
7	4502811	1	BRKT\ARM\TORQUE
8	4702204	2	STRAP\REINF\GUIDE\BRG\CNVYR
9	4702205	2	BOLT\ADJR\LLR\DRV\CNVYR
10	4703437	1	RLLR\DRV\42-1/2X8\CNVYR\DIS
11	4704099	2	BMPR\CNVYR\DISCH
12	4704954	1	FRM\CNVYR\DISCH\UPPER
13	4800003	5	BOLT\HEX\3/8X1
14	4800034	8	BOLT\HEX\3/8X1-1/2
15	4800082	2	BOLT\HEX\1/2X1-1/2
16	4800098	4	BOLT\HEX\3/8X1-1/4\NC
17	4800603	5	NUT\STACK\5/16X1-3/4\NC
18	4801198	4	SCR\LAG\3/8X1-1/2
19	4900001	2	NUT\HEX\1/2\NC
20	4900002	4	NUT\HEX\3/8\NC
21	4900005	4	NUT\HEX\5/8\NC
22	4900012	2	NUT\TPLCK\5/8\NC
23	4900110	2	NUT\FLG\SERR\5/8\NC
24	5000001	8	WASH\FLAT\3/8
25	5000002	4	WASH\FLAT\5/8
26	5000006	2	WASH\LOCK\1/2
27	5000019	4	WASH\LOCK\3/8
28	6200007	1	KEY\SQ\3/8X1-1/2
29	7101073	2	GUIDE\CNVYR\DISCH

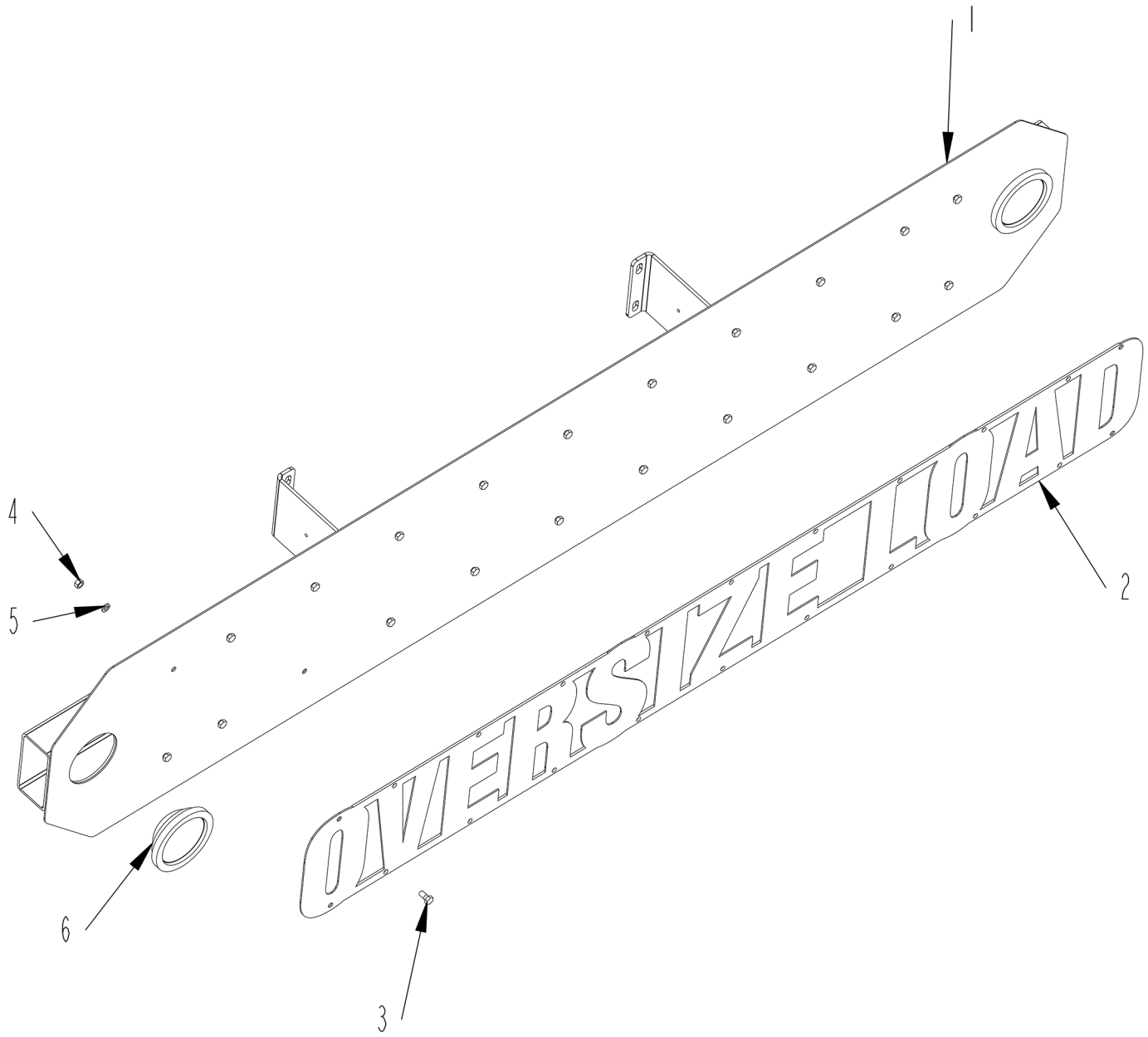
MATERIAL SLIDE ASSEMBLY S.N. 0127 AND UP



MATERIAL SLIDE ASSEMBLY S.N. 0127 AND UP

ITEM	PART	QTY.	PART DESCRIPTION
1	4703626	2	BSHNG\SLIDR\CVR\CNVYR\DISCH
2	4703488	2	TUBE\SPCR\HINGE\CVR\CNVYR
3	4703882	1	SHLD\CNVYR\DSCHR
4	4703883	1	CVR\SHLD\CNVYR\DSCHR
5	4703896	2	PIN\SHLD\CNVYR\DSCHR
6	4800139	2	BOLT\HEX\3/4X4-1/2
7	4800505	2	BOLT\HEX\1/4X1-1/2\NC
8	4900084	2	NUT\TPLCK\1/4\NC
9	4900139	2	NUT\TPLCK\3/4\GR8\NC

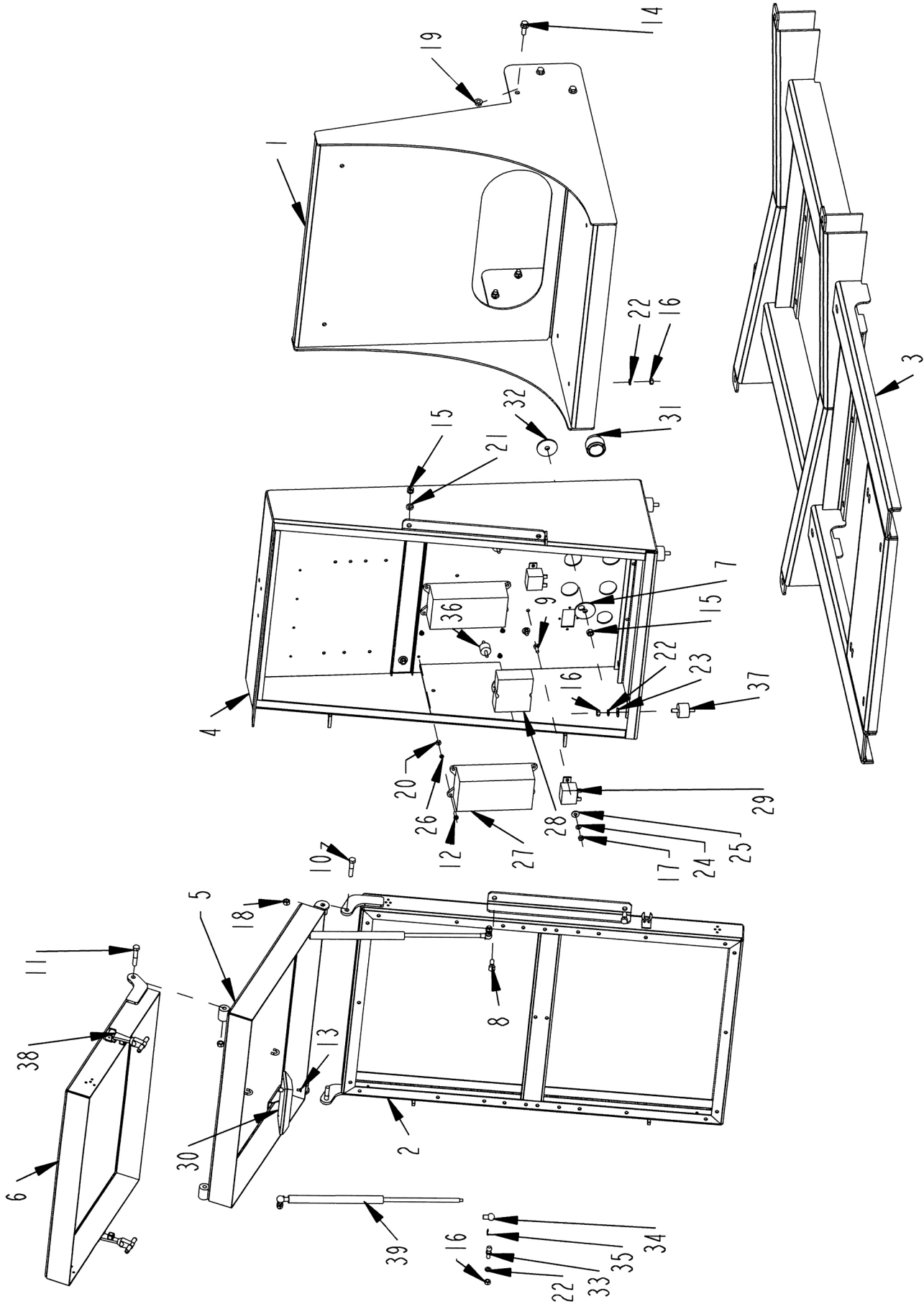
OVERSIZE LOAD ASSEMBLY



OVERSIZE LOAD ASSEMBLY

ITEM	PART	QTY.	PART DESCRIPTION
1	4704798	1	MNT\OVERSIZE\LOAD
2	4704800	1	OVERSIZE LOAD
3	4800164	22	BOLT\HEX\3/8X3/4
4	4900002	22	NUT\HEX\3/8\NC
5	5000019	22	WASH\LOCK\3/8
6	5700201	2	LAMP\TAIL\4-1/2\COMP\RED
6LED	5700860	2	LAMP\LED\TAIL\12VDC\4\RED
	4704799		SIGN\ASSY\OVERSIZE_LOAD\W/LIGHTS

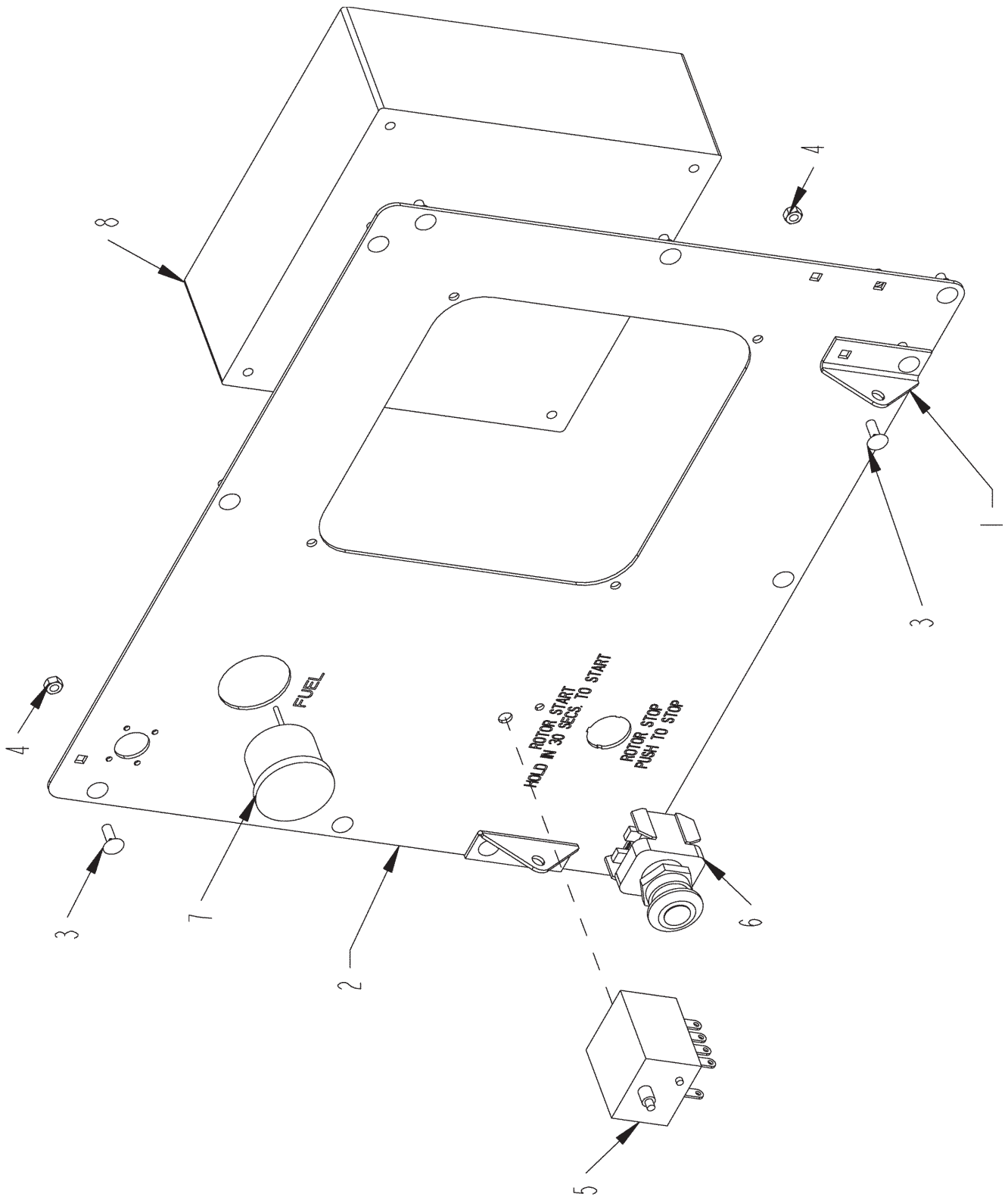
CONTROL PANEL FRAME ASSEMBLY THRU S.N. 0278



CONTROL PANEL FRAME ASSEMBLY THRU S.N. 0278

ITEM	PART	QTY.	PART DESCRIPTION
1	4501692	1	BRKT\PNL\CNTRL
2	4501709	1	PNL\CNTRL\DOOR
3	4502459	1	BRKT\TANK\FUEL-USED WITH HOOD LOADER
4	4704431	1	PNL\CNTRL\3010
5	4704434	1	PNL\CNTRL\DOOR\TOP\2-1/2
6	4704435	1	PNL\CNTRL\DOOR\BTM\2-1/2
7	4704449	2	PNL\CNTRL\PLUG
8	4800003	4	BOLT\HEX\3/8X1
9	4800024	2	BOLT\HEX\1/4X3/4
10	4800142	2	BOLT\HEX\3/8X1-3/4
11	4800146	2	BOLT\HEX\3/8X2
12	4800594	4	SCR\PAN\SLOT\#12X3/4\NC
13	4800640	4	SCR\CSK\SLOT\#10-24X3/8
14	4800913	6	BOLT\FLG\SERR\3/8X1\NC
15	4900002	4	NUT\HEX\3/8\NC
16	4900003	14	NUT\HEX\5/16\NC
17	4900009	2	NUT\HEX\1/4\NC
18	4900023	6	NUT\TPLCK\3/8\NC
19	4900109	6	NUT\FLG\TPLCK\3/8\NC
20	4900159	4	NUT\HEX\#12\NC
21	5000019	2	WASH\LOCK\3/8
22	5000022	14	WASH\LOCK\5/16
23	5000023	6	WASH\FLAT\5/16
24	5000024	2	WASH\LOCK\1/4
25	5000035	2	WASH\FLAT\1/4
26	5000127	4	WASH\LOCK\EXTSTAR\#12
27	5700289	2	ENCL\BRKR\CRCT\7-POLE
28	5700444	1	RADIO\REMOTE\OMNEX\900MHZ
29	5700504	2	RELAY\POWR\24V\SPST\W/DIO
30	5700747	1	LIGHT\WHT\10-30V\LED
31	5700825	1	CAP\PLUG\DTZ\SZ24
32	7101029	2	PNL\CNTRL\PLUG
33	7500664	4	BALL STUD\SHOCK\FITTING\M6
34	7500665	4	END FITTING\GAS SPRING \m6
35	7500666	4	SAFETY CLIP
36	7500755	2	CUSH\RBBR\1-OD\1/4-20X3/4
37	7501072	6	CUSH\RBBR\1.38ODX1\5/16NC\80#>
38	7500606	2	LATCH\RBBR\6
39	7500663	2	SPRNG\GAS\90LB\9416K224

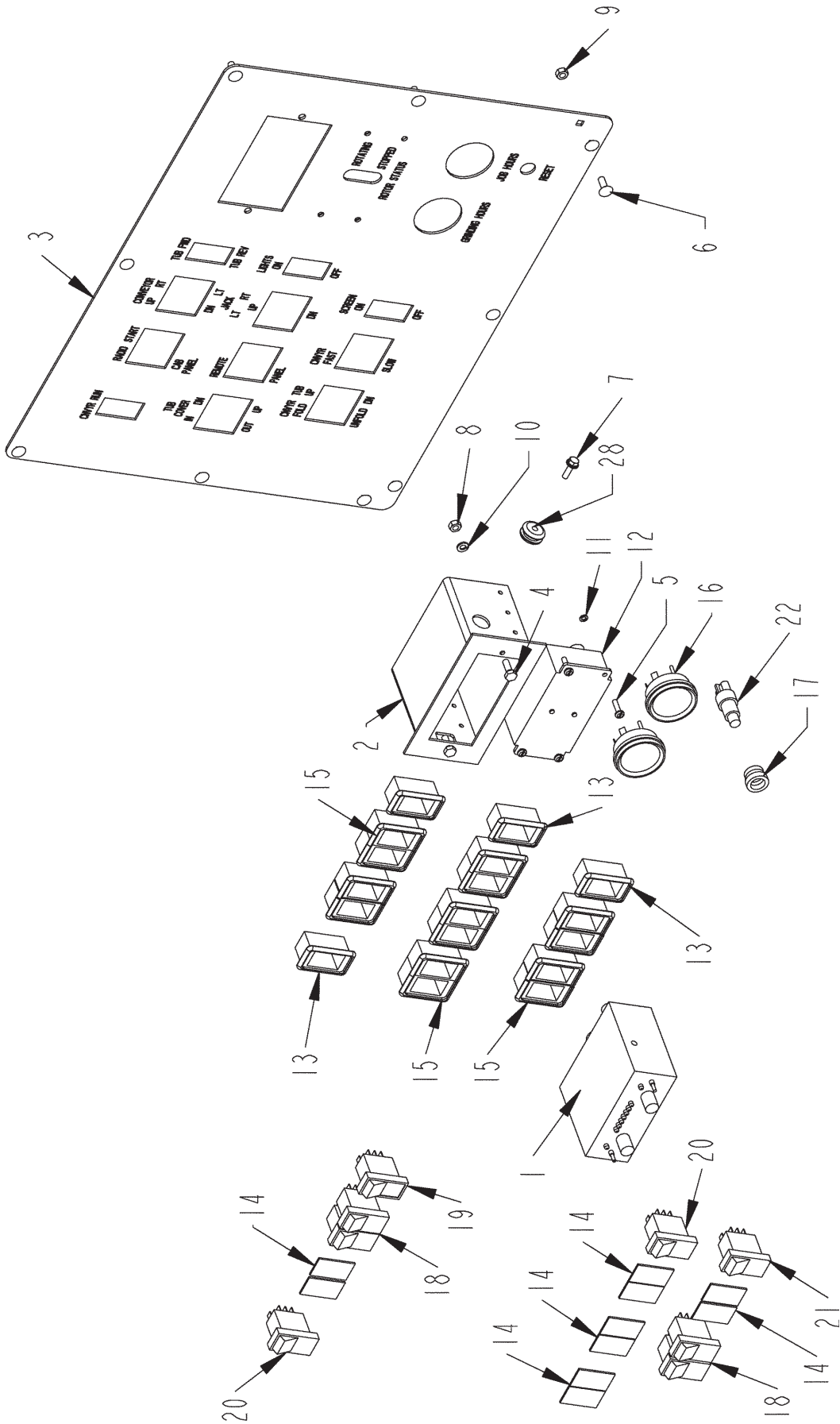
TOP CONTROL PANEL ASSEMBLY THRU S.N. 0278



TOP CONTROL PANEL ASSEMBLY THRU S.N. 0278

ITEM	PART	QTY.	PART DESCRIPTION
1	4501714	2	BRKT\SPRING\GAS
2	4704448	1	PNL\CNTRL\ENG
3	4800291	14	BOLT\CRG\1/4X3/4\NC
4	4900084	14	NUT\TPLCK\1/4\NC
5	5700252	1	SWITCH\ELEC\MAGNT\TAT\24V
6	5700534	1	SWITCH\MAINT\PB\YELLOW\MUSH
7	7500706	1	GAUGE\FUEL\24V
8	5700903	1	SPCR\PNL\CNTRL\ENG

BOTTOM CONTROL PANEL ASSEMBLY THRU S.N. 0278



BOTTOM CONTROL PANEL ASSEMBLY THRU S.N. 0278

ITEM	PART	QTY.	PART DESCRIPTION
1	4300034	1	CONTROL BOX
2	4501543	1	BRKT\GOV\1150
3	4704926	1	PNL\CNTRL\MACHINE\1150
4	4800024	2	BOLT\HEX\1/4X3/4
5	4800282	4	SCR\PAN\SLOT\#10X3/4\NC
6	4800291	10	BOLT\CRG\1/4X3/4\NC
7	4800301	2	SCR\FLNG\SERR\1/4X3/4
8	4900009	2	NUT\HEX\1/4\NC
9	4900084	10	NUT\TPLCK\1/4\NC
10	5000024	2	WASH\LOCK\1/4
11	5000104	4	WASH\LOCK\#10
12	5700230	1	BOX\CNTRL\SAFETY SHUTDOWN
13	5700328	4	SWITCH\RCKR\MNT\PNL\SNGL
14	5700329	10	SWITCH\RCKR\PLUG
15	5700333	14	SWITCH\RCKR\MNT\PNL\MTPL
16	5700506	2	GAUGE\HOUR\RESET
17	5700510	1	BOOT\DUST\PUSBUTTON
18	5700542	4	SWITCH\RCKR\DPDT\24VUNLIT\15A\MOMNTRY\W/RAISED BRCKT
19	5700543	1	SWITCH\RCKR\DPDT\24V\2LIT\15A\LATCH\W/RAISEDBRACKET
20	5700544	2	SWITCH\RCKR\DPDT\24V\1LIT\15A\LATCH&MOMW/RAISED BRCKT
21	5700545	1	SWITCH\RCKR\DPST\24V\2LIT\15A\LATCH\W/RAISEDBRACKET
22	5700652	1	SWITCH\BUTTON\PUSH
23	5700758	1	HARN\BH\PNL\MAIN\GRNDR
24	5700763	1	HARN\BH\PANEL\LOADER;OPT
25	5700769	1	HARN\BH\PNL\KPTO\GRNDR
26	5700774	1	HARN\BH\RADIO\R100E
27	5700775	1	HARN\BH\PANEL\1RELAY
28	7500124	2	GRMT\RBBR\1X9/32IDX3/16T

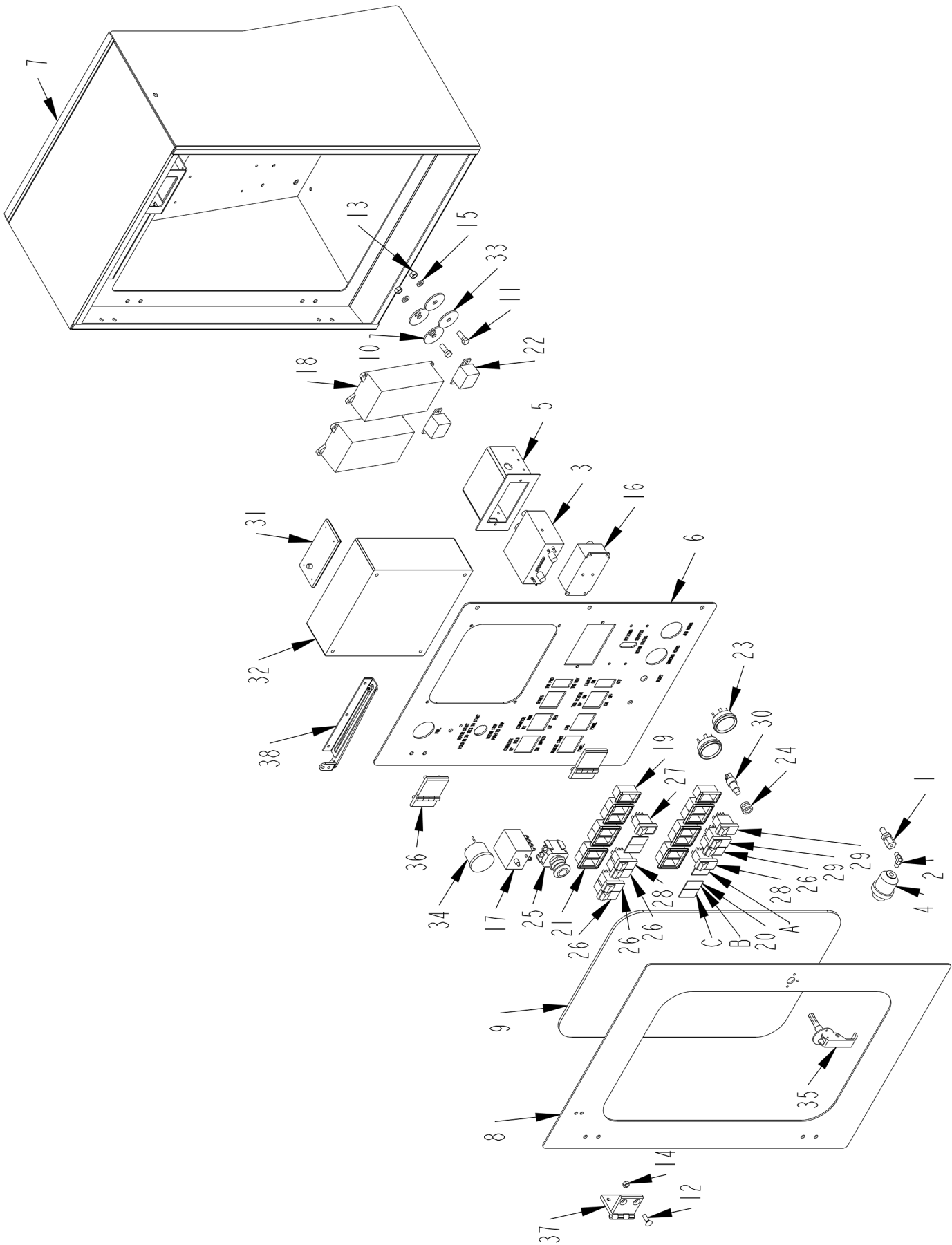
RADIO REMOTE OPTION

21	5700545	1	SWITCH\RCKR\DPST\24V\2LIT\15A\LATCH\W/RAISED BRACKET
18	5700542	1	SWITCH\RCKR\DPDT\24VUNLIT 15A\MOMNTRY\W/RAISED BRCKT

HAY GUIDE OPTION

18	5700542	1	SWITCH\RCKR\DPDT\24VUNLIT15A\MOMNTRY\W/RAISED BRCKT
----	---------	---	---

CONTROL PANEL FRAME ASSEMBLY S.N. 0279 & UP




CONTROL PANEL FRAME ASSEMBLY S.N. 0279 & UP

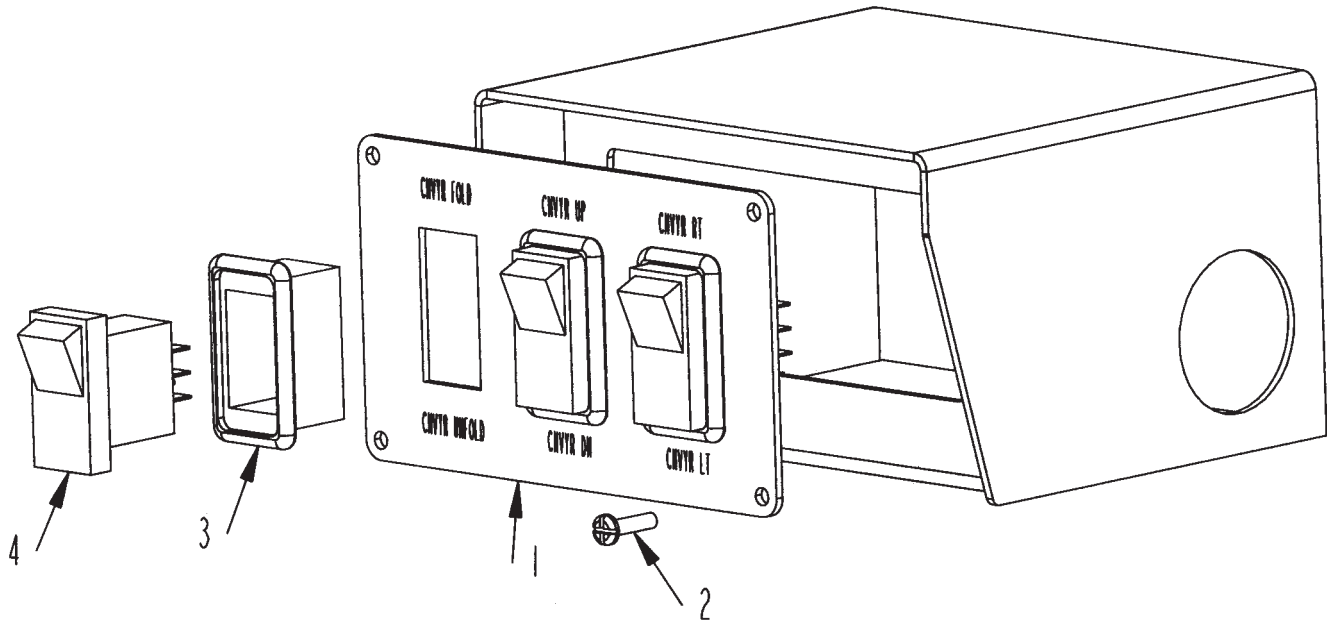
ITEM	PART	QTY.	PART DESCRIPTION
1	3800861	2	FTG\7/8MJICX1/2FP\BULKHEAD
2	3800986	1	FTG\1/8MP\90D\ELL
3	4300034	1	CONTROL BOX
4	4400153	1	INDICATOR\FLTR\AIR\30 IN H20
5	4501543	1	BRKT\GOV\1150
6	4502756	1	PNL\CNTRL\MACHINE\1150
7	4502757	1	FRM\PANEL\CNTRL
8	4502759	1	DOOR\PANEL\CNTRL
9	4502760	1	WNDW\PANEL\CNTRL
10	4704449	2	PNL\CNTRL\PLUG
11	4800003	2	BOLT\HEX\3/8X1
12	4800166	8	SCR\CSK\ALN\5/16X1\NC
13	4900002	2	NUT\HEX\3/8\NC
14	4900142	8	NUT\TPLCK\5/16\NC
15	5000019	2	WASH\LOCK\3/8
16	5700230	1	BOX\CNTRL\SAFETY SHUTDOWN
17	5700252	1	SWITCH\ELEC\MAGNETIC\TAT\24V
18	5700289	2	ENCL\BRKR\CRCT\7-POLE
19	5700328	2	SWITCH\RCKR\MNT\PNL\SNGL
20	5700329	5	SWITCH\RCKR\PLUG
21	5700333	12	SWITCH\RCKR\MNT\PNL\MTPL
22	5700504	2	RELAY\POWR\24V\SPST\W/DIO
23	5700506	2	GAUGE\HOUR\RESET
24	5700510	1	BOOT\DUST\PUSBUTTON
25	5700534	1	SWITCH\MAINT\PB\YELLOW\MUSH
26	5700542	4	SWITCH\RCKR\DPDT\24V\UNLIT\15A\MOMNTRY\W/RASED BRCKT
27	5700543	1	SWITCH\RCKR\DPDT\24V\2LIT\15A\LATCH\W/RASED BRACKET
28	5700544	2	SWITCH\RCKR\DPDT\24V\1LIT\15A\LATCH&MOM\W/RASED BRCKT
29	5700545	2	SWITCH\RCKR\DPST\24V\2LIT\15A\LATCH\W/RASED BRACKET
30	5700652	1	SWITCH\BUTTON\PUSH
31	5700747	1	LIGHT\WHT\10-30V\LED
32	5700903	1	PANEL\KEY;SWITCH\CAT\TIER 3
33	7101029	2	PNL\CNTRL\PLUG
34	7500706	1	GAUGE\FUEL\24V
35	7500907	1	LATCH\COMP\HD
36	7500918	2	HINGE\BOLT-ON\BLACK
37	7501392	2	HINGE\BOLT-ON\270DEG\4-BLT\BLK
38	7501393	1	STOP\WIND\DR\PNL
LOADER OPTION			
A	5700545	1	SWITCH\RCKR\DPST\24V\2LIT\15A\LATCH\W/RASED BRACKET
RADIO REMOTE OPTION			
B	5700542	1	SWITCH\RCKR\DPDT\24V\UNLIT\15A\MOMNTRY\W/RASED BRCKT
C	5700545	1	SWITCH\RCKR\DPST\24V\2LIT\15A\LATCH\W/RASED BRACKET
NOT SHOWN			
	3701489	1	HOSE\AIR\1/8X28\7/16FJICX7/16FJIC
	3701490	1	HOSE\AIR\1/8X144\1/8MPX1/8MP
	3800102	1	FTG\1/8FP\CPLG\LW
	3800111	1	FTG\1/8MPX1/8FP\90D\ST;EL



CAT TIER 3 CONTROL PANEL 5400903



REAR AUXILIARY CONTROL PANEL ASSEMBLY - THREE SWITCH



ITEM	PART	QTY.	PART DESCRIPTION
1	4501734	1	SHEET\PANEL\CONTROL\AUX\REAR
2	4800498	4	SCR\PAN\PHL\#10X3/4\NF
3	5700328	3	SWITCH\RCKR\MNT\PNL\SNGL
4	5700542	3	SWITCH\RCKR\DPDT\24VUNLIT\15A\MOMNTRY\W/RASED BRCKT

NOT SHOWN
5700340

ACTTR\TOOL\REMOVAL\44381

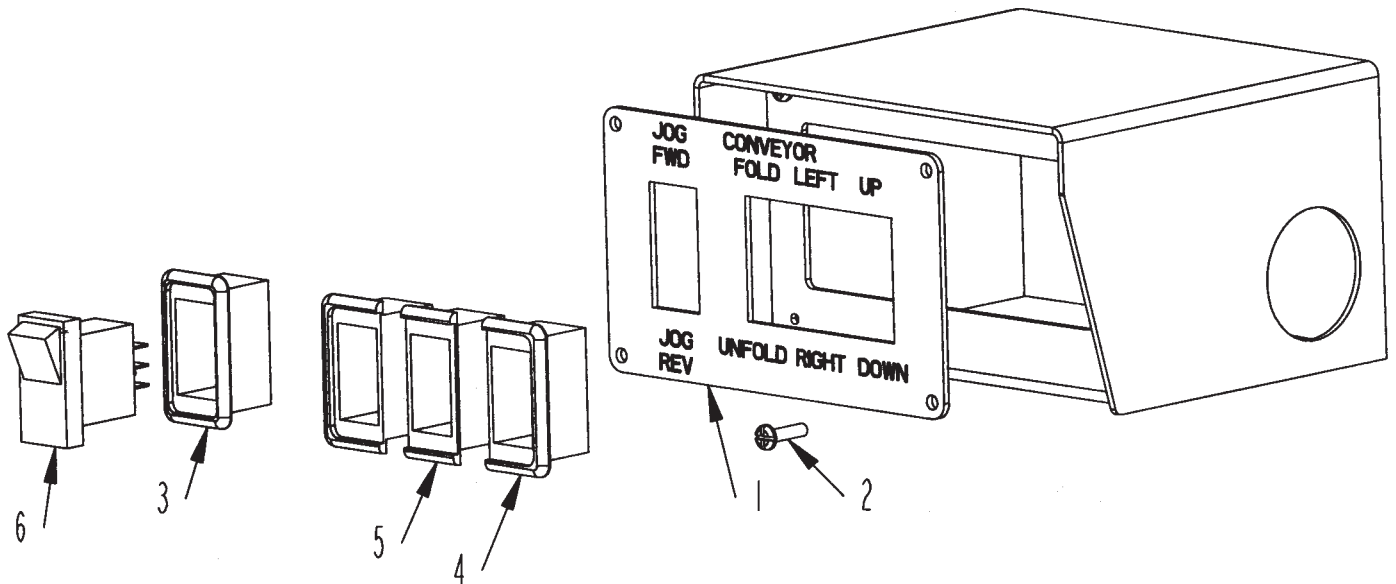
REAR AUXILIARY CONTROL PANEL ASSEMBLY - FOUR SWITCH

ITEM	PART	QTY.	PART DESCRIPTION
1	4502456	1	SHEET\-panel\control\aux\rear
2	4800498	4	SCR\pan\phl\#10x3/4\NF
3	5700328	1	SWITCH\RCKR\MNT\PNL\SNGL
4	5700333	2	SWITCH\RCKR\MNT\PNL\MTPL
5	5700448	1	SWITCH\RCKR\MNT\PNL\MDDL
6	5700542	4	SWITCH\RCKR\DPDT\24VUNLIT\15A\MOMNTRY\W/ RASED BRCKT

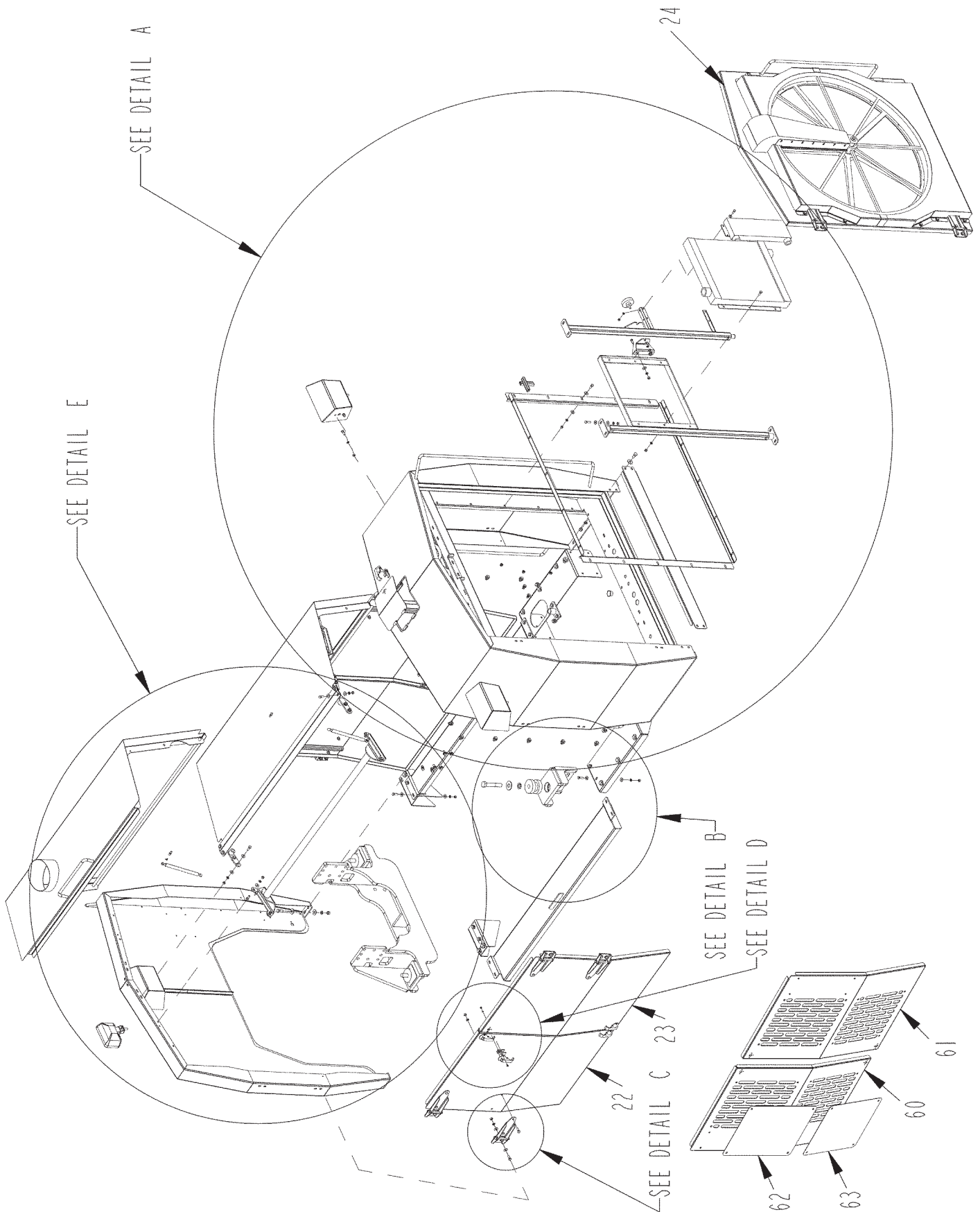
NOT SHOWN

5700340

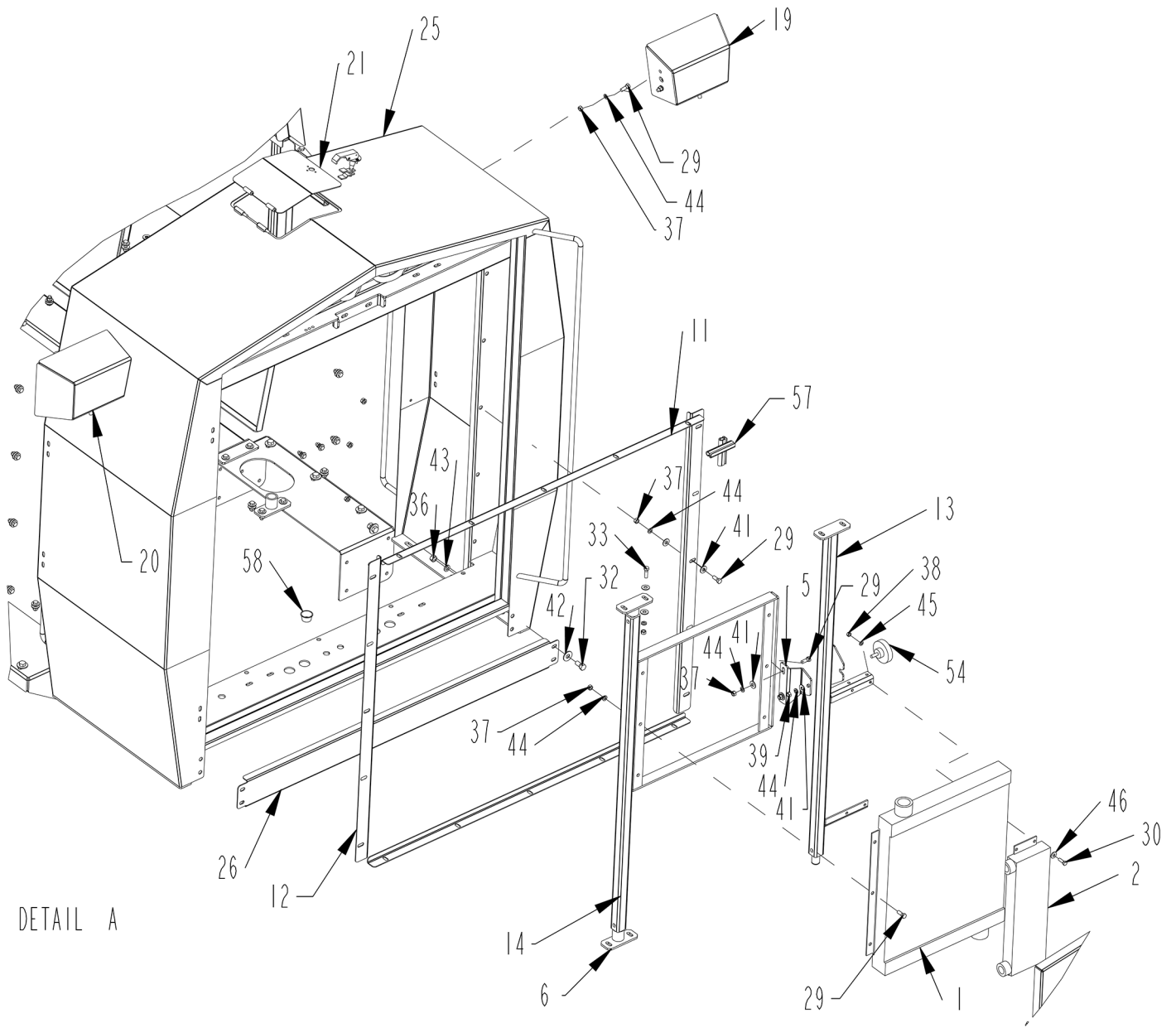
ACTTR\TOOL\REMOVAL\44381



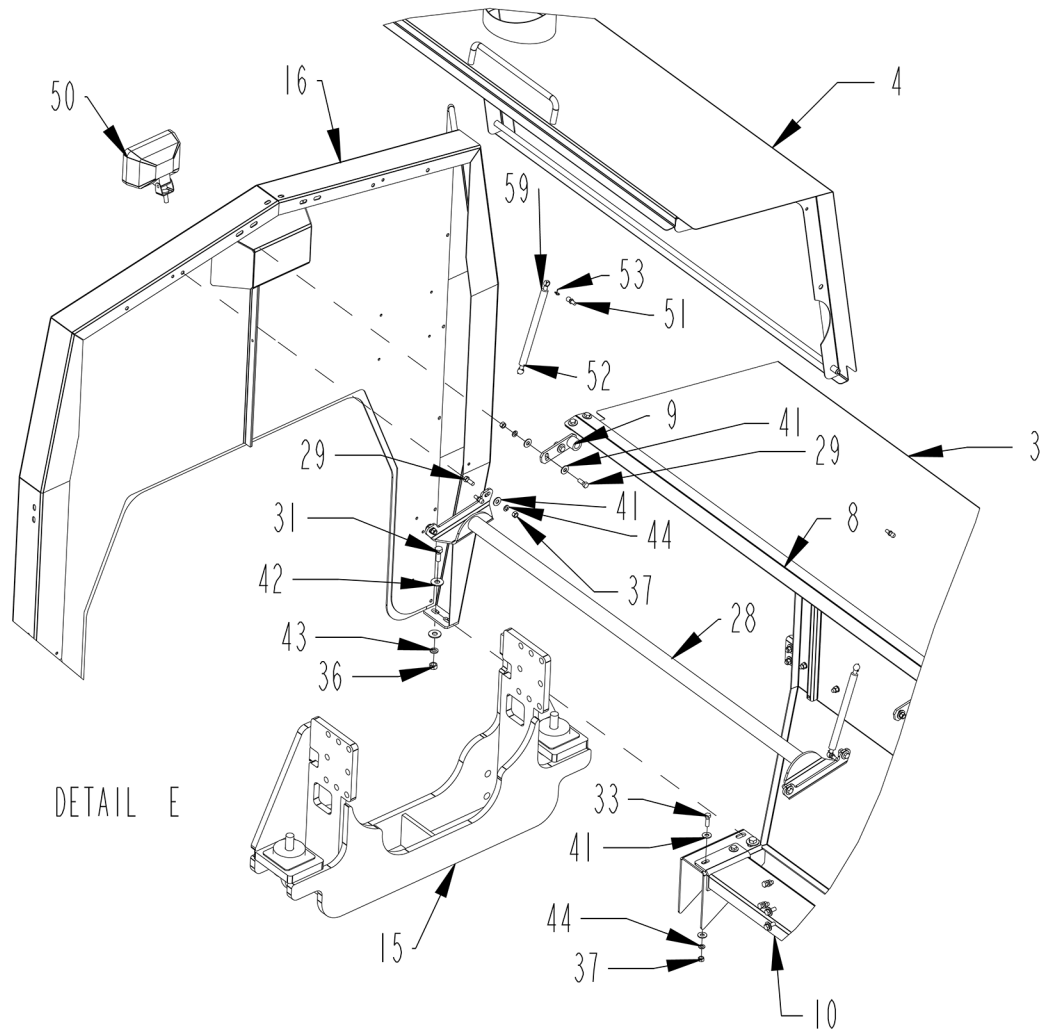
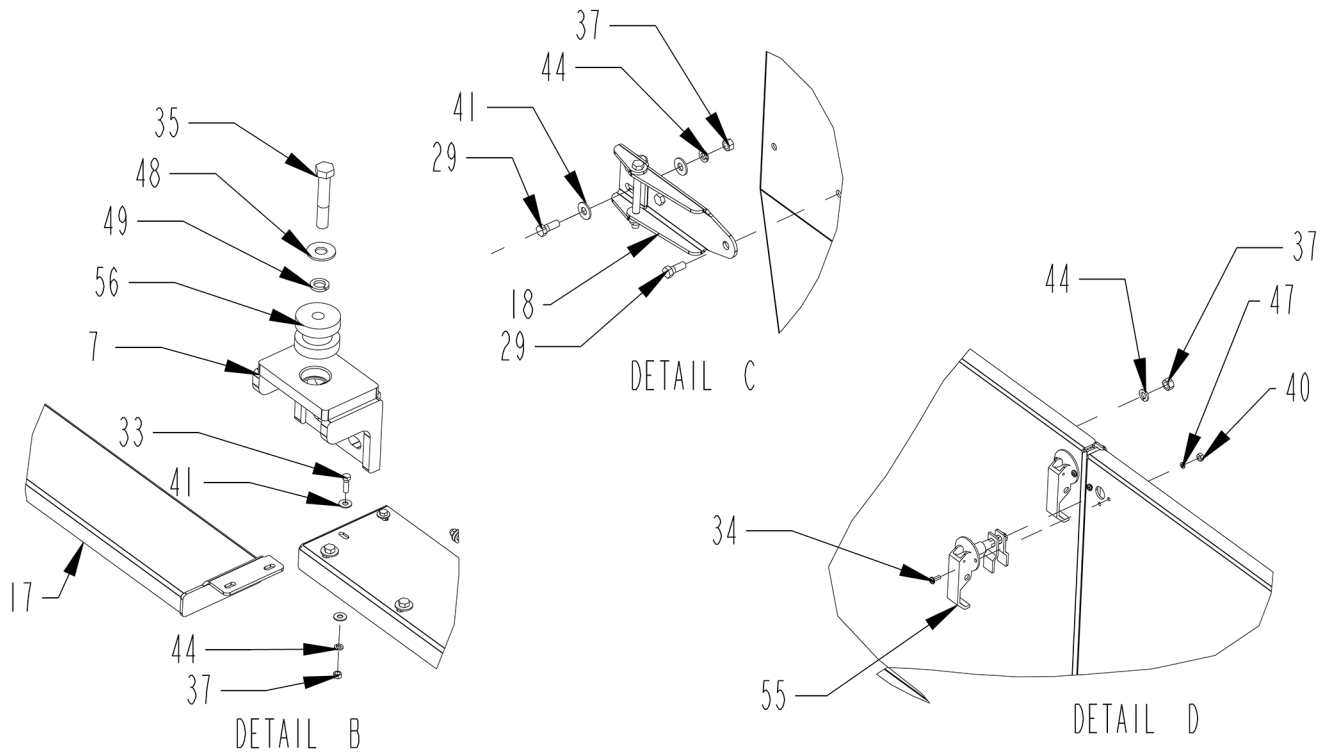
ENGINE SHROUD ASSEMBLY - 475, 540 & 630 HP



ENGINE SHROUD ASSEMBLY - 475, 540 & 630 HP - DETAIL A



ENGINE SHROUD ASSEMBLY - 475, 540 & 630 HP - DETAILS B-E



ENGINE SHROUD ASSEMBLY -475, 540 & 630 HP - PARTS LIST

ITEM	PART	QTY.	PART DESCRIPTION
1	4000219	1	RAD\HYD\23X19\1-1/16"-1(THROUGH S.N. 0278)
1A	4200180		RAD\HYD\C48\WBYPASS(S.N. 0279 & UP)
2	4000300	1	RAD\HYD\5-5/8X13-3/4X1-3/4\AKG_C-8
3	4501486	1	COVER\ENGLH
4	4501487	1	COVER\ENGRH
4A	4704244		COVER\ENGRH 630HP (FOR SN UP TO 305)
4B	4502794		COVER\ENGRH 630HP (FOR SN 306 AND UP)
5	4501490	1	BRKT\CLAMP\FRM\COOLER\OIL
6	4501492	3	BRKT\COOLER\OIL
7	4501495	2	MNT\ENGINE\FRONT\CAT3406
8	4501496	1	CVR\RIDGE\SHROUD\ENG
9	4501497	4	BRKT\PIVOT\DOOR
10	4501824	1	DECK\SERV(QTY 2 STARTING S.N. 0279)
11	4501828	2	SEAL\RAD\TOP
12	4501829	2	SEAL\RAD\SIDE
13	4501912	1	BRKT\COOLER\OIL\525
14	4501913	1	FRM\PIVOT\COOLER\OIL\525
15	4502006	1	MNT\ENG\525
16	4502014	1	SHROUD\ENG\REAR
17	4502085	1	DECK\SERV\ENGRH(THROUGH S.N. 0278)
18	4703579	10	HINGE\ASSY\FAB\3-1/2
19	4703870	1	BRKT\LIGHT\LH
20	4703871	1	BRKT\LIGHT\RH
21	4703878	1	CVR\ACCESS\RAD
22	4703893	2	DOOR\ACCESS\ENGINE\L.H.
23	4703894	2	DOOR\ACCESS\ENGINE\R.H.
24	4703895	1	DOOR\RAD
25	4704298	1	SHROUD\RAD(THROUGH S.N. 0278)
25A	4502493		SHROUD\RAD(S.N. 0279 & UP)
26	4704653	1	CVR\ACCESS\SHROUD
27	4704680	1	TUBE\INTAKE\AIR (NOT SHOWN)
28	4704682	2	BRACE\SHROUD
29	4800003	107	BOLT\HEX\3/8X1
30	4800013	4	BOLT\HEX\5/16X1
31	4800018	10	BOLT\HEX\1/2X1-1/4
32	4800085	4	BOLT\HEX\1/2X1
33	4800098	16	BOLT\HEX\3/8X1-1/4\NC
34	4800468	22	SCR\RD\SLOT\#10X1/2
35	4800925	4	BOLT\HEX\7/8X5
36	4900001	14	NUT\HEX\1/2\NC
37	4900002	120	NUT\HEX\3/8\NC
38	4900003	4	NUT\HEX\5/16\NC
39	4900023	12	NUT\TPLCK\3/8\NC
40	4900072	20	NUT\HEX\#10\NC
41	5000001	165	WASH\FLAT\3/8
42	5000004	24	WASH\FLAT\1/2
43	5000006	14	WASH\LOCK\1/2
44	5000019	135	WASH\LOCK\3/8
45	5000022	4	WASH\LOCK\5/16
46	5000023	4	WASH\FLAT\5/16
47	5000071	20	WASH\LOCK;EXT\STAR\#10
48	5000098	4	WASH\FLAT\7/8
49	5000106	4	WASH\LOCK\7/8
50	5800880	3	LAMP\HALOGEN\5X5\24V
51	7500664	8	BALL STUD\SHOCK\FITTING\M6
52	7500665	8	END FITTING\GAS SPRING \m6
53	7500666	8	SAFETY CLIP
54	7500891	1	KNOB\CLAMP\3/8NCx1"STUD
55	7500907	11	LATCH\CMPNT\HD
55A	4704046		FLANGE\REINFORCE\LATCH (NOT SHOWN)
56	7501063	4	CUSH\RBBI\3-1/2ODX2-7/8\0.94 BOLT HOLE
57	7501074	3	WEATHERSTRIP\SCRN\RAD
58	7501457	2	PLUG\PLSTC\1-3/8\T16A
59	7500663	4	SPRNG\GAS\90LB\9416K224
60	4502263	2	DOOR\LVRD\ACCESS\ENGLH (S.N. 0232 AND UP 475HP & 540HP; ALL 630HP)
61	4502264	2	DOOR\LVRD\ACCESS\ENGRH (S.N. 0232 AND UP 475HP & 540HP; ALL 630HP)
62	4502265	4	CVR\DOOR\ACCESS\UPPR
63	4502266	4	CVR\DOOR\ACCESS\LWR

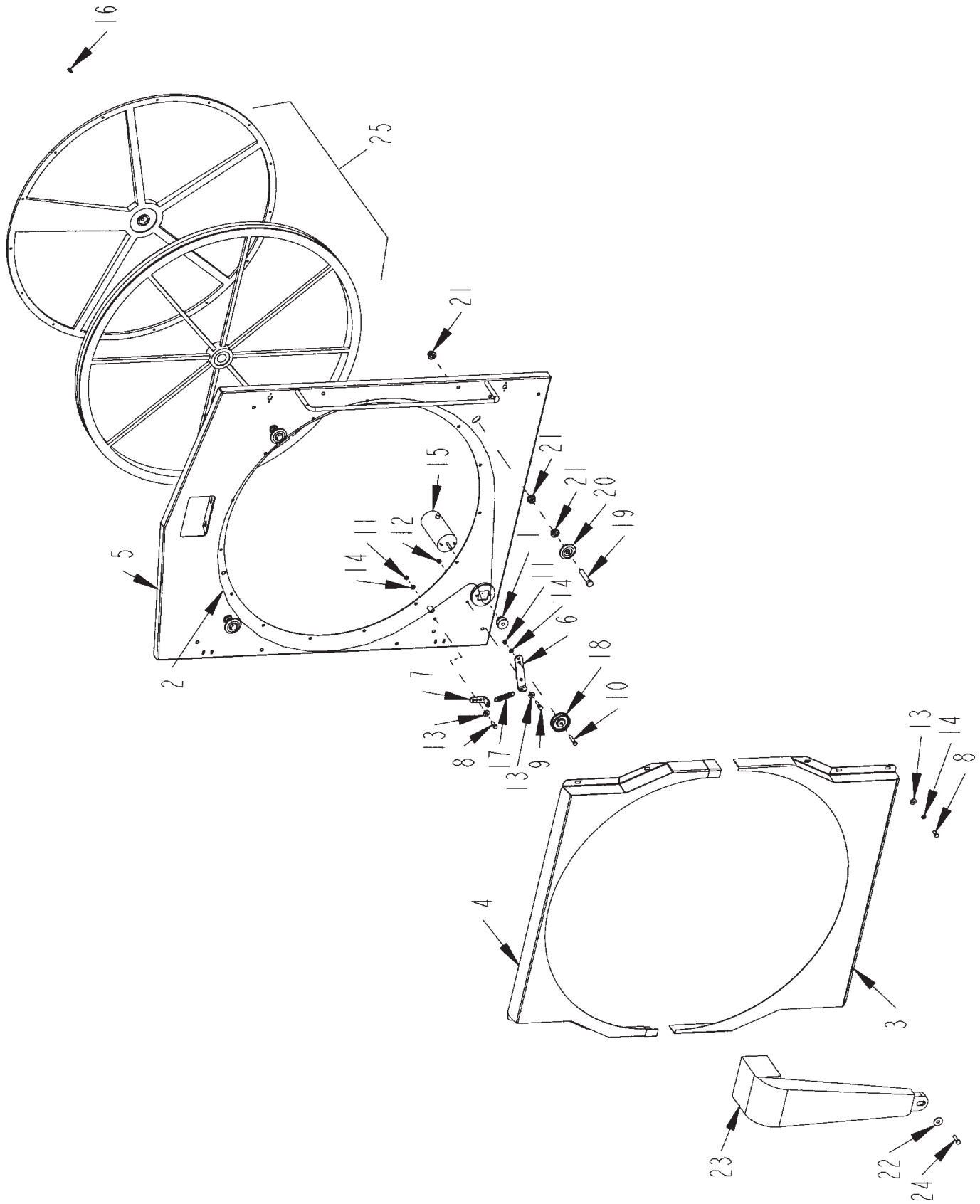
NOT SHOWN

7500590
4502269

ENCL\OPS\8-1/2X11X1-5/8\>

CVR\KIT\DOOR\ACCESS (includes (4) 4502265, (4) 4502266, mounting hardware)

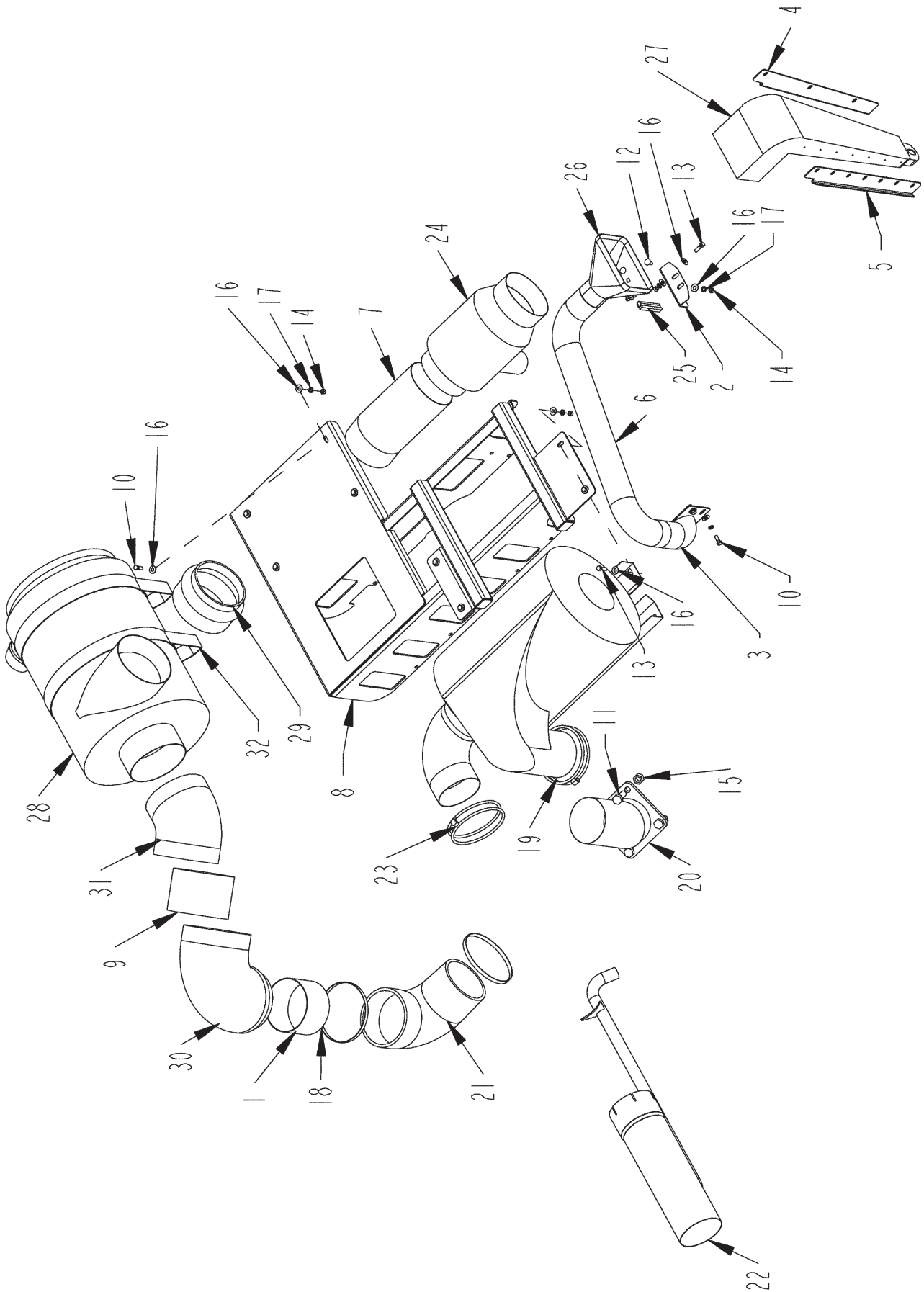
ROTARY SCREEN ASSEMBLY



ROTARY SCREEN ASSEMBLY

ITEM	PART	QTY.	PART DESCRIPTION
1	1400090	1	PULLEY G&G
2	1600085	1	V-BELT\AX\158\COG-BELT
3	4501395	1	CVR\ROTARYSCREEN\BOTTOM
4	4501396	1	CVR\ROTARYSCREEN\TOP
5	4703895	1	DOOR\RAD
6	4501569	1	IDLER\SCREEN\ROTARY
7	4501571	1	BRKT\SPRING\IDLER\SCREEN\ROTARY
8	4800003	11	BOLT\HEX\3/8X1
9	4800034	1	BOLT\HEX\3/8X1-1/2
10	4800146	1	BOLT\HEX\3/8X2
11	4900002	2	NUT\HEX\3/8\NC
12	4900023	1	NUT\TPLCK\3/8\NC
13	5000001	12	WASH\FLAT\3/8
14	5000019	12	WASH\LOCK\3/8
15	5700537	1	MTR\ELEC\24V\0.03HP
16	7501073	15	SCREW\SCRN\RAD
17	7501076	1	SPRING\SCRN\RAD
18	7501077	1	SHEAVE\SCRN\RAD
19	7501078	4	CAP\SCREW\SCRN\RAD
20	7501079	4	ROLLER\ ROTARYSCREEN
21	7501080	12	FLANGE\NUT\SCRN\RAD
22	7501081	1	WASHER\SCRN\RAD
23	7501083	1	AIR\DUCT\SCRN\RAD
24	7501089	1	CAP\SCREW\SCRN\RAD
25	7501084	1	SCREEN\ROTARY\RAD

ENGINE DUCTING - 475 AND 540 HP ENGINES



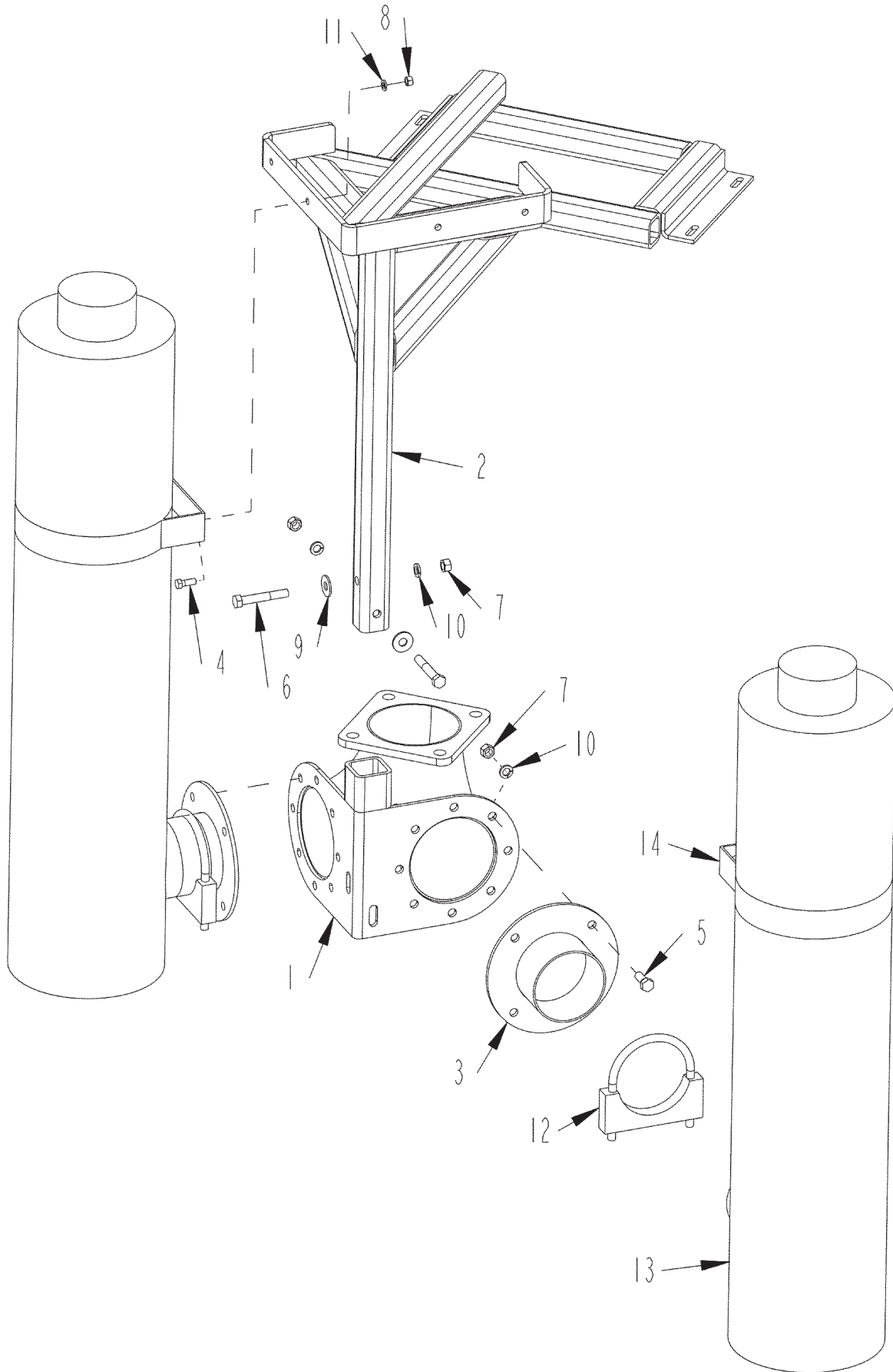
ENGINE DUCTING - 475 AND 540 HP ENGINES

ITEM	PART	QTY.	PART DESCRIPTION
1	4501392	1	TUBE\INTAKE\AIR
2	4501565	1	BRKT\FUNNEL\SHROUD\RAD
3	4501582	1	ELBOW\SCREEN\ROTARY
4	4501584	1	SEAL\SCREEN\ROTARY
5	4501585	1	SEAL\SCREEN\ROTARY
6	4502096	1	TUBE\SCREEN\ROTARY
7	4704680	1	TUBE\INTAKE\AIR
8	4704681	1	BRKT\MUFFLER\AIRCLEANER
9	4704684	1	TUBE\INTAKE\AIR
10	4800003	8	BOLT\HEX\3/8X1
11	4800033	4	BOLT\HEX\3/4X2
12	4800053	2	BOLT\CRG\3/8X1\NC
13	4800098	6	BOLT\HEX\3/8X1-1/4\NC
14	4900002	12	NUT\HEX\3/8\NC
15	4900139	4	NUT\TPLCK\3/4\GR8\NC
16	5000001	26	WASH\FLAT\3/8
17	5000019	16	WASH\LOCK\3/8
18	7500644	2	CLMP\HOSE\7
19	7500875	1	SILENCER\EXHAUST\COWL
20	7500915	1	EXHST\FLEX\COWL
21	7500922	1	FTG\RBBR\7TO6\90DEG\ELL
22	7500924	1	TUBE\EXHAUST\6"X20-7/8-SC ONE END
23	7500925	2	CLAMP\EXHAUST\6
24	7501066	1	SPRTR\INLINE\H001906
25	7501074	1	WEATHERSTRIP\SCRN\RAD
26	7501075	1	Z62350-FUNNEL
27	7501083	1	AIR\DUCT\SCRN\RAD
28	7501274	1	AIRCLEANER\FRG\18"
29	7501275	1	FTG\RBBR\CPLG\8TO7
30	7501276	1	90DEG REDUCING ELBOW
31	7501277	1	FTG\RBBR\5\45DEG\ELL
32	7501278	2	CLMP\AIRCLEANER\18"

REPLACEMENT AIR FILTER FOR 7501074

4400122	FLTR\ELMT\AIR\PRMRY\
4400123	FLTR\ELMT\AIR\SAFTY

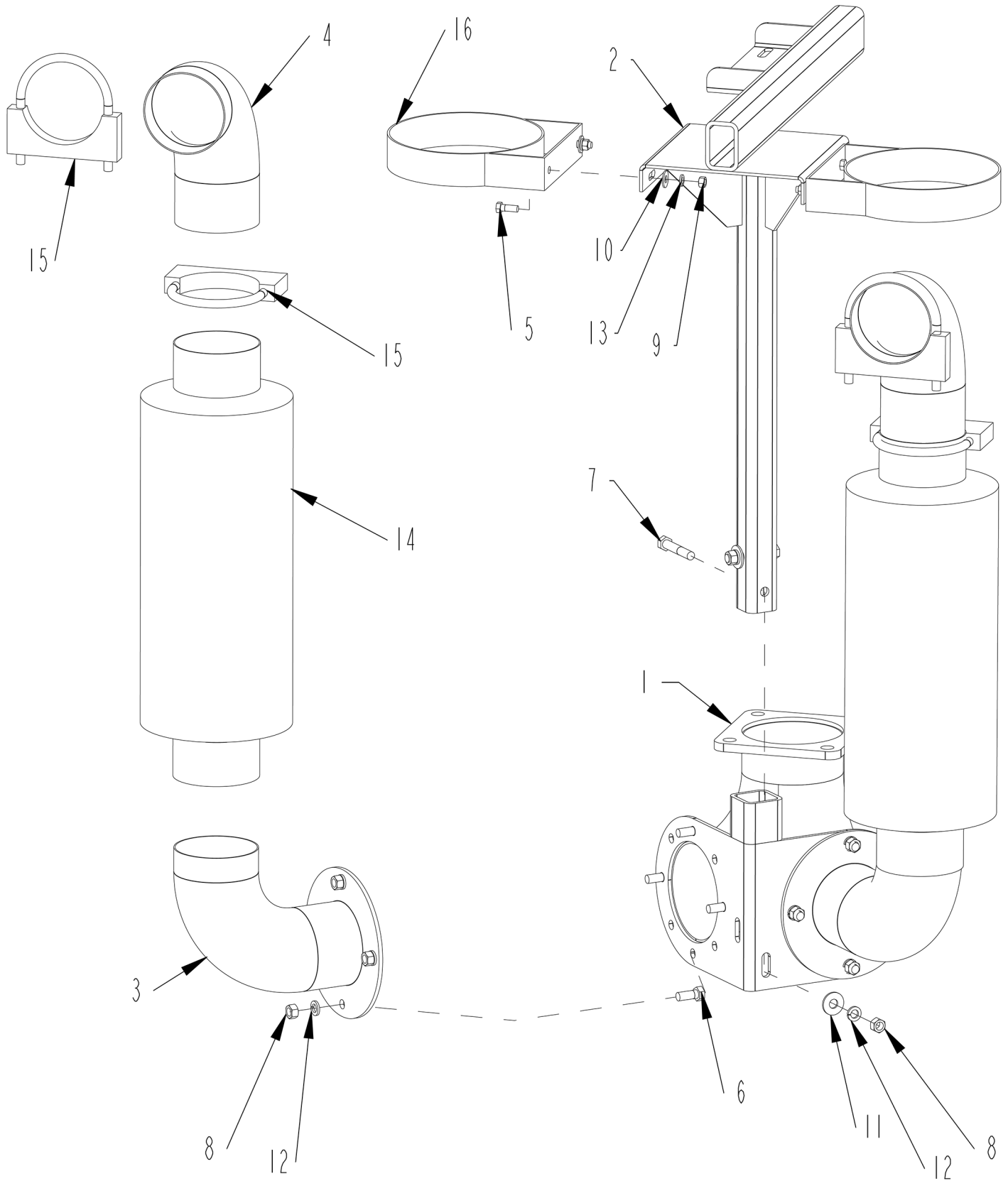
630 HP EXHAUST BRACKET S.N. UP TO 0305



630 HP EXHAUST BRACKET S.N. UP TO 0305

ITEM	PART	QTY.	PART DESCRIPTION
1	4502273	1	BRKT\LWR\MFFLR
2	4502274	1	BRKT\UPPR\MFFLR
3	4704242	2	BRKT\MFFLR
4	4800003	4	BOLT\HEX\3/8X1
5	4800018	8	BOLT\HEX\1/2X1-1/4
6	4800592	2	BOLT\HEX\1/2X3-1/4
7	4900001	10	NUT\HEX\1/2\NC
8	4900002	4	NUT\HEX\3/8\NC
9	5000004	2	WASH\FLAT\1/2
10	5000006	10	WASH\LOCK\1/2
11	5000019	4	WASH\LOCK\3/8
12	7500950	2	CLAMP\EXH5
13	7501428	2	MFFLR
14	7501429	2	CLMP\MFFLR\10
NOT SHOWN			
	7501430	2	MFFLR\BLANKET\C18\630

630 HP EXHAUST BRACKET S.N. 0306 & UP



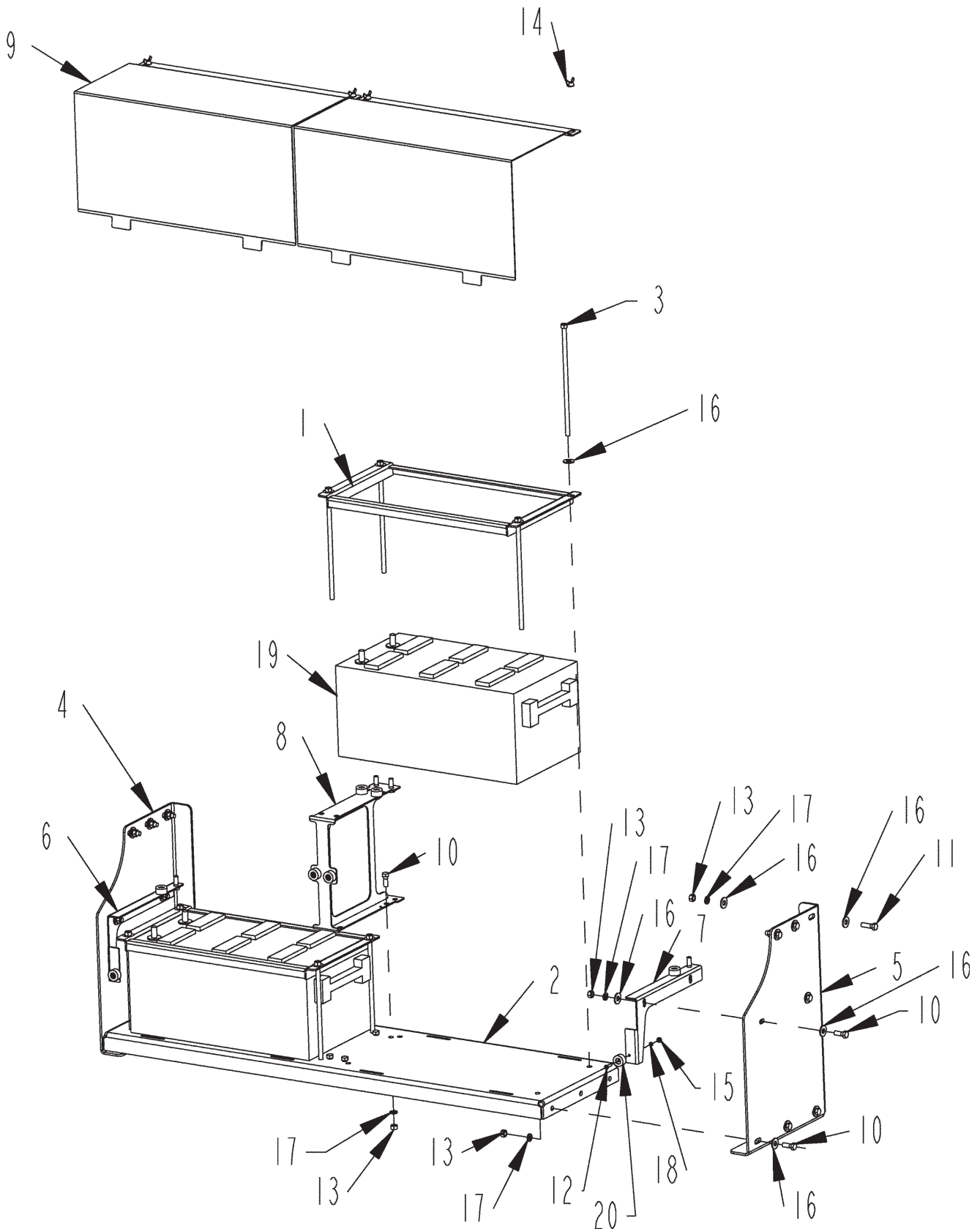
630 HP EXHAUST BRACKET S.N. 0306 & UP

ITEM	PART	QTY.	PART DESCRIPTION
1	4502790	1	BRKT\LWR\MFFLR
2	4502791	1	MNT\MUFFLER
3	4502792	2	MNT\MUFFLER
4	4502795	2	TUBE\MUFFLER
5	4800003	4	BOLT\HEX\3/8X1
6	4800018	8	BOLT\HEX\1/2X1-1/4
7	4800068	2	BOLT\HEX\1/2X3
8	4900001	10	NUT\HEX\1/2\NC
9	4900002	4	NUT\HEX\3/8\NC
10	5000001	4	WASH\FLAT\3/8
11	5000004	2	WASH\FLAT\1/2
12	5000006	10	WASH\LOCK\1/2
13	5000019	4	WASH\LOCK\3/8
14	7500764	2	MFFLR\9"\M090595
15	7500950	4	CLAMP\EXH\5
16	7501566	2	CLMP\MFFLR\9

NOT SHOWN

3701440	30 FT.	HOSE\SLV\VELCRO\2-1/2
3701475	50FT.	HOSE\HEATER\5/8 (used on loader macnines only)
7501430	2	MFFLR\BLANKET\C18\630

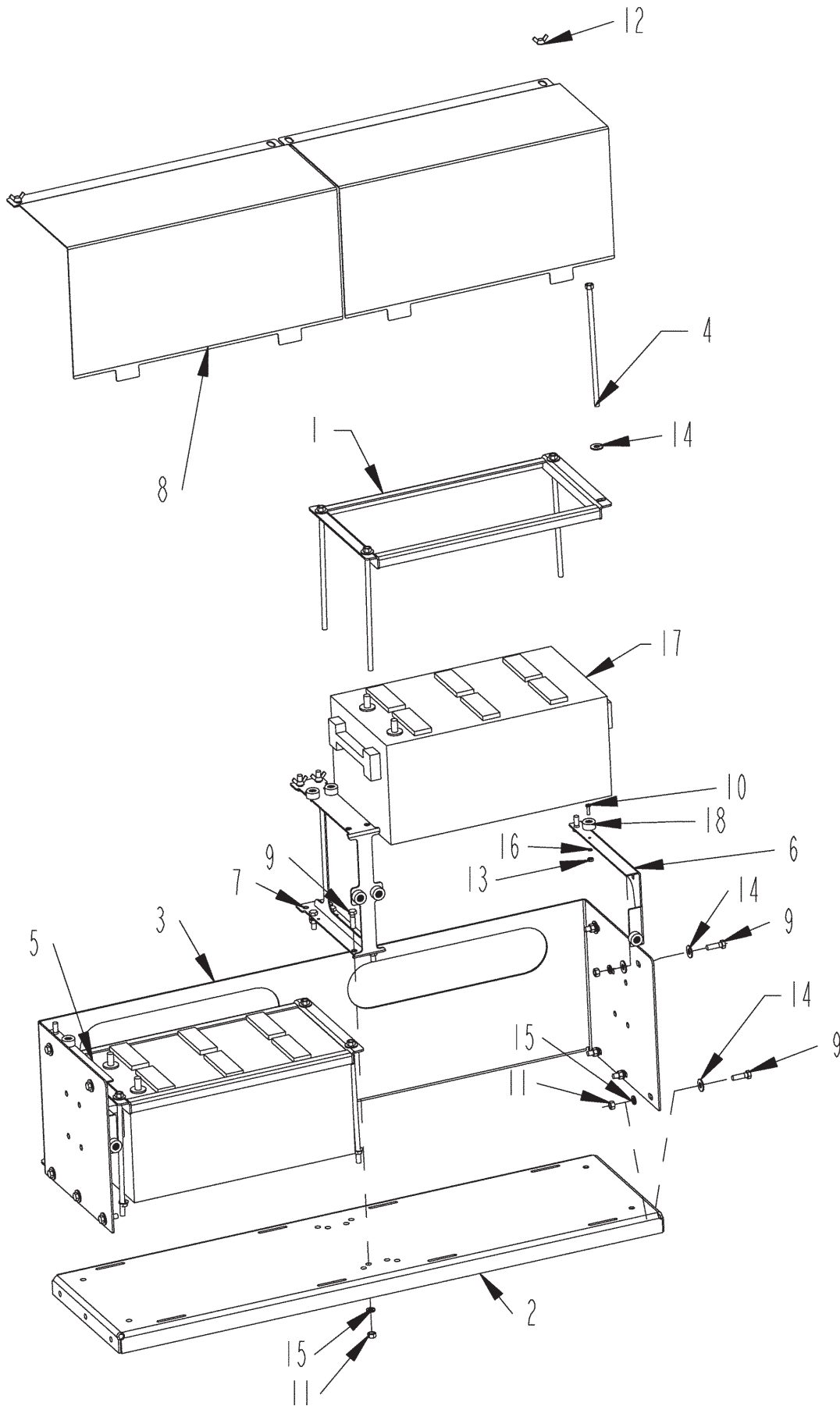
BATTERY BOX ASSEMBLY



BATTERY BOX ASSEMBLY

ITEM	PART	QTY.	PART DESCRIPTION
1	4501551	2	BRKT\BATT
2	4501552	1	BRKT\BOX\BATTERY\BOTTOM
3	4703198	8	HLDN\BRCKT\BTTRY
4	4703944	1	BRKT\BOX\BATTERY
5	4703945	1	BRKT\BOX\BATTERY
6	4703946	1	BRKT\COVER\BOX\BTTRY
7	4703947	1	BRKT\COVER\BTTRY
8	4703948	1	BRKT\COVER\BOX\BATTERY
9	4703949	2	COVER\BTTRY
10	4800003	18	BOLT\HEX\3/8X1
11	4800098	6	BOLT\HEX\3/8X1-1/4\NC
12	4800497	8	SCR\PAN\PHL\#10X3/4\NC
13	4900002	28	NUT\HEX\3/8\NC
14	4900032	4	NUT\WING\3/8\NC
15	4900072	8	NUT\HEX\#10\NC
16	5000001	34	WASH\FLAT\3/8
17	5000019	20	WASH\LOCK\3/8
18	5000071	8	WASH\LOCK;EXT\STAR\#10
19	5700002	2	BATT\12VDC
20	7500756	8	BMPRI\RBBR\1-1/32X5/8
	4704104		BOX\BATTERY\ASSY

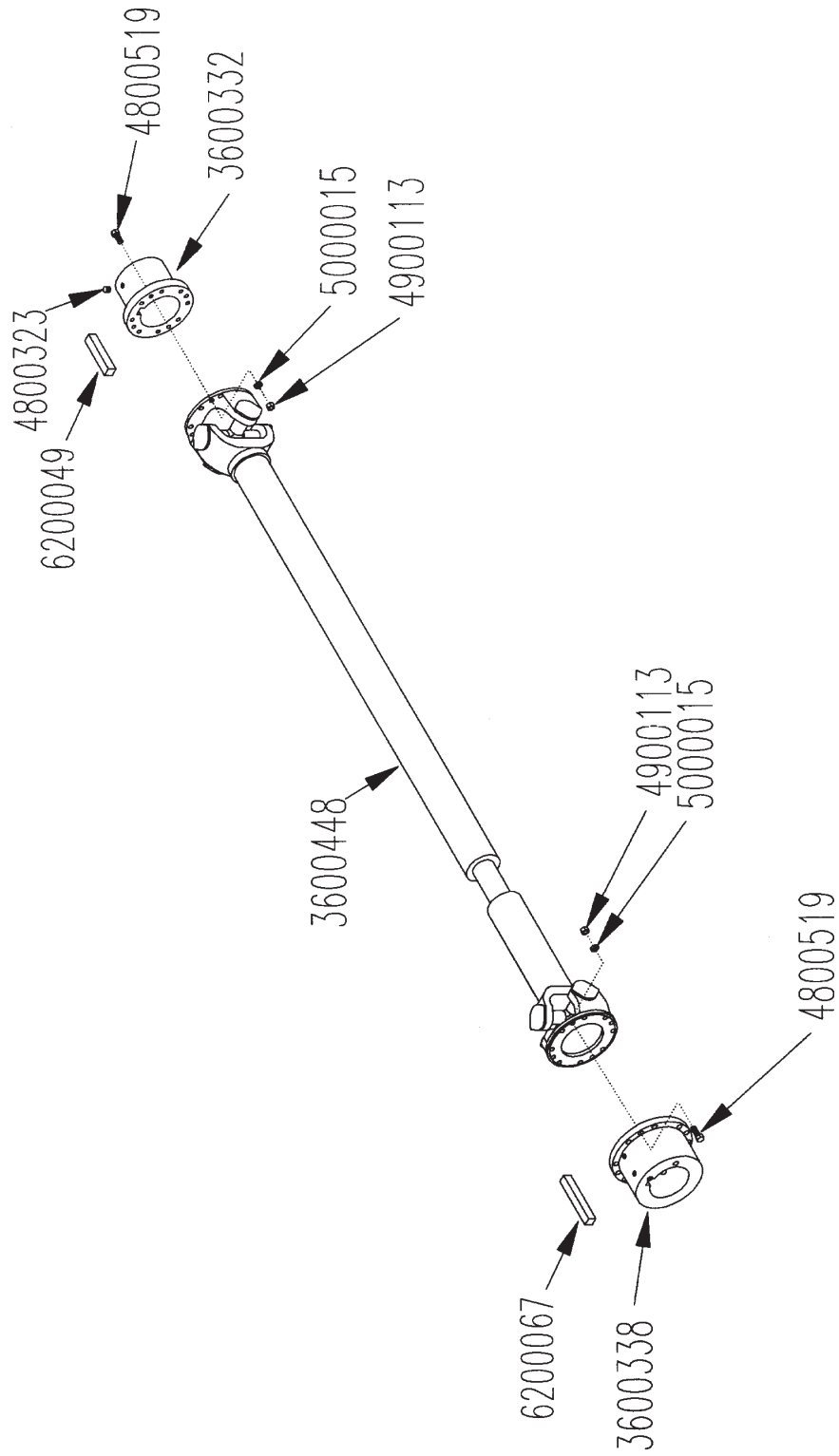
BATTERY BOX ASSEMBLY - HOOD LOADER



BATTERY BOX ASSEMBLY - HOOD LOADER

ITEM	PART	QTY.	PART DESCRIPTION
1	4501551	2	BRKT\BATT
2	4501552	1	BRKT\BOX\BATTERY\BOTTOM
3	4502011	1	BRKT\BTTRY\C15\525HP
4	4703198	8	HLDN\BRCKT\BTTRY
5	4703946	1	BRKT\COVER\BOX\BTTRY\LH
6	4703947	1	BRKT\COVER\BOX\BTTRY\RH
7	4703948	1	BRKT\COVER\BOX\BATTERY
8	4703949	2	COVER\BATTERY
9	4800098	14	BOLT\HEX\3/8X1-1/4\NC
10	4800497	8	SCR\PAN\PHL\#10-24X3/4\NC
11	4900002	14	NUT\HEX\3/8\NC
12	4900032	4	NUT\WING\3/8\NC
13	4900072	8	NUT\HEX\#10\NC
14	5000001	22	WASH\FLAT\3/8
15	5000019	14	WASH\LOCK\3/8
16	5000071	8	WASH\LOCK\EXT\STAR\#10
17	5700002	2	WASH\1-1/4ID\1-7/8OD\14GA
18	7500756	8	BMPR\RBRR\1-1/32X5\8
	4502021		ASSY\BOX\BTTRY\525\1150

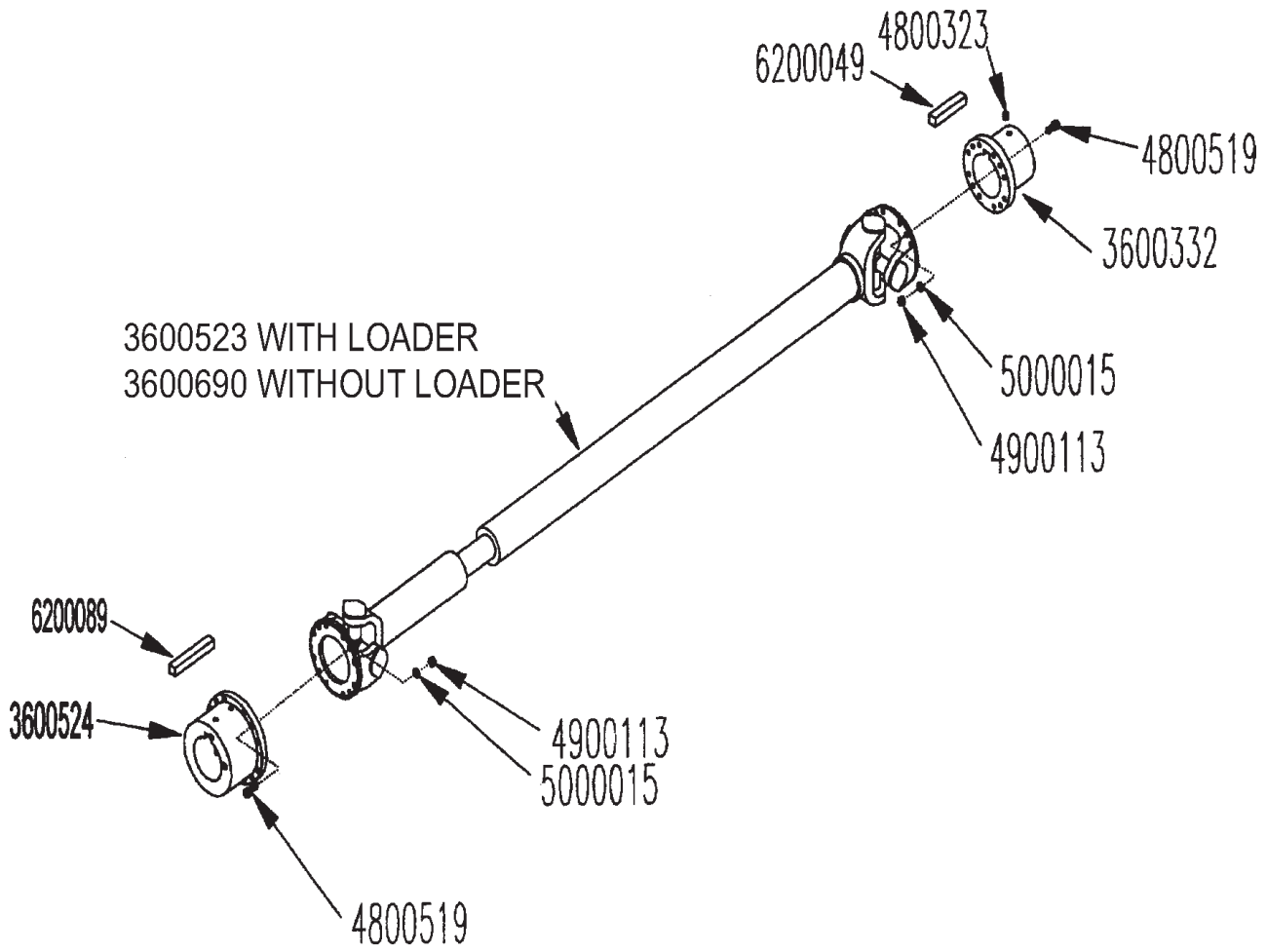
DRIVE LINE ASSEMBLY - 475 HP



DRIVE LINE ASSEMBLY - 475 HP

PART	QTY.	PART DESCRIPTION
3600332	1	FLG\4IDX4L\1810\DRLIN\HUB
3600338	1	FLG\80MMX4L\1810\HUB
3600448	1	DRLIN\IND\1810\70-3/4
4800323	8	SCR\SET\ALN\1/2X1\NC
4800519	24	BOLT\HEX\7/16X1-1/2\GR8\NF
4900113	24	NUT\HEX\7/16\GR8\NF
5000015	24	WASH\LOCK\7/16
6200049	1	KEY\SQ\1X4
6200067	1	KEY\REC\868X925X3-3/4

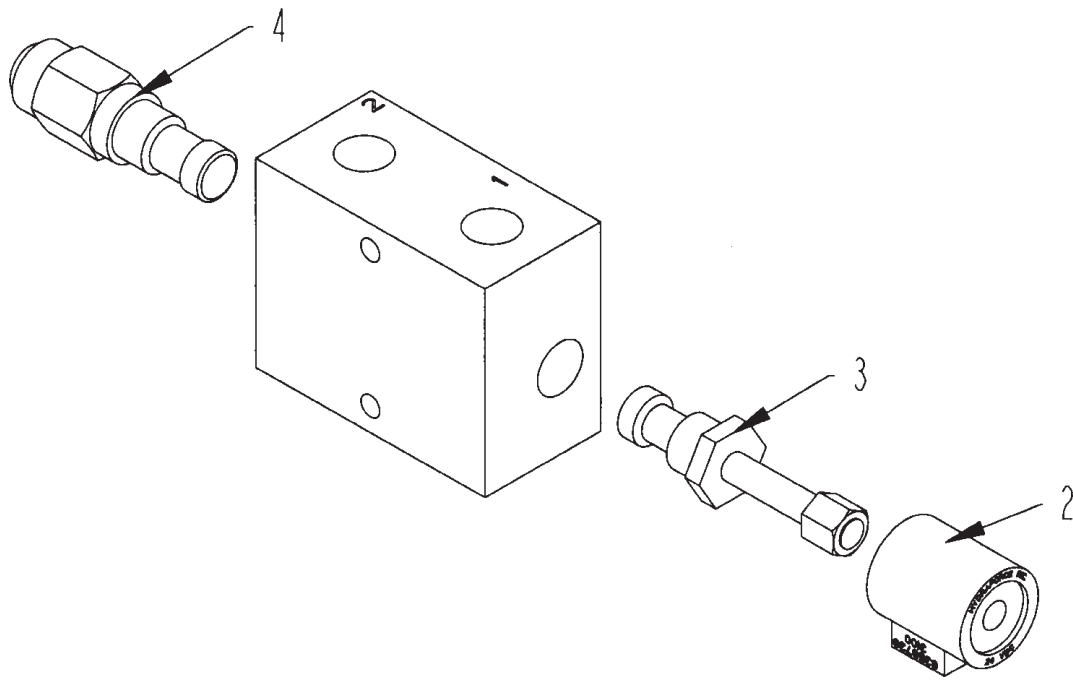
DRIVE LINE ASSEMBLY - 540 HP AND 630 HP



DRIVE LINE ASSEMBLY - 540 HP AND 630 HP

PART	QTY.	PART DESCRIPTION
3600332	1	FLG\4IDX4L\1810\DRLIN\HUB
3600523	1	DRLIN\IND\1810\64\1150 W\525HP (USED WITH LOADER)
3600524	1	FLG\100MMX4L\1810\HUB
3600690	1	DRLIN\IND\1810\67.5" (USED WITHOUT LOADER)
4800323	8	SCR\SET\ALN\1\2X1\NC
4800519	24	BOLT\HEX\7\16X1-1\2\GR8\>
4900113	24	NUT\HEX\7\16\GR8\NF
5000015	24	WASH\LOCK\7\16
6200049	1	KEY\SQ\1X4
6200089	1	KEY\SQ\STEP\1-1\8X1-1\8

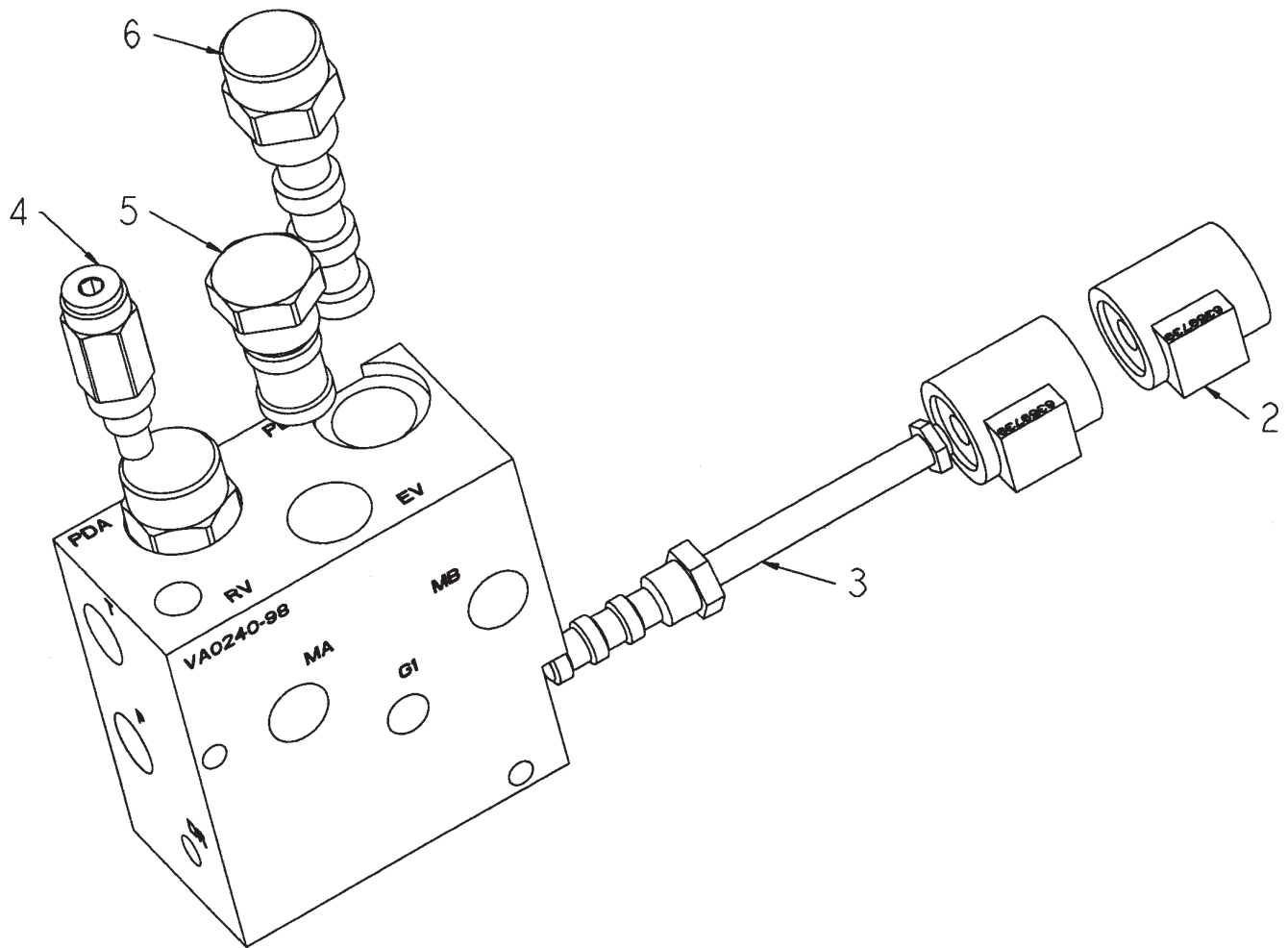
HYDRAULIC CONVEYOR VALVE 4000208



ITEM	PART	QTY.	PART DESCRIPTION
	4000208	1	VLV\HYD\CNVYR\BLK\MFLD
2	4000229	1	VALVE\HYD\SOL\24V\635\W/D\WPEND
3	4000241	1	VALVE\HYD\CART\2POS
4	4000242	1	VALVE\HYD\RELIEF\CART\2000PSI

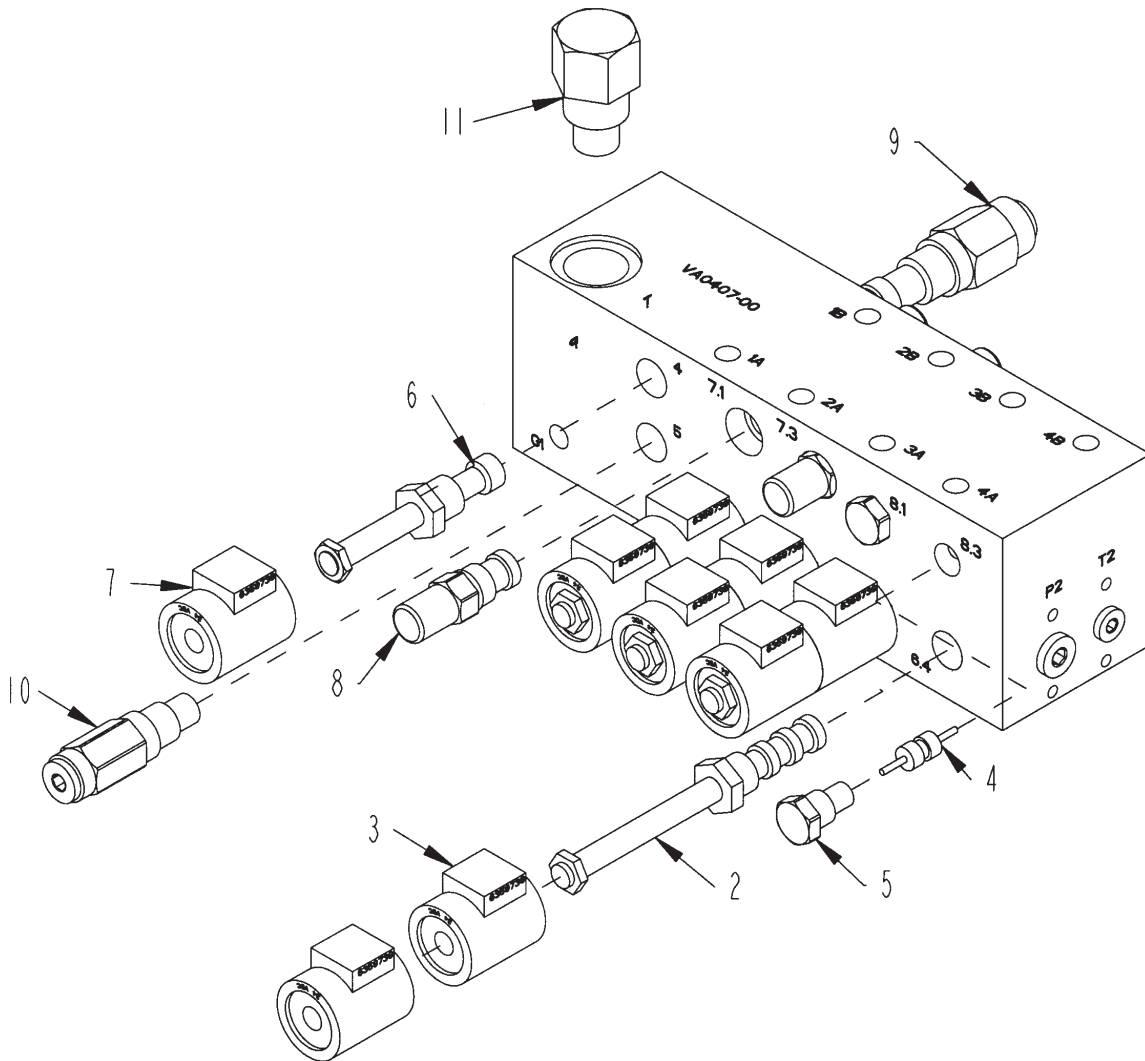
HYDRAULIC PARTS - TUB VALVE 4000207

ITEM	PART	QTY.	PART DESCRIPTION
	4000207	1	VLV\HYD\TUB\BLK\MFLD\24V
2	4000229	1	VALVE\HYD\SOL\24V\635\W/D\WPEND
3	4000296	1	VALVE\HYD\CART\3POS,4WAY\OPEN CENTER
4	4000320	1	VALVE\RELIEF\2000#\
5	4000445	1	VALVE\CART\VENTED PRESS BLOCK
6	4000456	2	VALVE\HYD\CART\3WAY\PILOTED

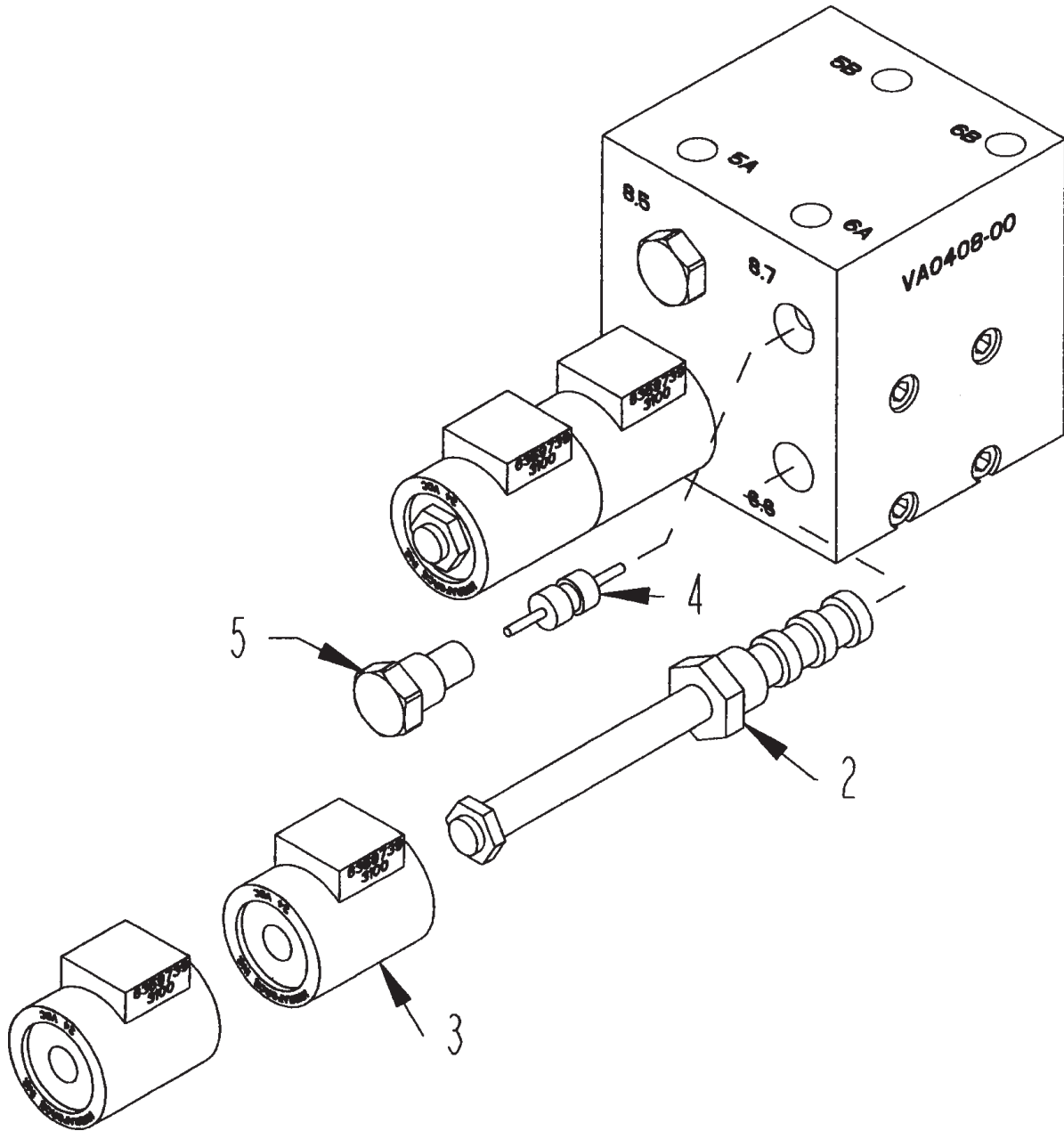


HYDRAULIC AUXILIARY VALVE 4000210

ITEM	PART	QTY.	PART DESCRIPTION
	4000210	1	VLV\HYD\AUX\BLK\MFLD
2	4000228	4	VALVE\HYD\CART\3POS,4WAY
3	4000229	8	VALVE\HYD\SOL\24V\635W/D\WPEND
4	4000230	2	VALVE\HYD\PILOT\PISTON
5	4000231	4	VALVE\CHECK\CART\
6	4000233	1	VALVE\HYD\CART\2POS,3WAY
7	4000305	1	VALVE\HYD\SOL\20V\635W/D\WPEND
8	4000313	4	VALVE\CART\CNTRBLNC\3:1
9	4000405	1	VLV\HYD\RELIEF\CART\2800
	4000433		VALVE\SEAL\KIT\SZ12\CART for 4000405
10	4000406	1	VLV\HYD\RELIEF\CART\2250
	4000298		VALVE\SEAL\KIT\SZ10\CART for 4000406
11	4000435	1	VALVE\CART\DIVIDER\5GPM
	4000436		VALVE\SEAL\KIT\SZ16\CART for 4000435



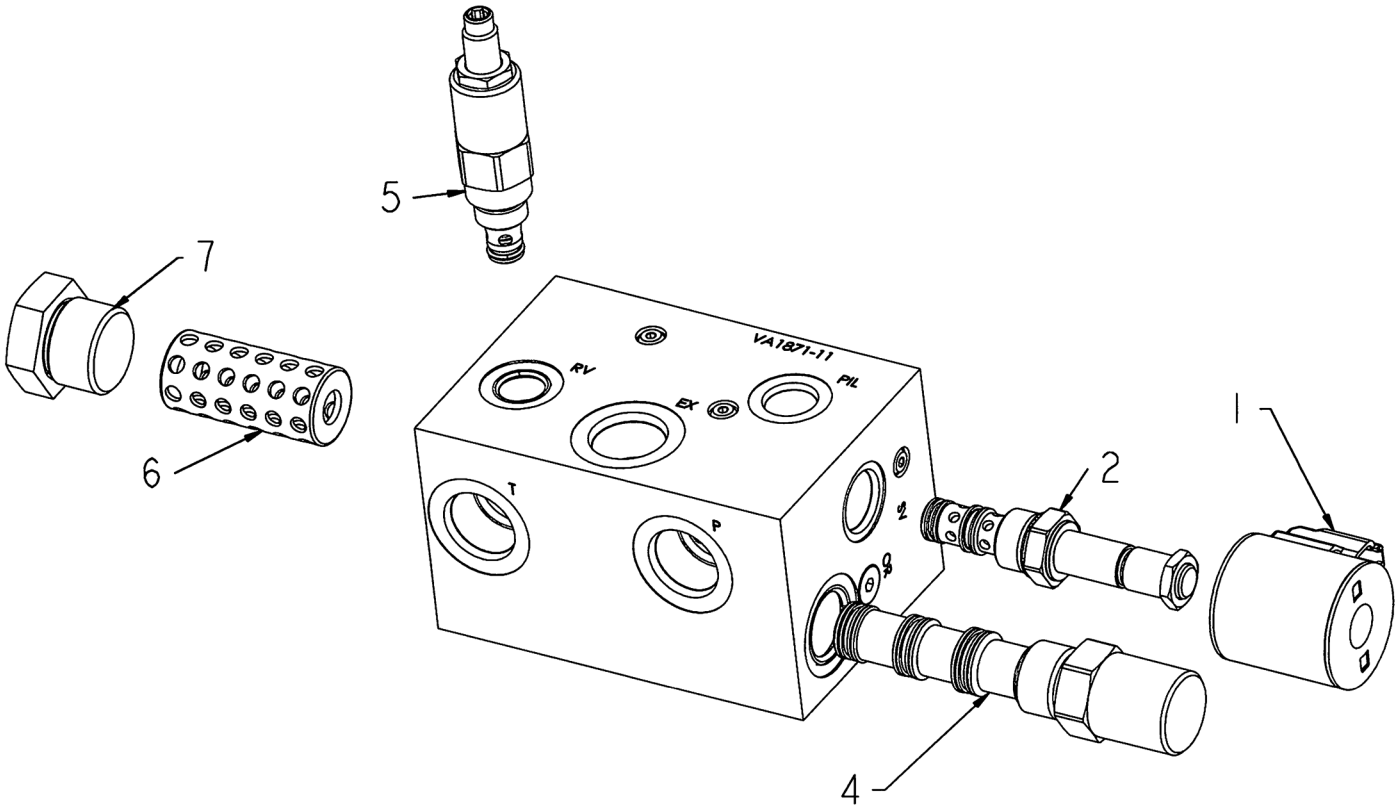
HYDRAULIC MANIFOLD BLOCK VALVE 4000211

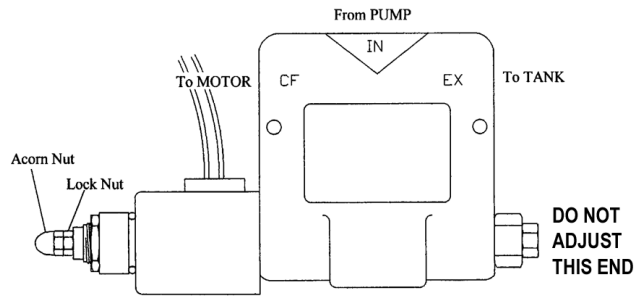


ITEM	PART	QTY.	PART DESCRIPTION
	4000211	1	VLV\HYD\AUX\BLK\MFLD\TOC
2	4000228	2	VALVE\HYD\CART\3POS,4WAY\MOTOR CENTER
3	4000229	4	VALVE\HYD\SOL\24V\635\W/D\WPEND
4	4000230	2	VALVE\HYD\PILOT\PISTON
5	4000231	4	VALVE\CHECK\CART\

HYDRAULIC AUXILIARY VALVE 4000503

ITEM	PART	QTY.	PART DESCRIPTION
1	4000407	1	VALVE\HYD\SOL\24VIE10\DTZ\W/DIODE
2	4000501	1	VALVE\HYD\CART\2POS,3WAY\SV1034
3	4000503	1	VALVE\HYD\PILOT\LOADER
4	4000535	1	VALVE\HYD\CART\PRESS;COMP\80PSI\HYDRAFORCE
5	4000534	1	VLV\HYD\RELIEF\CART\320PSI
6	4400151	1	VALVE\FLO;CNTRL\1.5GPM\8
7	4400152	1	VALVE\WTR-AIR\2-WAY\24VDC

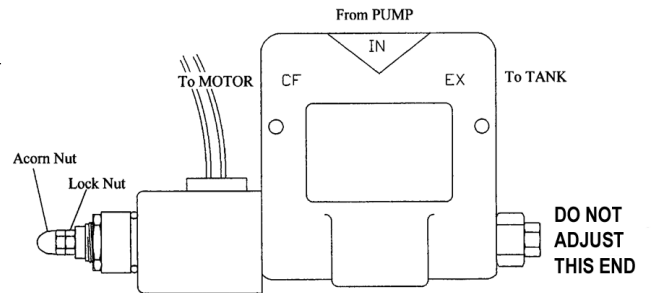




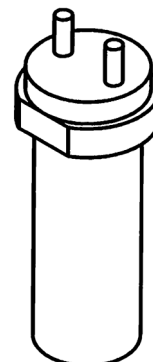
To calibrate the electro-hydraulic valve coil after following the three steps above, perform the following steps:

1. Shut down the machine using the normal shutdown procedure in this manual
2. Disconnect the wiring harness from the electro-hydraulic valve coil.
3. Remove the acorn nut from the end of the electro-hydraulic valve. This will reveal a jam nut and an adjusting stud with a screwdriver slot.
4. Loosen the jam nut.
5. Turn the adjusting screw counterclockwise until it stops.
6. Lock the adjusting screw with the jam nut and replace the acorn nut. Reconnect the wiring harness to the electro-hydraulic valve coil.

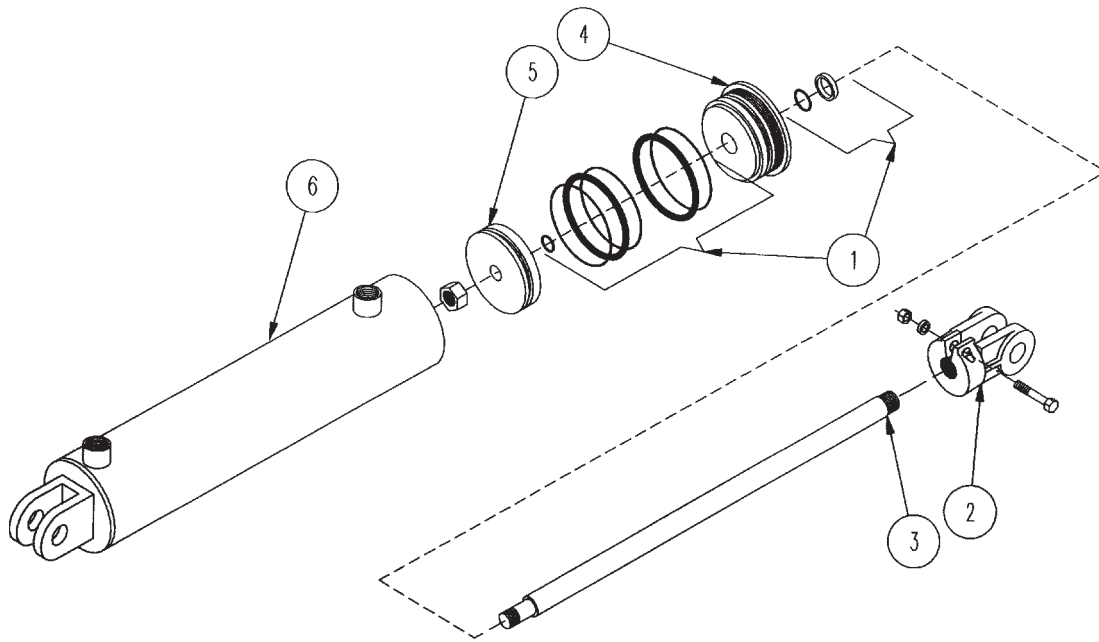
PART	QTY	DESCRIPTION
4300072		VALVE
4300074		SOLENOID
4300077		SEAL KIT



4300088	1	SNSR\MAGW\HDW
---------	---	---------------

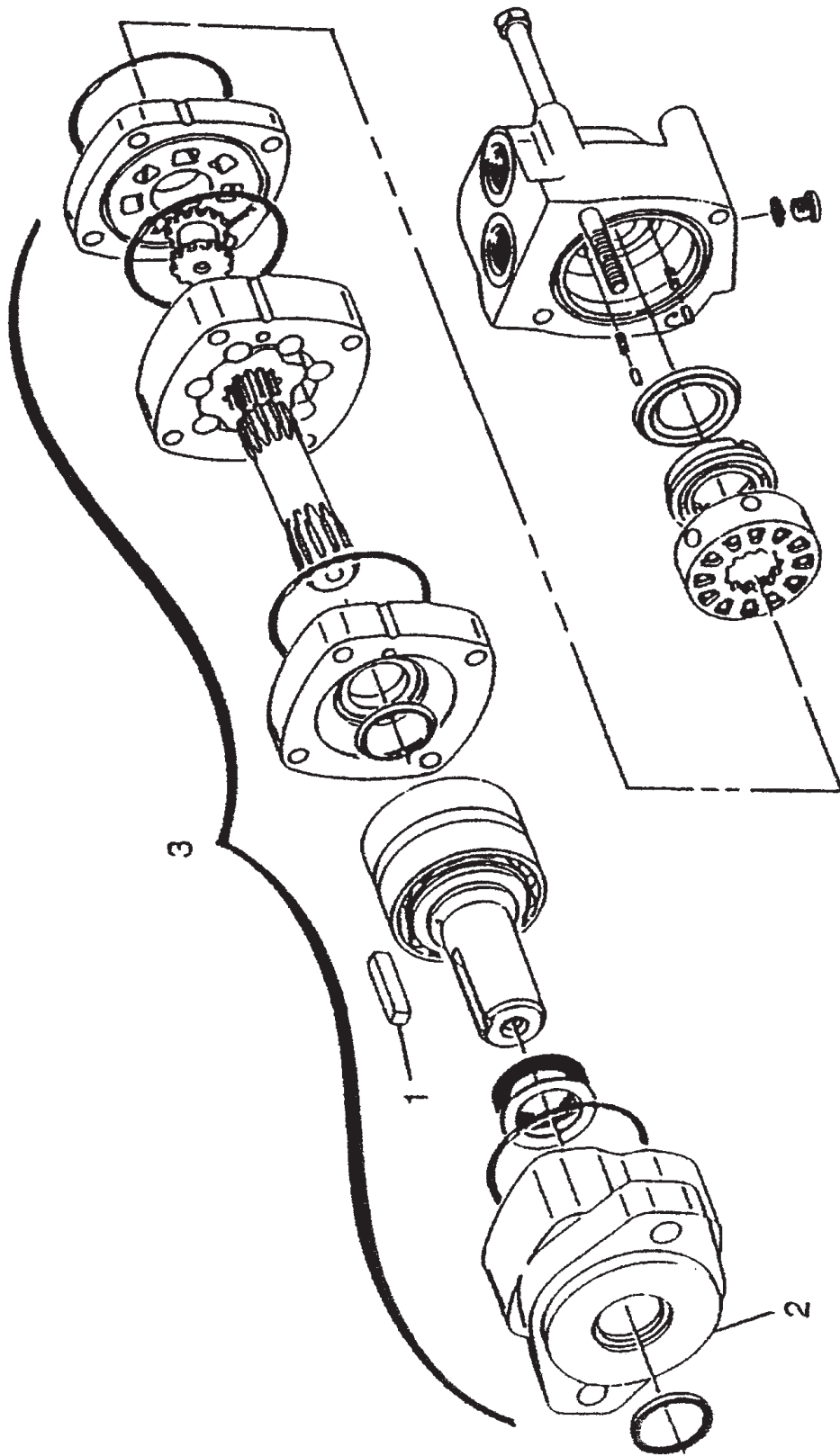


HYDRAULIC CYLINDER PARTS



HYDRAULIC CYLINDER PARTS

ITEM	PART	QTY.	PART DESCRIPTION
	4100144		CYL\HYD\4X30\1-3/4"ROD\CLEVIS ENDS\O-RING PORTS
1	4100180	1	CYL\SEAL\4X30\1-3/4 ROD
2	4100181	1	CYL\YOKE\4X30\1-3/4 ROD
3	4100182	1	CYL\ROD\4X30\1-3/4 ROD
4	4100183	1	CYL\GLAND\4X30\1-3/4 ROD
5	4100184	1	CYL\PISTON\4X30\1-3/4 ROD
	4100219		CYL\HYD\BUTT\END-CAP
	4100175	1	CYL\HYD\3X36\PARALLEL\CLEV\7/8FOR
1	4100103	1	CYL\HYD\KIT\SEAL\3\1-1/2" ROD
2	4100132	1	CYL\HYD\YOKE
3	4100174	1	CYL\HYD\ROD\1-1/2\3X36
4	4100102	1	CYL\HYD\GLAND\1-1/2" ROD
5	4100104	1	CYL\HYD\PISTON\3"
	4100210		CYL\HYD\2X8\1-1/4RD\WELDED
1	4100093		CYL\HYD\SEAL;KIT\2 X 8 >
	4100218	1	CYL\HYD\3X30\1-1/2ROD\7/8FOR\PARALLEL (for SN 126 and up)
1	4100173	1	CYL\HYD\SEAL;KIT\3X24\>
3	4100098	1	CYL\HYD\ROD\1-1/2X30



ORBIT MOTOR

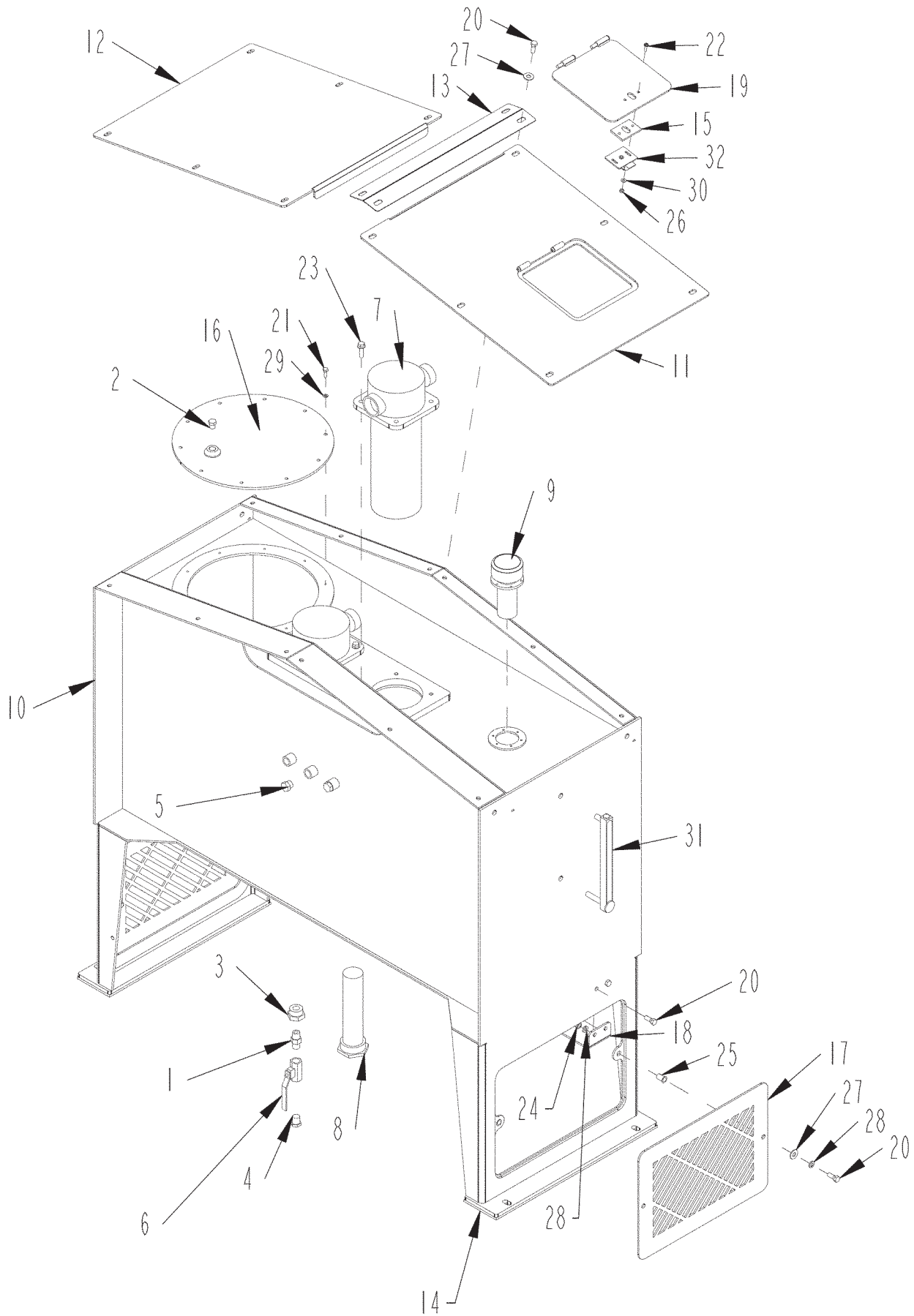
ITEM	PART	QTY.	PART DESCRIPTION
3	3900014	1	MTR\HYD\9.6\2000\1-1/4SH
1	6200004	1	KEY\SQ\5/16X1-1/2
2	3900011	1	MTG FLG(2000 SER)
4	7501005	1	SEAL KIT 2000 ORBIT

ITEM	PART	QTY	PART DESCRIPTION
3	3900021	1	MTR\HYD\8\2000\
1	6200004	1	KEY\SQ\5/16X1-1/2
2	3900011	1	MTG FLG(2000 SER)
4	7501005	1	SEAL KIT 2000 ORBIT

NOT SHOWN

3	4200035	1	MTR\HYD\57.4\10000\2-1/4>
	7501169	1	SEAL\KIT\MTR\HYD\10000\RR
	7501170	1	SEAL\KIT\MTR\HYD\10000\SH

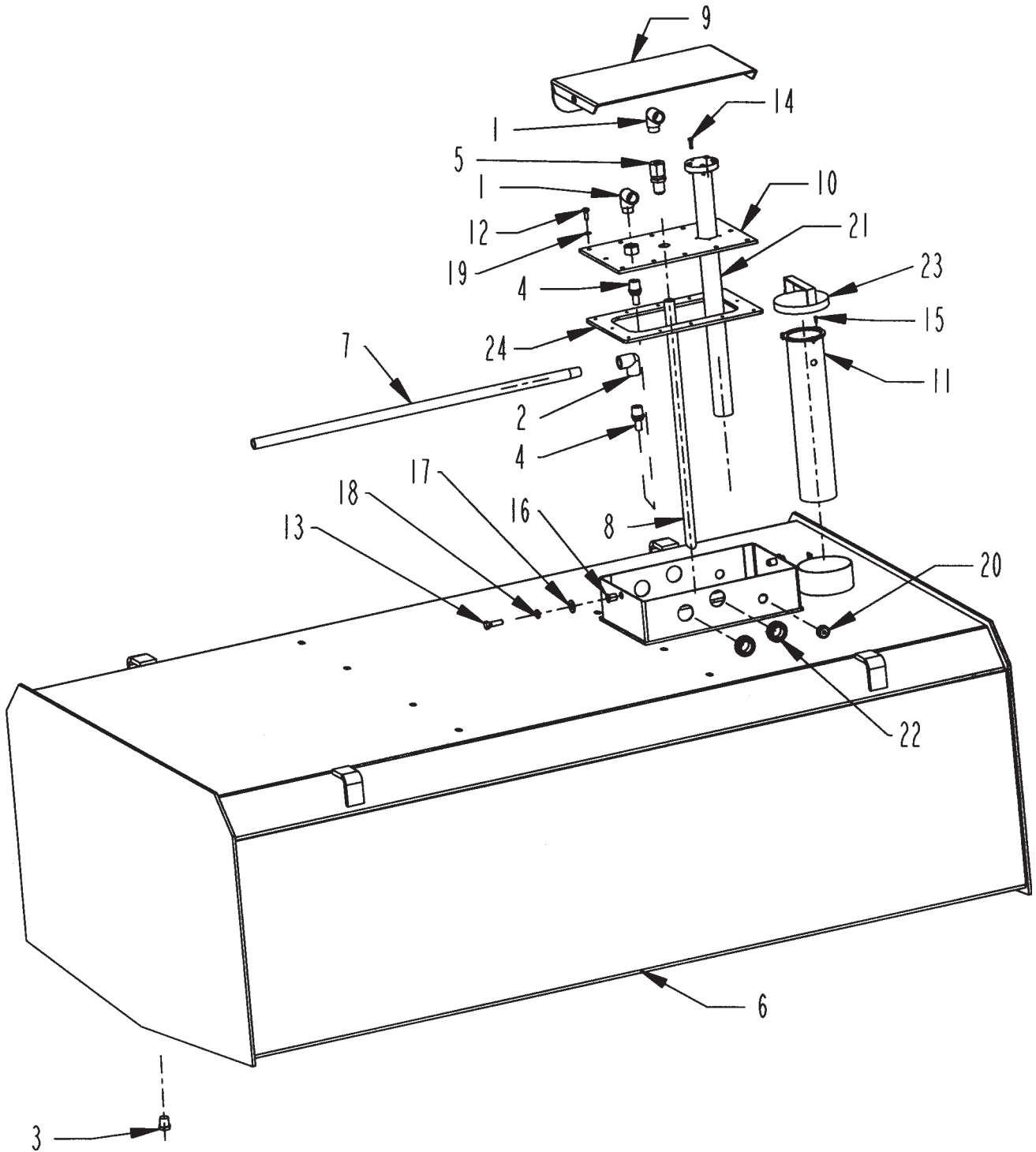
HYDRAULIC OIL TANK ASSEMBLY



HYDRAULIC OIL TANK ASSEMBLY

ITEM	PART	QTY.	PART DESCRIPTION
1	3800005	1	FTG\1/2MP\CLOSE\NIPPLE
2	3800173	1	FTG\3/8MP\PLUG\HEX
3	3800255	1	FTG\1-5/16MORX1/2FP
4	3800360	1	FTG\1/2MP\PLUG\HEX
5	3800490	2	FTG\3/4MOR\PLUG\HEX
6	4000193	1	VALVE\BALL\1/2\W\BRS
7	4400043	2	FILTER\HYDRAULIC\RETURN\IN-TANK ELEMENT 4400074
	4400074		FLTR\ELMT\10MIC\INTANK (replacement filter)
8	4400067	5	FLTR\SCRN\2-1/2MORX1-7/8FOR\30GPM\ST30-100-RV3
9	4400071	1	VENT\W\LOCK\CAP\HYD
10	4502048	1	TANK\OIL
11	4502256	1	CVR\LH\TANK\OIL
12	4502257	1	CVR\RH\TANK\OIL
13	4502258	1	CAP\TANK\OIL
14	4502262	2	PAD\TANK\HYD
15	4702287	1	SHIM\LATCH\SLAM\7GA
16	4703396	1	CAP\CLEAN-OUT\TANK\HYD
17	4703727	2	DOOR\SHLD\TUB
18	4704240	1	MNT\LIGHT\SVC
19	4704915	1	CVR\HOLE\ACSS
20	4800003	18	BOLT\HEX\3/8X1
21	4800024	10	BOLT\HEX\1/4X3/4
22	4800594	2	SCR\PAN\SLOT\#12X3/4\NC
23	4800914	8	BOLT\FLG\SERR\3/8X1-1/4\NC
24	4900002	2	NUT\HEX\3/8\NC
25	4900083	4	NUT\INSERT\3/8\LONG\0.15-0.312\(.418/CD)
26	4900146	2	NUT\TPLCK\#12\NC
27	5000001	16	WASH\FLAT\3/8
28	5000019	6	WASH\LOCK\3/8
29	5000024	10	WASH\LOCK\1/4
30	5000108	2	WASH\FLAT\#12
31	7500615	1	GAUGE\LEVEL\10\W/THERMOMETER
32	7500688	1	LATCH\SLAM\HEX\2100H
	4502260		TANK\OIL\ASSY (COMPLETE)

FUEL TANK ASSEMBLY - 1155 ONLY



FUEL TANK ASSEMBLY - 1155 ONLY

ITEM	PART	QTY.	PART DESCRIPTION
1	3800008	2	FTG\1/2MPX1/2FP\90\ST;EL
2	3800165	1	FTG\1/2FPX1/2FP\90
3	3800619	1	FTG\AIR\1/2MP\PLUG\BRS\HEX
4	3800691	2	FTG\AIR\1/2MPX1/2PSHLCK\BRASS
5	3800706	1	FTG\7/8MJICX1/2FP\BULKHEAD
6	4703055	1	TANK\FUEL\72-1/2X44-1/2X24-1/2
7	4703103	1	PIPE\RETURN\TANK\FUEL\HD12
8	4703104	1	TUBE\SUCTION\TANK\FUEL\HD12
9	4703105	1	CVR\GAUGE\TANK\FUEL
10	4703107	1	CVR\TANK\FUEL\HD12
11	4703108	1	TUBE\FILL\INNER\FUEL
12	4800024	12	BOLT\HEX\1/4X3/4
13	4800098	2	BOLT\HEX\3/8X1-1/4\NC
14	4800380	5	SCR\RD\SLOT\#10-32X3/4
15	4800620	3	SCR\CAP\ALN\6-32X3/8\BLK
16	4900082	2	NUT\INSERT\3/8\027X.150GR
17	5000001	2	WASH\FLAT\3/8
18	5000019	2	WASH\LOCK\3/8
19	5000024	12	WASH\LOCK\1/4
20	7500124	1	GRMT\RBBR\1X9/32IDX3/16T
21	7500682	1	GAUGE\FUEL\SENDING\HD12
22	7500743	2	GRMT\RBBR\1-3/8X1IDX1/4T
23	7500811	1	CAP\FUEL\LOW_PRESS_RELIEF
24	7501175	1	SEAL\TANK\FUEL\3/32

4501621

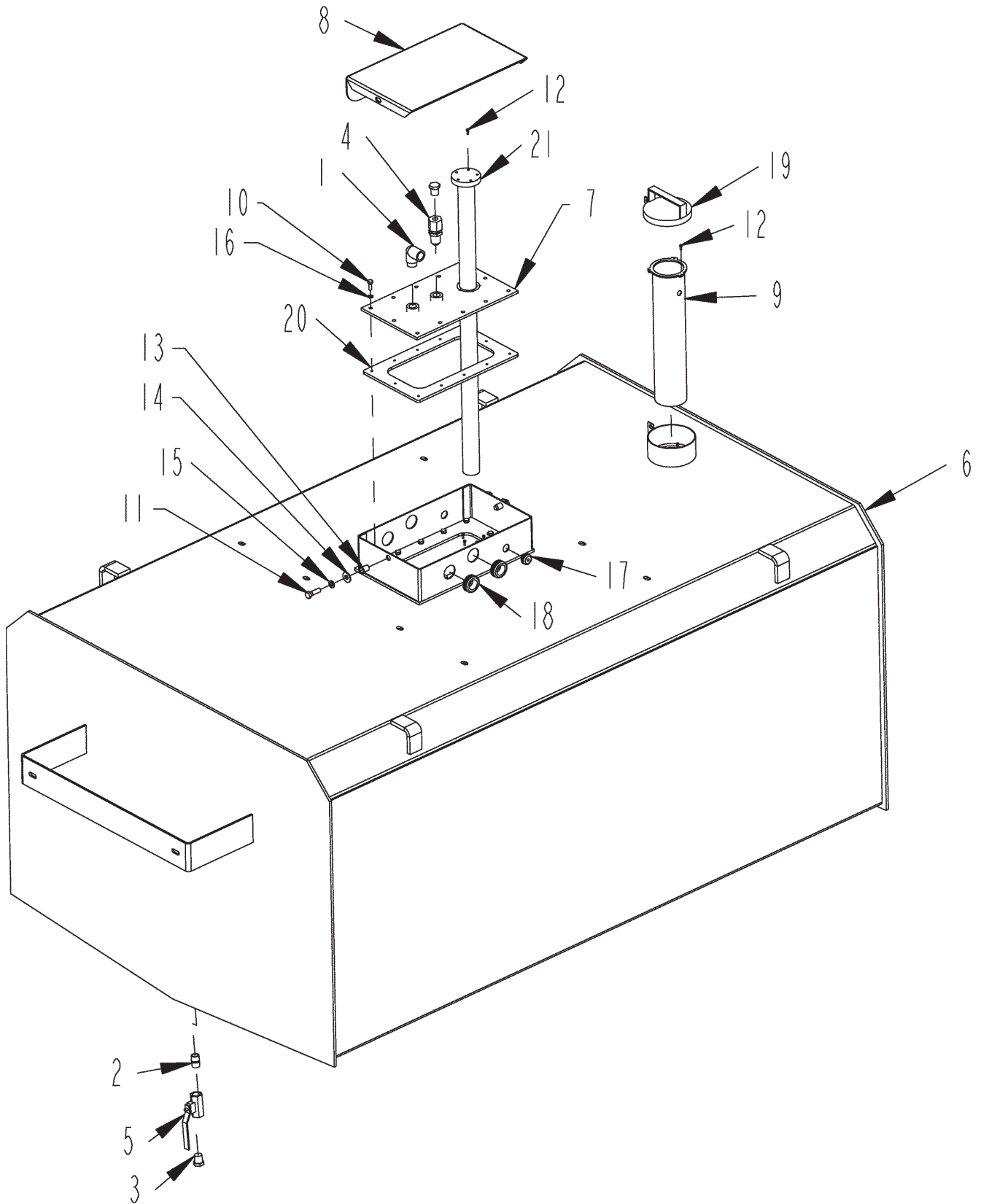
TANK\FUEL\PKG\1155\3010G

NOT SHOWN

7501511

SERIAL\SENDER\FUEL

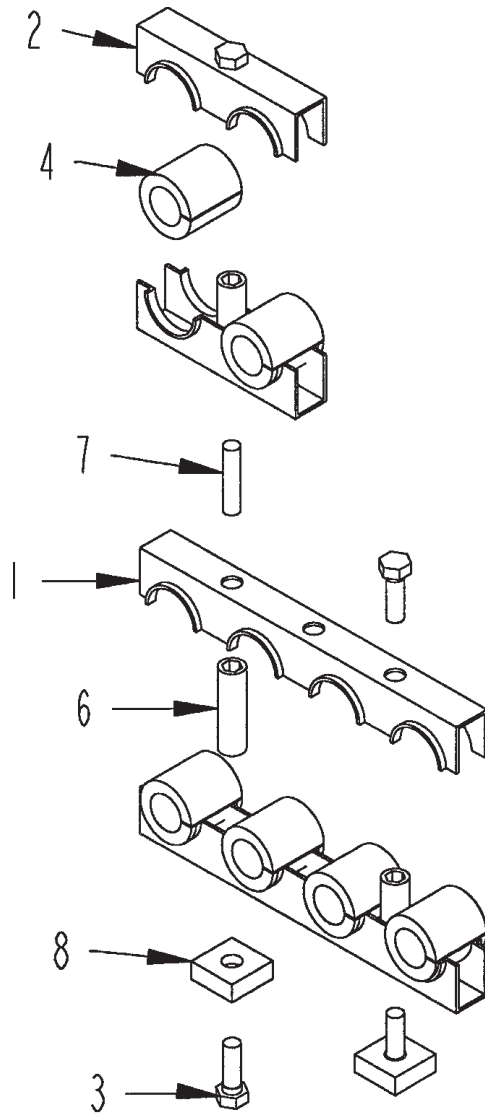
FUEL TANK ASSEMBLY OPTION - 1150



FUEL TANK ASSEMBLY OPTION - 1150

ITEM	PART	QTY.	PART DESCRIPTION
1	3800008	1	FTG\1/2MPX1/2FP\90\ST;EL
2	3800618	2	FTG\AIR\1/2X1-1/2\NPPL\BRWS\HEX
3	3800619	3	FTG\AIR\1/2MP\PLUG\BRS\HEX
4	3800706	1	FTG\7/8MJICX1/2FP\BULKHEAD
5	4000193	2	VALVE\BALL\1/2\LW\BRS
6	4502451	1	TANK\FUEL\AUX\400GAL
7	4502454	1	CVR\ACCESS\TANK\FUEL\AUX
8	4703105	1	CVR\GAUGE\TANK\FUEL
9	4703108	1	TUBE\FILL\INNER\FUEL
10	4800024	12	BOLT\HEX\1/4X3/4
11	4800098	2	BOLT\HEX\3/8X1-1/4\NC
12	4800620	8	SCR\CAP\ALN\6-32X3/8\BLK
13	4900082	2	NUT\INSERT\3/8\027X.150GR
14	5000001	2	WASH\FLAT\3/8
15	5000019	2	WASH\LOCK\3/8
16	5000024	12	WASH\LOCK\1/4
17	7500124	1	GRMT\RBBR\1X9/32IDX3/16T
18	7500743	2	GRMT\RBBR\1-3/8X1IDX1/4T
19	7500811	1	CAP\FUEL\LOW_PRESS_RELIEF
20	7501175	1	SEAL\TANK\FUEL\3/32
21	7501376	1	GAUGE\FUEL\SEND\32"
	4502452		ASSY\TANK\FUEL
	NOT SHOWN		
	7501511		SEAL\SENDER\FUEL

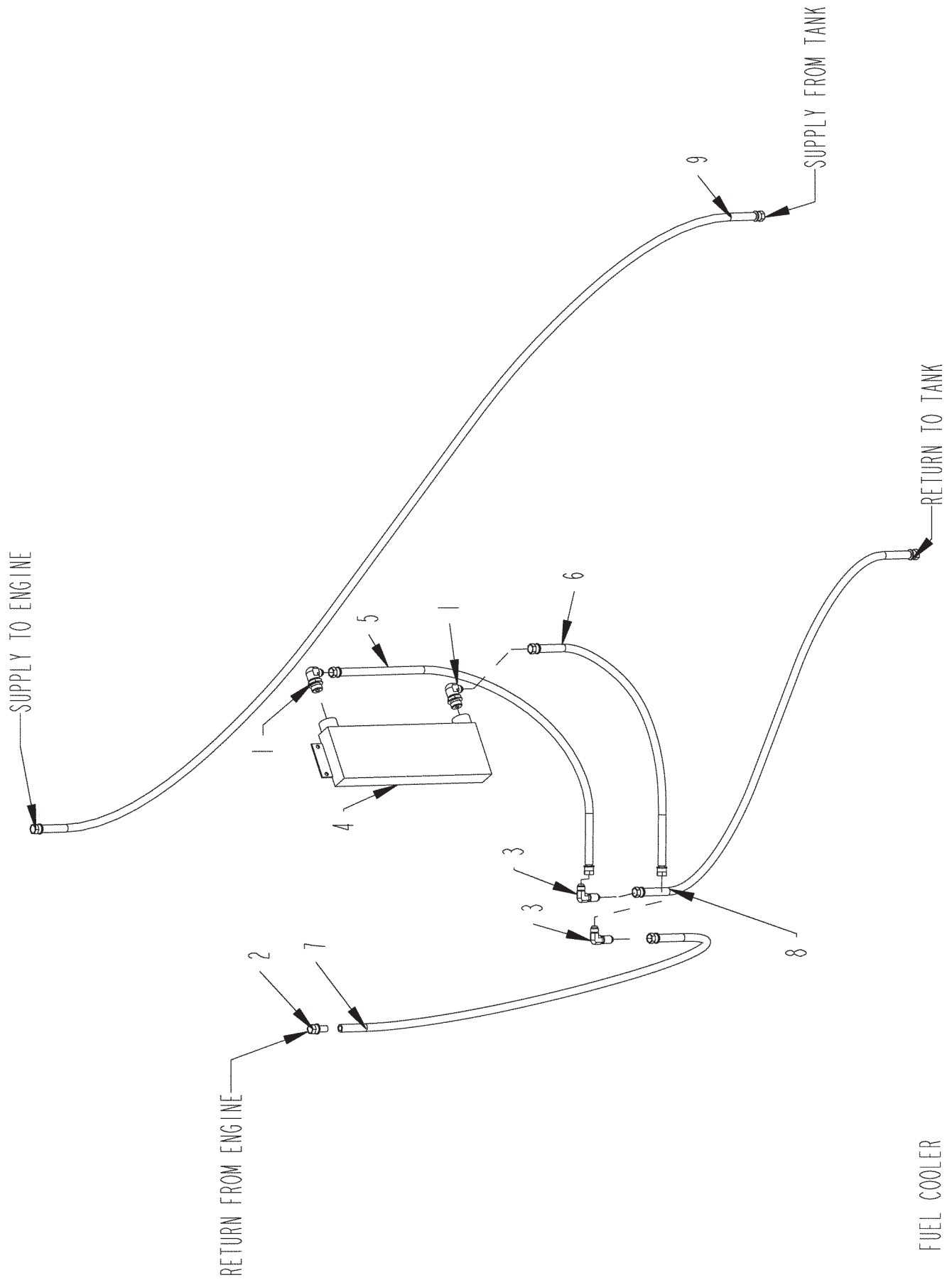
HYDRAULIC TUBE CLAMP ASSEMBLY



HYDRAULIC TUBE CLAMP ASSEMBLY

ITEM	PART	QTY.	PART DESCRIPTION
1-1/4 TUBE CLAMP			
1	3800551	2	CLAMP\TUBE\1-1/4\4HOLES
2	3800552	2	CLAMP\TUBE\1\2HOLES
3	4800013	4	BOLT\HEX\5/16X1
4	3800649		BUSH\RBBR\1TUBE\1-1/4ODX1 30mmODX25mmID
4	3800650		BUSH\RBBR\3/4TUBE\1-1/4OD 30mmODX19mmID
4	3800651		BUSH\RBBR\5/8TUBE\1-1/4OD 30mmODX16mmID
4	3800652		BUSH\RBBR\1/2TUBE\1-1/4OD 30mmODX13mmID
6	4800603	3	NUT\STACK\5/16X1-3/4\NC
7	4800604	1	BOLT\STUD\5/16X1-3/8\NC
8	3800654	2	BOLT\CRG\3/4X2\NC\GR5
2-1/4 TUBE CLAMP			
2	3800646	2	CLAMP\TUBE\2-1/4\2;HOLES
3	4800003	4	BOLT\HEX\3/8X1
3	4800098	4	BOLT\HEX\3/8X1-1/4\NC
4	3800647		BUSH\RBBR\1-3/4TUBE\2-1/4 57mmODX44mmID
4	3800648		BUSH\RBBR\1TUBE\2-1/4ODX1 57mmODX25mmID
6	4900153	3	NUT\STACK\3/8X2-3/4\NC
7	4800614	1	BOLT\STUD\3/8X2\NC
8	3800653	2	HLDR\3/8BOLT\WELDON
NOT SHOWN			
	3800946		CLAMP\TUBE\2\1:HOLE
	3800947		BUSH\RBBR\1-1/4TUBE\2-3/16ODX1-1/4ID
	3800948		CLAMP\TUBE\1\1:HOLE

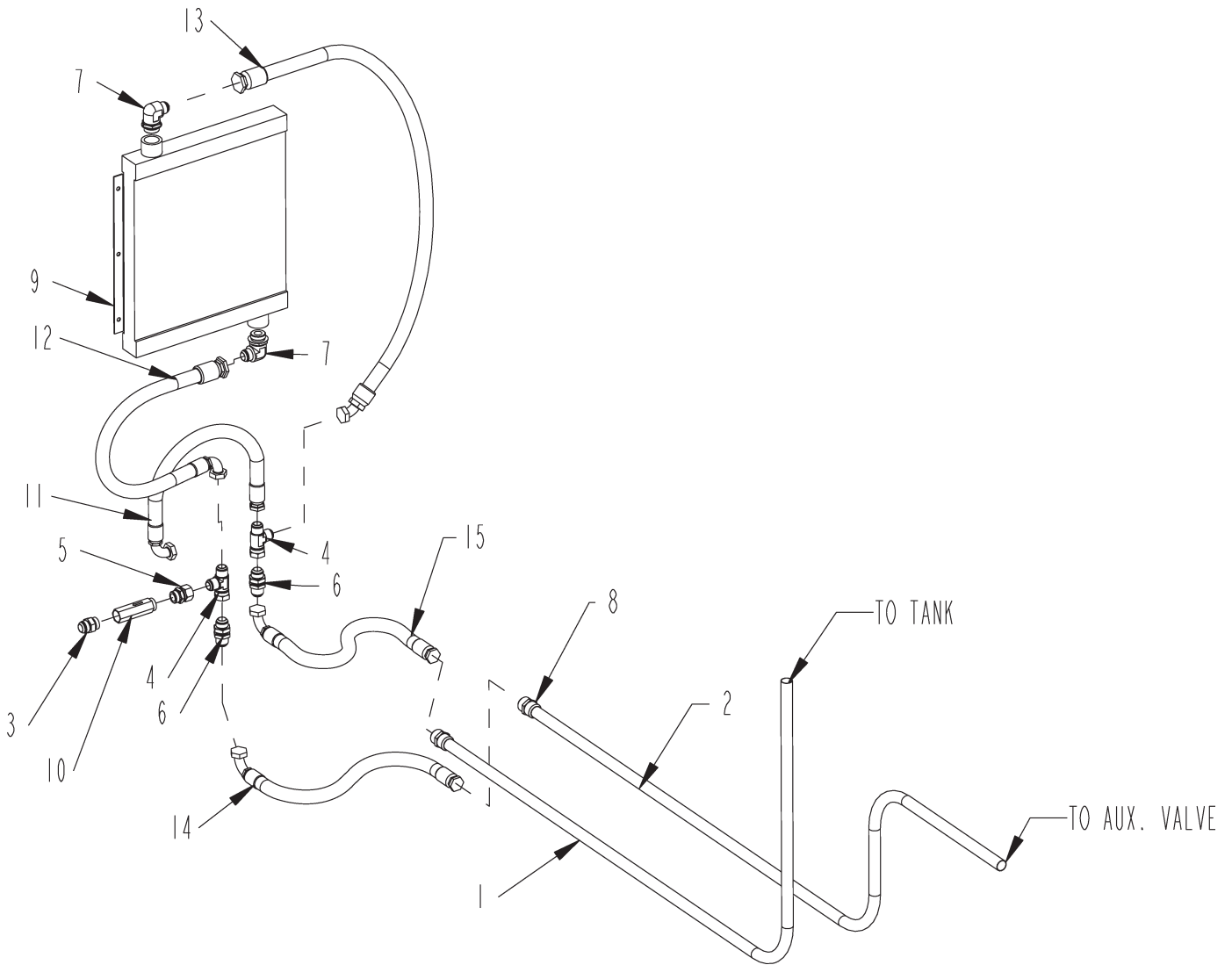
FUEL COOLER



FUEL COOLER

ITEM	PART	QTY.	PART DESCRIPTION
1	3800536	2	FTG\1-1/16MORX3/4MJIC\90
2	3800826	10	FTG\3/4FJICX1/2SHLCK
3	3800828	2	FTG\3/4MJIC\90EL\BLKHD
4	4000300	1	RAD\HYD\5-5/8X13-3/4X1-3/4\AKG_C-8
5	HOSE_1_FUEL_1150_08	1	HOSE\PUSHLOCK\1/2\FT
6	HOSE_2_FUEL_1150_08	1	HOSE\PUSHLOCK\1/2\FT
7	HOSE_3_FUEL_1150_08	1	HOSE\PUSHLOCK\1/2\FT
8	HOSE_4_FUEL_1150_08	1	HOSE\PUSHLOCK\1/2\FT
9	HOSE_5_FUEL_1150_08	1	HOSE\PUSHLOCK\1/2\FT

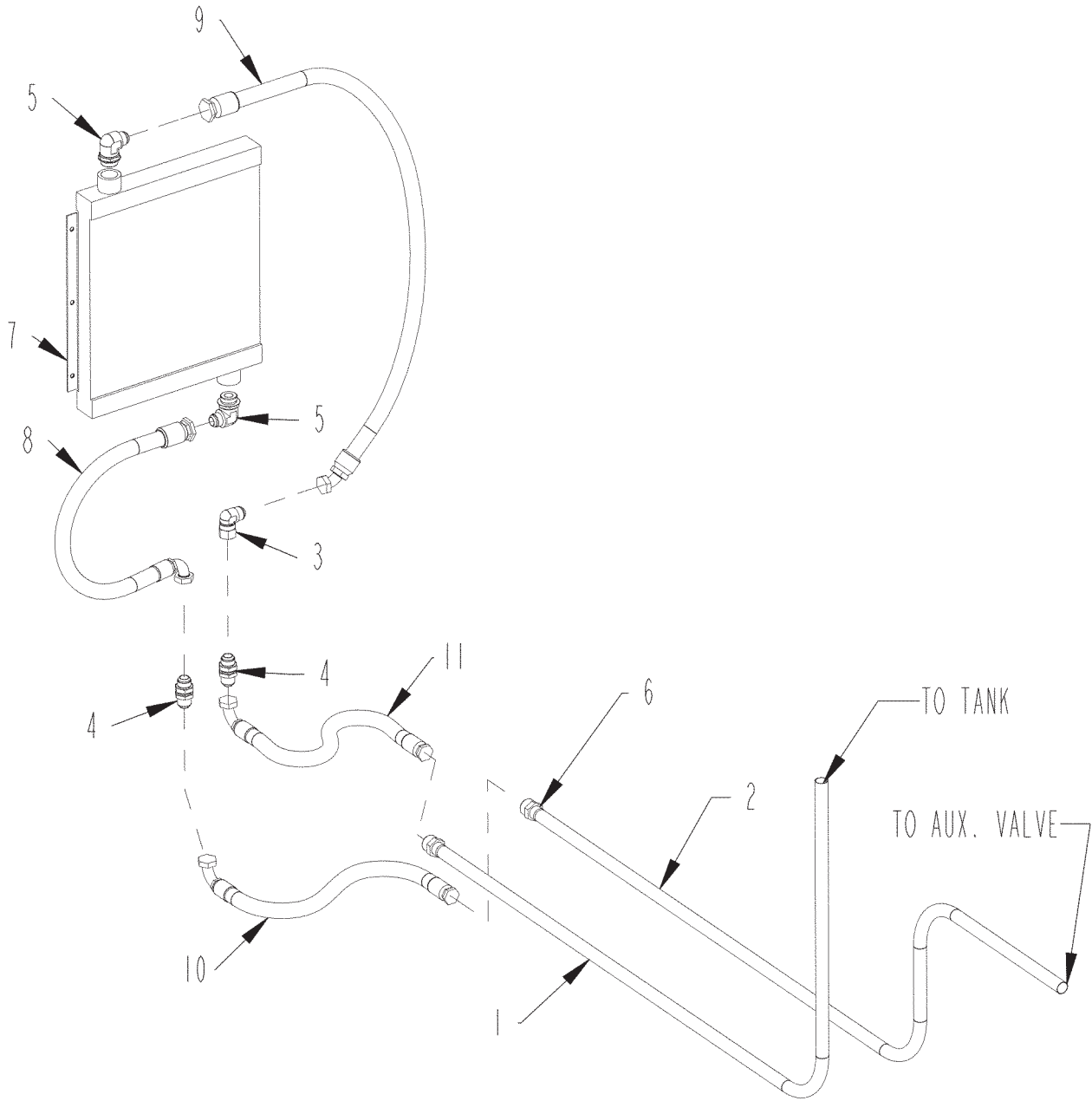
HYDRAULIC OIL COOLER THRU S.N. 0278



HYDRAULIC OIL COOLER THRU S.N. 0278

ITEM	PART	QTY.	PART DESCRIPTION
1	3700952	1	MAIN HYDRAULIC COOLER RETURN
2	3700953	1	MAIN COOLER SUPPLY LINE
3	3800274	1	FTG\1-5/16MORX1-5/16MJIC\ST
4	3800497	2	FTG\1-5/16FJICX1-5/16MJICX1-5/16MJIC\RUN;TEE
5	3800727	1	FTG\1/5/16MORX1-5/16FJIC\SW
6	3800733	2	FTG\1-5/16MJICX1-5/16MJC\BULKHEAD
7	3800794	2	FTG\1-5/8MORX1-5/16MJIC\90
8	3800929	2	FTG\1-5/8MJICX1-5/16MJIC\UNION
9	4000219	1	RAD\HYD\23X19\1-1/16"-1
10	4000232	1	VALVE\RELIEF\65PSI\1-16PRT
11	3700918	1	HOSE\HYD\1X31\1-5/16FJICX1-5/16FJIC\90 CHECK VALVE BYPASS LOOP HOSE
12	3700919	1	HOSE\HYD\1X32\1-5/16FJICX1-5/16FJIC\90 LOWER COOLER PORT TO LEFT SIDE BULKHEAD TEE
13	3700920	1	HOSE\HYD\1X66\1-5/16FJICX1-5/16FJIC\45 UPPER COOLER PORT TO RIGHT SIDE BULKHEAD TEE
14	3700921	1	HOSE\HYD\1X26\1-5/16FJICX1-5/16FJIC\90 RIGHT SIDE BULKHEAD TO COOLER RETURN TUBELINE
15	3700919	1	HOSE\HYD\1X32\1-5/16FJICX1-5/16FJIC\90 LEFT SIDE BULKHEAD TO COOLER SUPPLY TUBELINE

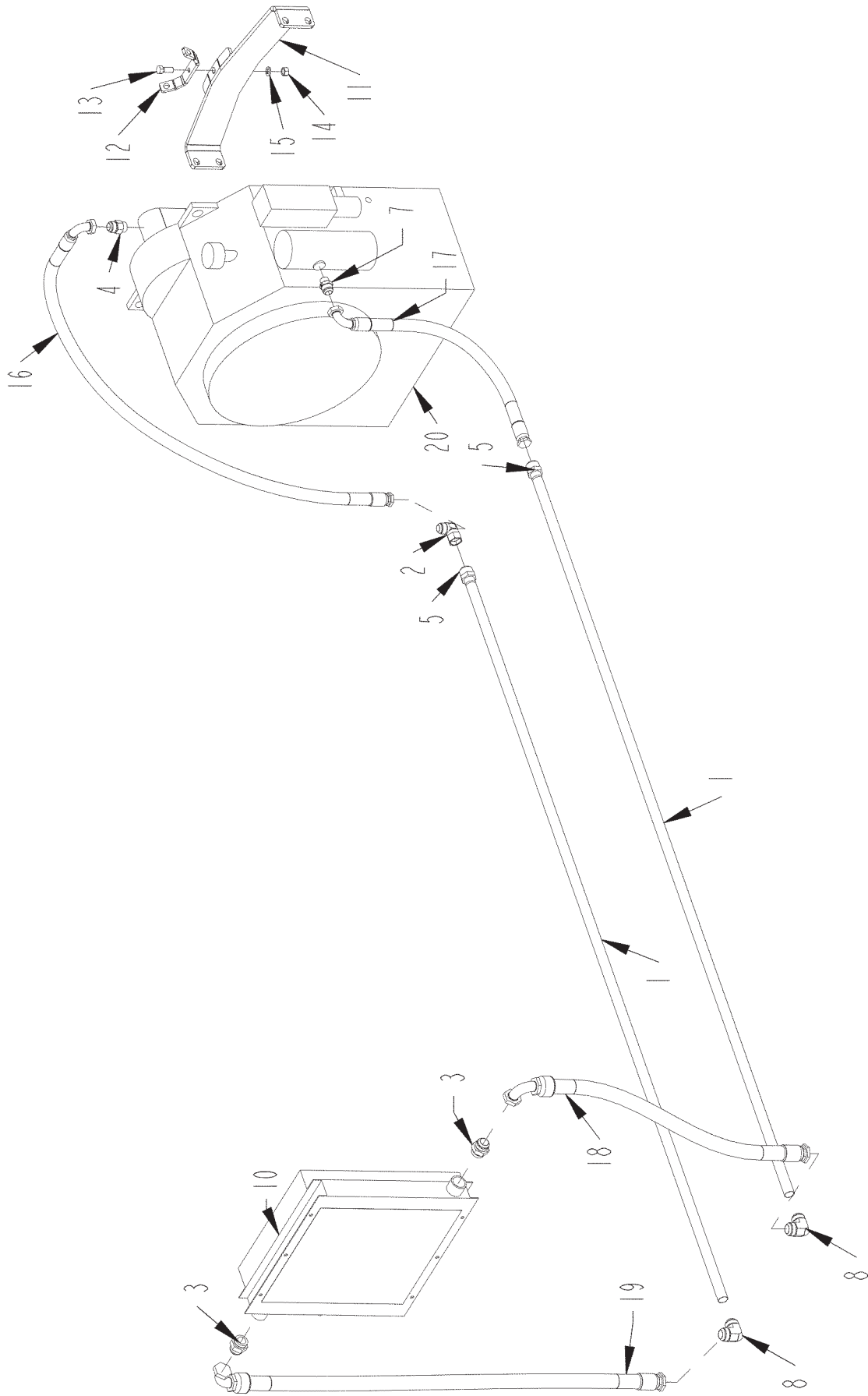
HYDRAULIC OIL COOLER S.N. 0279 & UP



HYDRAULIC OIL COOLER S.N. 0279 & UP

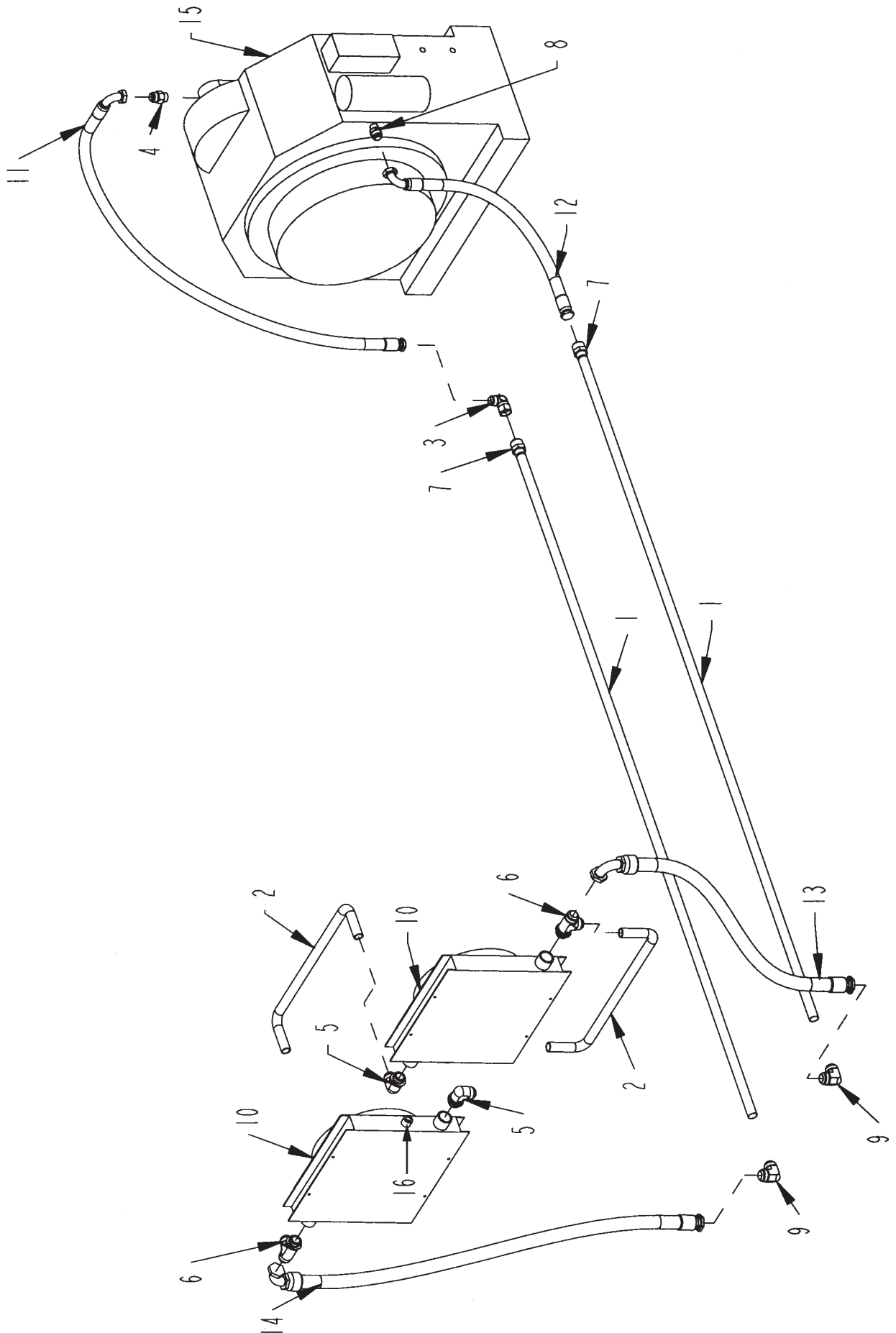
ITEM	PART	QTY.	PART DESCRIPTION
1	3700952	1	MAIN HYDRAULIC COOLER RETURN
2	3700953	1	MAIN COOLER SUPPLY LINE
3	3800447	1	FTG\1-5/16MJICX1-5/16FJIC\90 ELB
4	3800733	2	FTG\1-5/16MJICX1-5/16MJC\BULKHEAD
5	3800794	2	FTG\1-5/8MORX1-5/16MJIC\90
6	3800929	2	FTG\1-5/8MJICX1-5/16MJIC\UNION
7	4200180	1	RAD\HYD\C48\WBYPASS\CP48-BP65
8	3700919	1	HOSE\HYD\1X32\1-5/16FJICX1-5/16FJIC\90 LEFT SIDE BULKHEAD TO COOLER SUPPLY TUBELINE
9	3700920	1	HOSE\HYD\1X66\1-5/16FJICX1-5/16FJIC\45 UPPER COOLER PORT TO RIGHT SIDE BULKHEAD TEE
10	3700921	1	HOSE\HYD\1X26\1-5/16FJICX1-5/16FJIC\90 RIGHT SIDE BULKHEAD TO COOLER RETURN TUBELINE
11	3700919	1	HOSE\HYD\1X32\1-5/16FJICX1-5/16FJIC\90 LEFT SIDE BULKHEAD TO COOLER SUPPLY TUBELINE

475 CLUTCH WITH FLUID COUPLER OIL COOLER



475 CLUTCH WITH FLUID COUPLER OIL COOLER

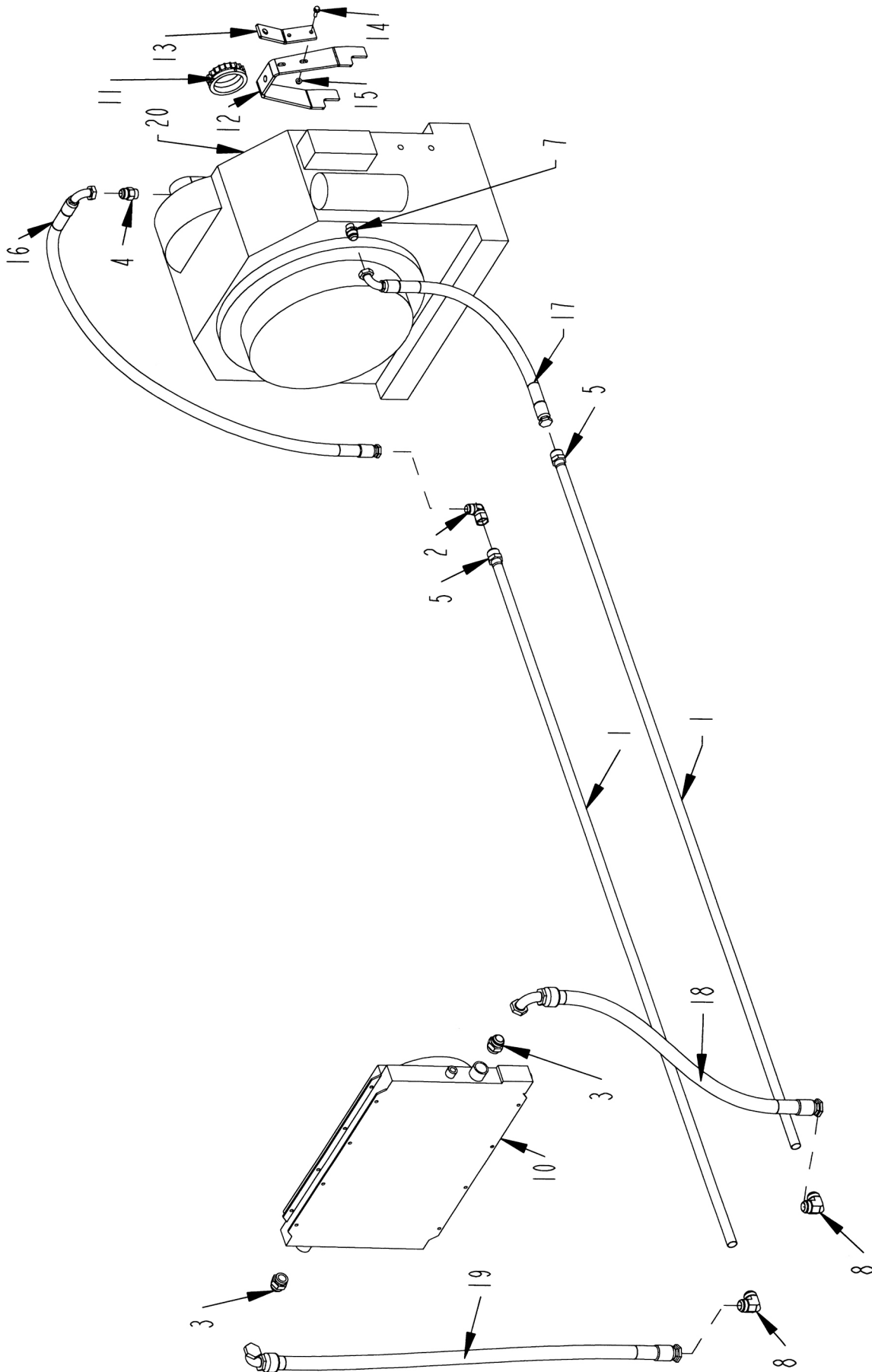
ITEM	PART	QTY.	PART DESCRIPTION
1	3700951	2	CLUTCH COOLER LINES
2	3800447	1	FTG\1-5/16MJICX1-5/16FJIC\90 ELB
3	3800470	2	FTG\1-5/8MORX1-5/8MJIC\ST
4	3800730	1	FTG\1-5/16MJICX1MBSPT
5	3800929	2	FTG\1-5/8MJICX1-5/16MJIC\UNION
6	3800933	1	FTG\1-7/8FJICX1-5/8MJIC\ADPTW/NUT
7	3800935	1	FTG\1MJICX3/4MBSPT
8	3800936	2	FTG\1-5/8MJICX1-5/8MJIC\90
9	3800937	2	FTG\7/16MJICX7/16FP\BULKHEAD
10	4200084	1	RAD\HYD\KPTO19\DCS30\24V
11	4703714	1	BRKT\SNSR\GOV
12	4705458	1	BRKT\SNSR\DBL(S.N. 0255 & UP)
13	4800106	1	BOLT\HEX\5/8X1-1/2
14	4900005	1	NUT\HEX\5/8\NC
15	5000003	1	WASH\LOCK\5/8
16	3700945	1	HOSE\HYD\1X72\1-5/16FJICX1-5/16FJIC\90 OUTPORT CLUTCH MOTOR TO "TO COOLER" TUBELINE
17	3700946	1	HOSE\HYD\1X57\1-5/16FJICX1-5/16FJIC\90 IN PORT CLUTCH FILTER TO "FROM COOLER" TUBELINE
18	3700947	1	HOSE\HYD\1-1/4X43\1-5/8FJICX1-5/8FJIC\90 "TO COOLER" PORT OF COOLER TO TUBELINE
19	3700948	1	HOSE\HYD\1-1/4X50\1-5/8FJICX1-5/8FJIC\90 "FROM COOLER"PORT OF COOLER TO TUBELINE
20	O900095	1	CLUTCH\KPTO\19\FLUIDRIVE>



540 & 630 CLUTCH WITH FLUID OIL COUPLER S.N. 0191 THRU 0254

ITEM	PART	QTY.	PART DESCRIPTION
1	3700951	2	CLUTCH COOLER LINES
2	3701032	2	LINE\TUBE\COOLER\TANDEM
3	3800447	1	FTG\1-5/16MJICX1-516FJIC\90 ELB
4	3800730	1	FTG\1-5/16MJICX1MBSPT
5	3800741	2	FTG\1-5/8MORX1-5/8MJIC\90
6	3800838	2	FTG\1-5/8MORX1-5/8MJICX1-5/8MJIC\RUN;TEE
7	3800929	2	FTG\1-5/8MJICX1-5/16MJIC\UNION
8	3800935	1	FTG\1-5/16MJICX3/4MBSPT
9	3800936	2	FTG\1-5/8MJICX1-5/8MJIC\90
10	4200122	2	RAD\HYD\KPTO19\DCS20\24V
11	3700945	1	HOSE\HYD\1X72\1-5/16FJICX1-5/16FJIC\90 OUTPORT CLUTCH MOTOR TO "TO COOLER" TUBELINE
12	3700946	1	HOSE\HYD\1X57\1-5/16FJICX1-5/16FJIC\90 IN PORT CLUTCH FILTER TO "FROM COOLER " TUBELINE
13	3700947	1	HOSE\HYD\1-1/4X43\1-5/8FJICX1/5/8FJIC\90 "TO COOLER" PORT OF COOLER TO TUBELINE
14	3700948	1	HOSE\HYD\1-1/4X50\1-5/8FJICX1/5/8FJIC\90 FROM COOLER PORT OF COOLER TO TUBELINE
15	O900140	1	CLUTCH\KPTO\21\FLUIDRIVE>
16	5700795	1	SWITCH\TEMP\140\NC\PLUG\2PIN

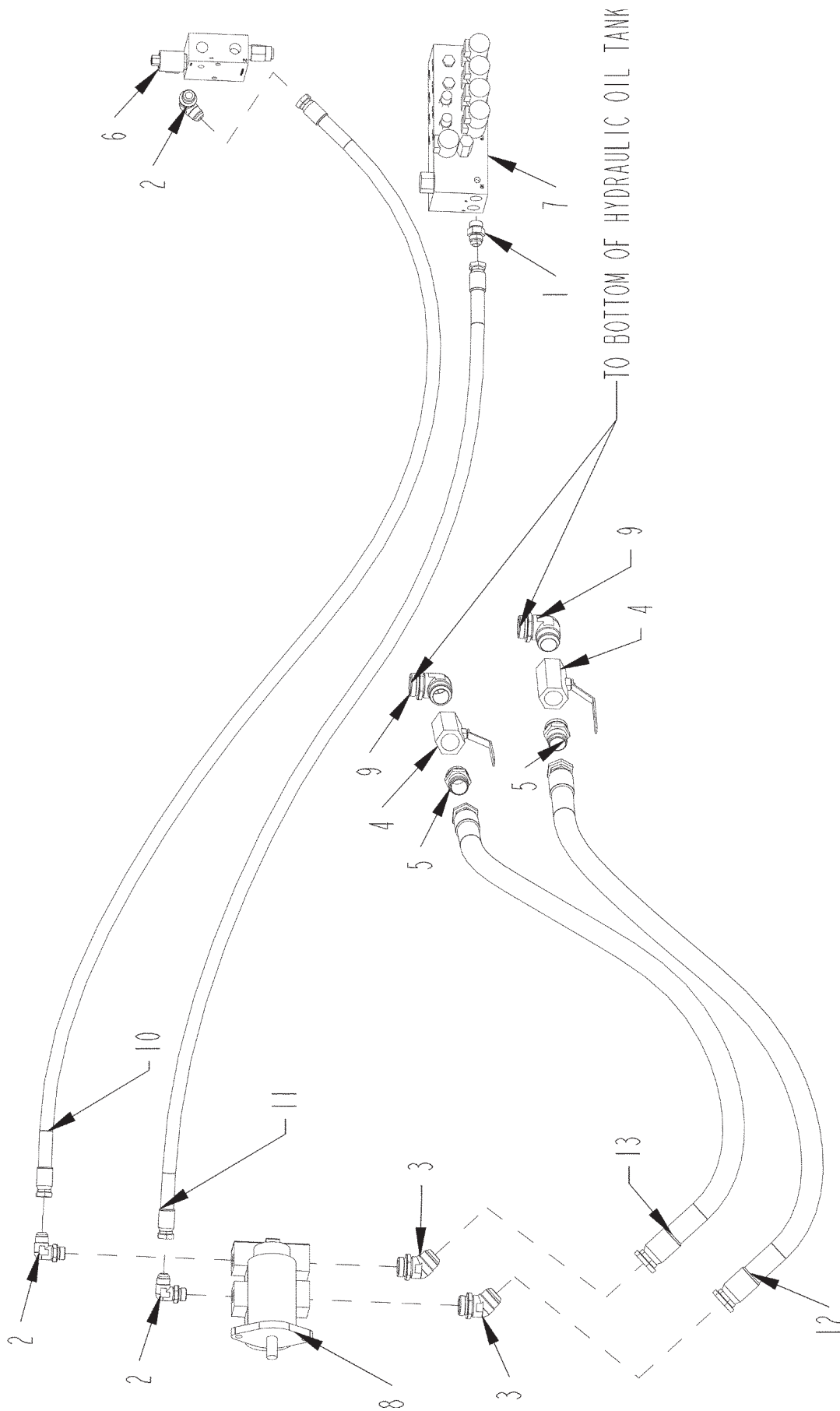
540 & 630 CLUTCH WITH FLUID OIL COUPLER S.N. 0255 & UP



540 & 630 CLUTCH WITH FLUID OIL COUPLER S.N. 0255 & UP

ITEM	PART	QTY.	PART DESCRIPTION
1	3700951	2	CLUTCH COOLER LINES
2	3800447	1	FTG\1-5/16MJICX1-5/16FJIC\90 ELB
3	3800470	2	FTG\1-5/8MORX1-5/8MJIC\ST
4	3800730	1	FTG\1-5/16MJICX1MBSPT
5	3800929	2	FTG\1-5/8MJICX1-5/16MJIC\UNION
6	3800933	1	FTG\1-7/8FJICX1-5/8MJIC\ADPTW/NUT
7	3800935	1	FTG\1MJICX3/4MBSPT
8	3800936	2	FTG\1-5/8MJICX1-5/8MJIC\90
9	3800937	2	FTG\7/16MJICX7/16FP\BULKHEAD
10	4200159	1	RAD\HYD\DCS60\24VDC\DUAL FAN
11	4502010	1	SPKT\60\20\3.939\SNSR
12	4502012	1	MNT\SNSR\525
13	4705455	1	BRKT\SNSR
14	4800914	2	BOLT\FLG\SERR\3/8X1-1/4\NC
15	4900076	2	NUT\FLG\SERR\3/8\NC
16	3700945	1	HOSE\HYD\1X72\1-5/16FJICX1-5/16FJIC\90 OUTPORT CLUTCH MOTOR TO "TO COOLER" TUBELINE
17	3700946	1	HOSE\HYD\1X57\1-5/16FJICX1-5/16FJIC\90 IN PORT CLUTCH FILTER TO "FROM COOLER " TUBELINE
18	3700947	1	HOSE\HYD\1-1/4X43\1-5/8FJICX1/5/8FJIC\90 "TO COOLER" PORT OF COOLER TO TUBELINE
19	3700948	1	HOSE\HYD\1-1/4X50\1-5/8FJICX1/5/8FJIC\90 FROM COOLER PORT OF COOLER TO TUBELINE
20	O900140	1	CLUTCH\KPTO\21\FLUIDRIVE>
21	5700795	1	SWITCH\TEMP\140\NC\PLUG\2PIN

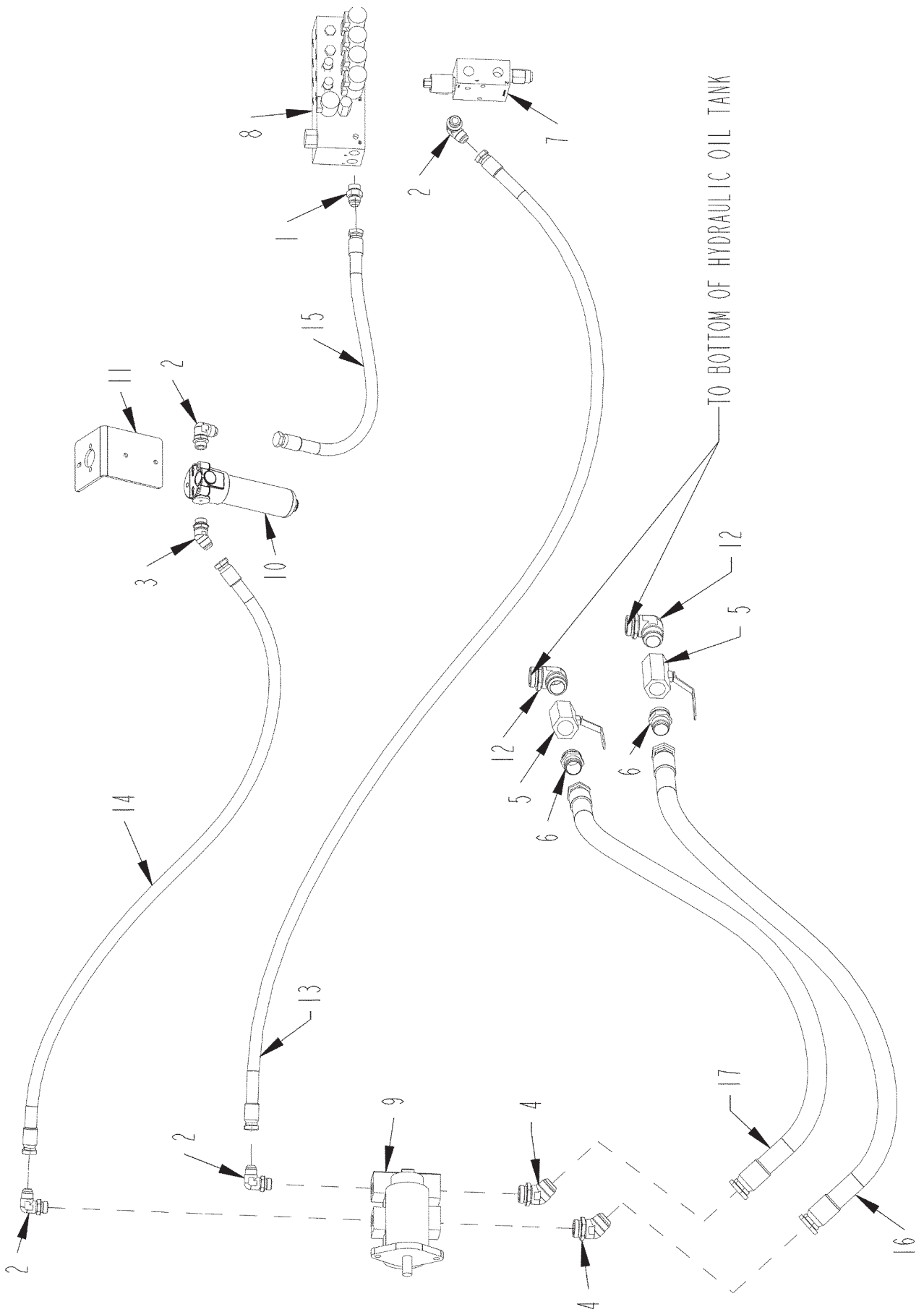
HYDRAULIC PUMP LOCATION WITH NO LOADER THRU S.N. 23-2-IJ-0231



HYDRAULIC PUMP LOCATION WITH NO LOADER THRU S.N. 23-2-IJ-0231

ITEM	PART	QTY.	PART DESCRIPTION
1	3800277	1	FTG\1-1/16MORX1-1/16MJIC\ST
2	3800279	3	FTG\1-1/16MORX1-1/16MJIC\90
3	3800581	2	FTG\1-5/8MORX1-5/8MJIC\45
4	3800740	2	VALVE\BALL\1-1/2\1-7/8FOR\1/4 TURN\W/LOCK
5	3800808	2	FTG\1-7/8MORX1-5/8MJIC\ST
6	4000208	1	VLV\HYD\CNVYR\BLK\MFLD
7	4000210	1	VLV\HYD\AUX\BLK\MFLD
8	4200083	1	PUMP\HYD\25/20\2.33X1.78\LH
9	3800928	2	FTG\1-7/8MORX1-7/8MOR\90
10	3700893	1	HOSE\HYD\3/4X148\1-1/16FJX1-1/16FJC45DEG PRESSURE INLET CONVEYOR RUN TO REAR PUMP
11	3700701	1	HOSE\HYD\3/4X117\1-1/16FJX1-1/16FJC45DEG PRESSURE INLET AUX VALVE TO FRONT PUMP
12	3700916	1	HOSE\HYD\1-1/4X60\1-5/8FJICX1-5/8FJIC TANK TO SUPPLY FRONT PORT TANDEM PUMP
13	3700917	1	HOSE\HYD\1-1/4X62\1-5/8FJICX1-5/8FJIC TANK TO SUPPLY REAR PORT TANDEM PUMP

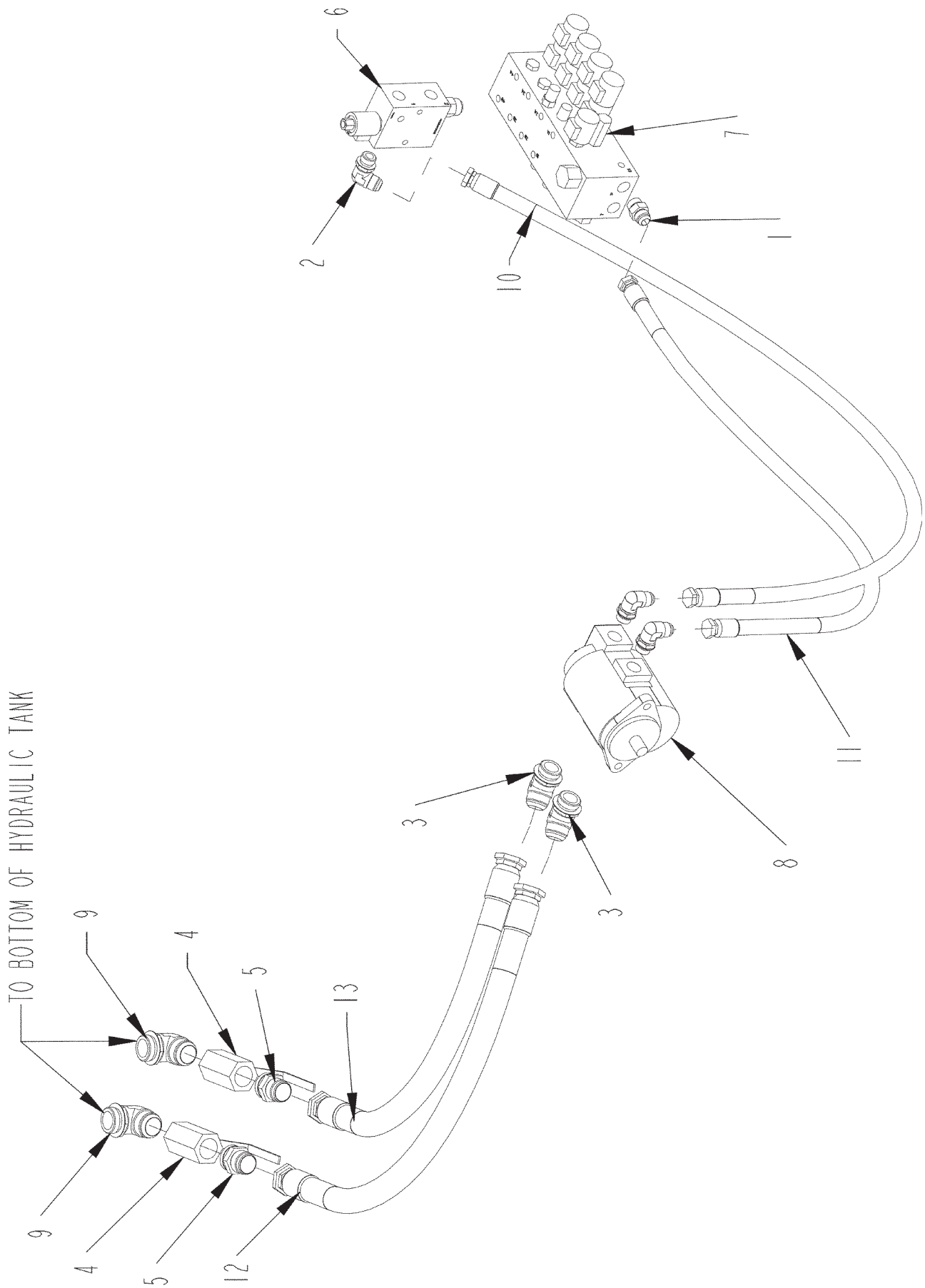
HYDRAULIC PUMP LOCATION WITH NO LOADER S.N. 23-2-10-0232 & UP



HYDRAULIC PUMP LOCATION WITH NO LOADER S.N. 23-2-10-0232 & UP

ITEM	PART	QTY.	PART DESCRIPTION
1	3800277	1	FTG\1-1/16MORX1-1/16MJIC\ST
2	3800279	4	FTG\1-1/16MORX1-1/16MJIC\90
3	3800532	1	FTG\1-1/16MORX1-1/16MJIC\45
4	3800581	2	FTG\1-5/8MORX1-5/8MJIC\45
5	3800740	2	VALVE\BALL\1-1/2\1-7/8FOR\1/4 TURN\W/LOCK
6	3800808	2	FTG\1-7/8MORX1-5/8MJIC\ST
7	4000208	1	VLV\HYD\CNVYR\BLK\MFLD
8	4000210	1	VLV\HYD\AUX\BLK\MFLD
9	4200083	1	PUMP\HYD\25/20\2.33X1.78\LH
10	4400139	1	FLTR\COMP\10MIC\4000PSI
10A	4400140	1	IND\VISUAL\FLTR\ASSY
11	4704247	1	BRKT\FLTR\HIGHPRESS
12	3800928	2	FTG\1-7/8MORX1-7/8MOR\90
13	3700893	1	HOSE\HYD\3/4X148\1-1/16FJX1-1/16FJC45DEG PRESSURE INLET CONVEYOR RUN TO REAR PUMP
14	3701030	1	HOSE\HYD\3/4X80\1-1/16FJCX1-1/16FJC FILTER TO FRONT PUMP
15	3701031	1	HOSE\HYD\3/4X40\1-1/16FJCX1-1/16FJC PRESSURE INLET AUX VALVE TO FILTER
16	3700916	1	HOSE\HYD\1-1/4X60\1-5/8FJICX1-5/8FJIC TANK TO SUPPLY FRONT PORT TANDEM PUMP
17	3700917	1	HOSE\HYD\1-1/4X62\1-5/8FJICX1-5/8FJIC TANK TO SUPPLY REAR PORT TANDEM PUMP

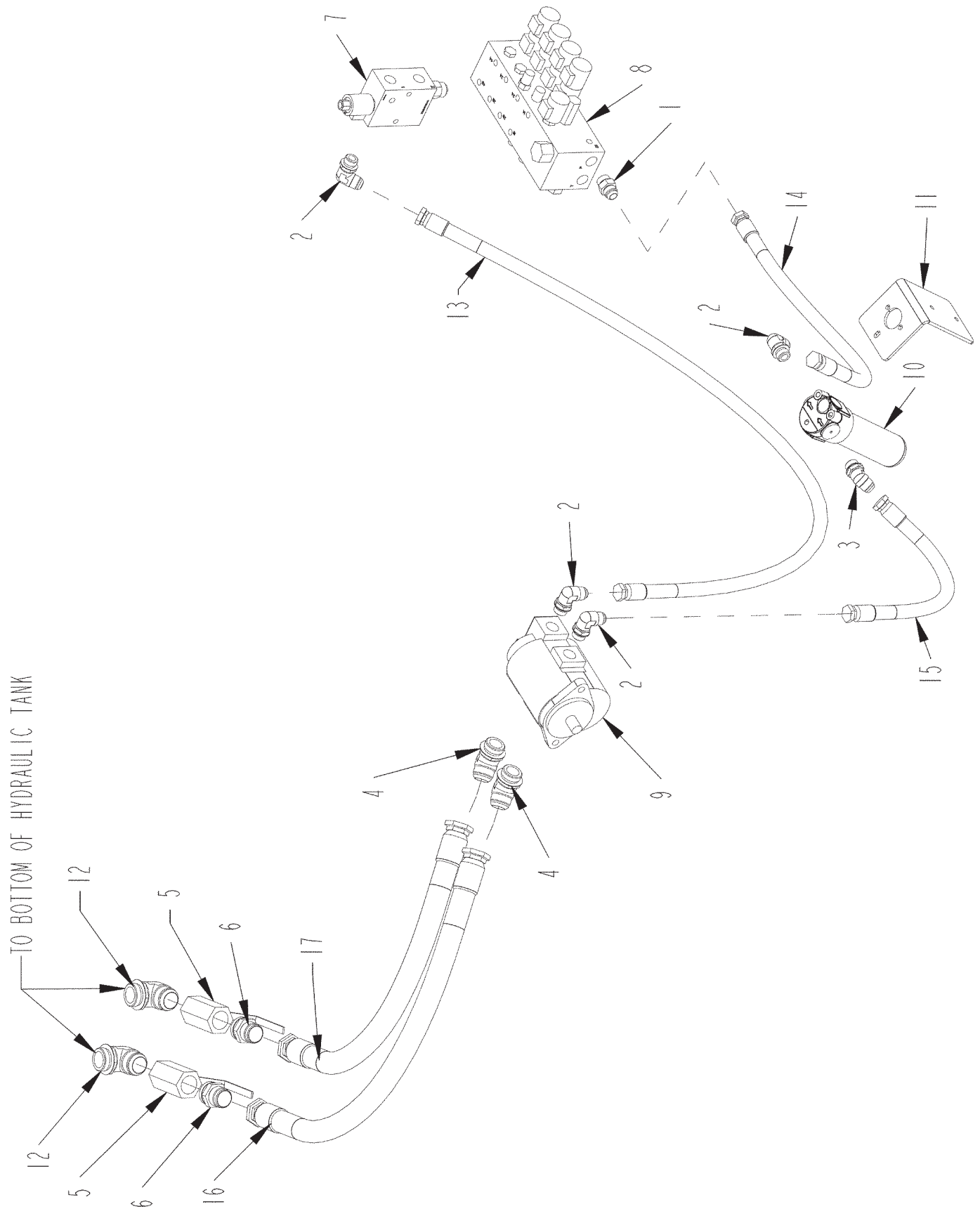
HYDRAULIC PUMP LOCATION WITH LOADER THRU S.N. 23-2-IJ-0231



HYDRAULIC PUMP LOCATION WITH LOADER THRU S.N. 23-2-IJ-0231

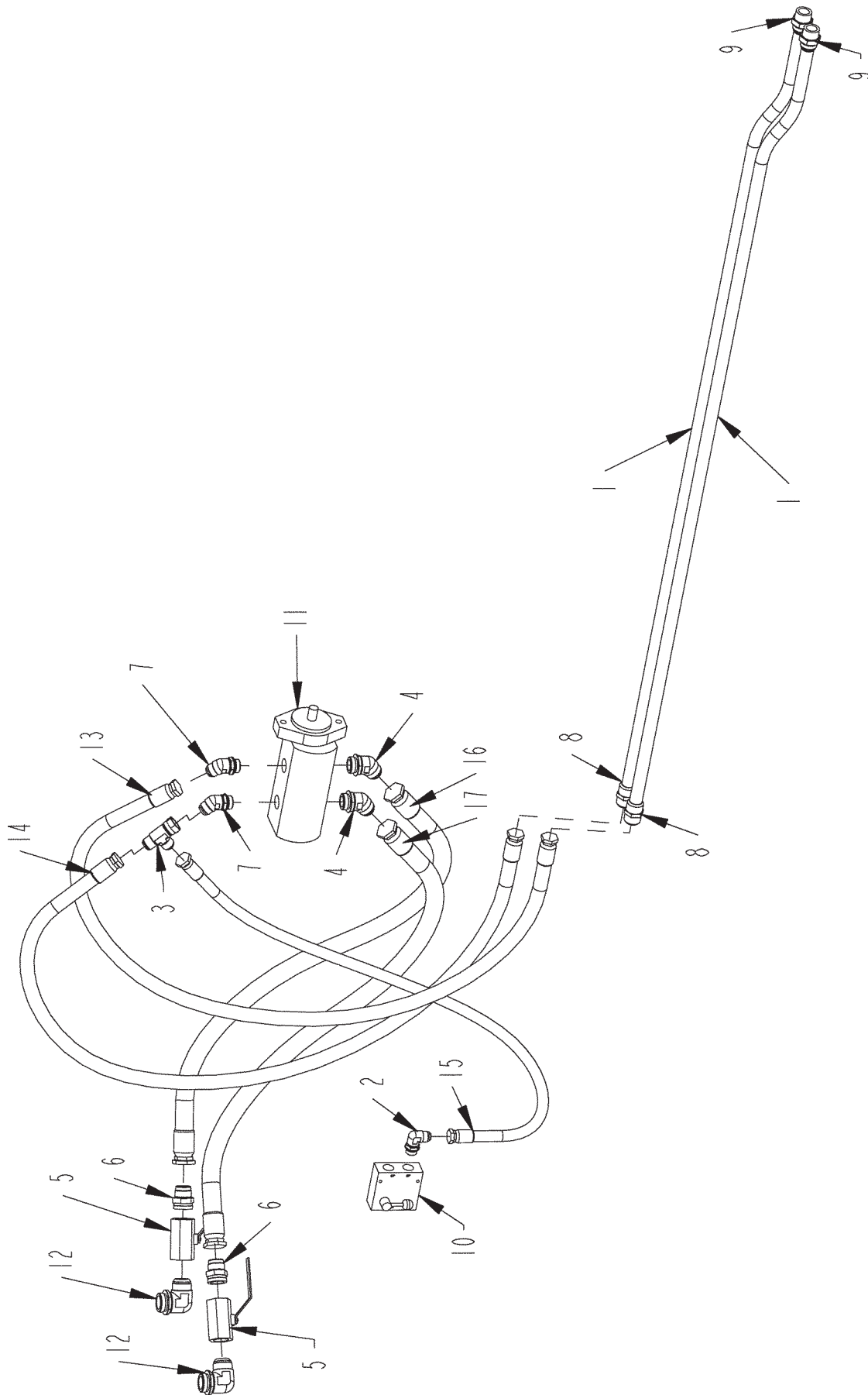
ITEM	PART	QTY.	PART DESCRIPTION
1	3800277	1	FTG\1-1/16MORX1-1/16MJIC\ST
2	3800279	3	FTG\1-1/16MORX1-1/16MJIC\90
3	3800581	2	FTG\1-5/8MORX1-5/8MJIC\45
4	3800740	2	VALVE\BALL\1-1/2\1-7/8FOR\1/4 TURN\W/LOCK
5	3800808	2	FTG\1-7/8MORX1-5/8MJIC\ST
6	4000208	1	VLV\HYD\CNVYR\BLK\MFLD
7	4000210	1	VLV\HYD\AUX\BLK\MFLD
8	4200111	1	PUMP\HYD\2.33x1.78\RH
9	3800928	2	FTG\1-7/8MORX1-7/8MOR\90
10	3700927	1	HOSE\HYD\3/4X84\1-1/16FJCX1-1/16FJC PRESSURE INLET CONVEYOR RUN TO REAR PUMP
11	3700928	1	HOSE\HYD\3/4X68\1-1/16FJCX1-1/16FJC PRESSURE INLET AUX VALVE TO FRONT PUMP
12	3700929	1	HOSE\HYD\1-1/4X28\1-5/8FJICX1-5/8FJIC TANK TO SUPPLY FRONT PORT TANDEM PUMP
13	3700930	1	HOSE\HYD\1-1/4X20\1-5/8FJICX1-5/8FJIC TANK TO SUPPLY REAR PORT TANDEM PUMP

HYDRAULIC PUMP LOCATION WITH LOADER S.N. 23-2-10-0232 & UP



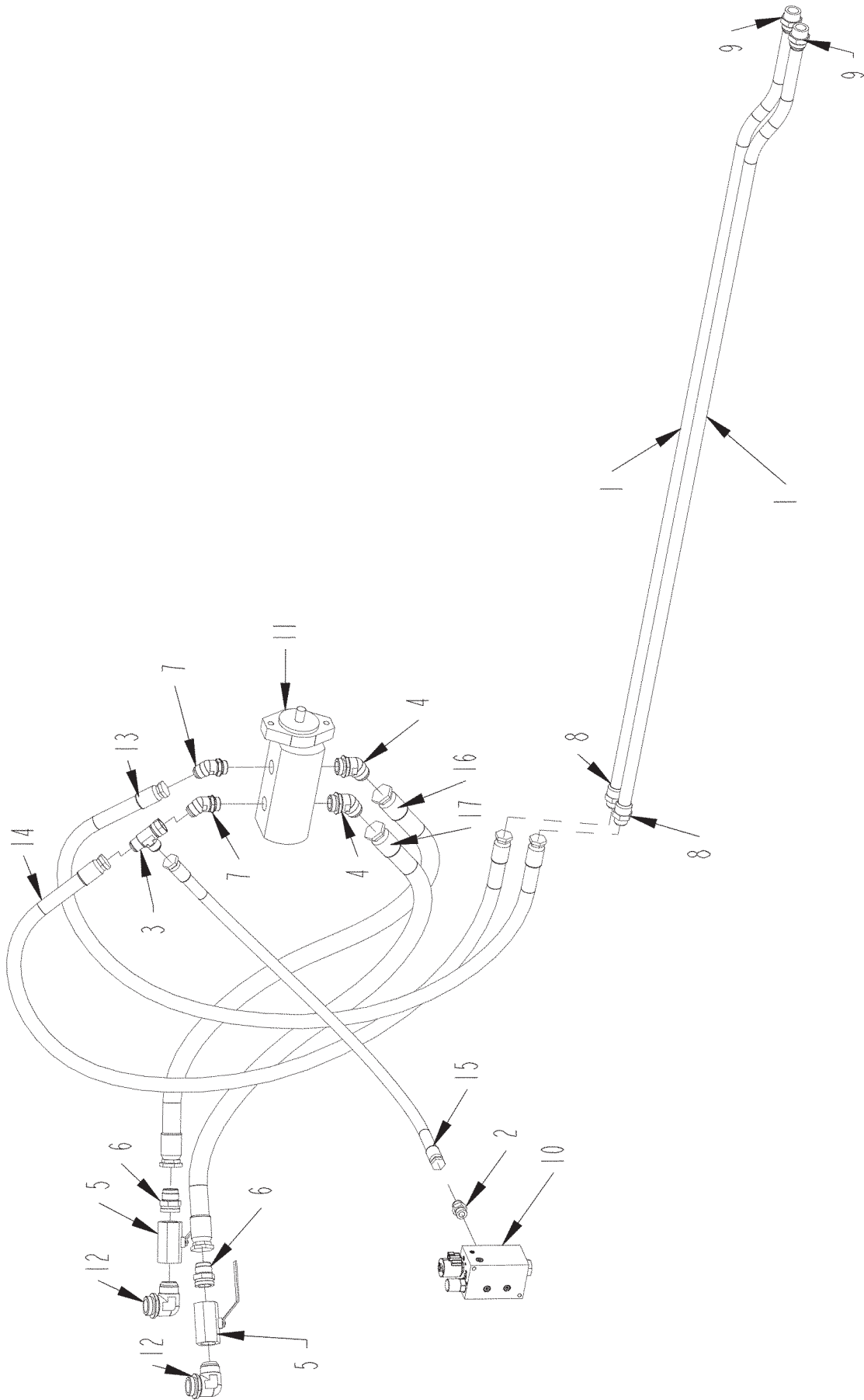
HYDRAULIC PUMP LOCATION WITH LOADER S.N. 23-2-10-0232 & UP

ITEM	PART	QTY.	PART DESCRIPTION
1	3800277	1	FTG\1-1/16MORX1-1/16MJIC\ST
2	3800279	4	FTG\1-1/16MORX1-1/16MJIC\90
3	3800532	1	FTG\1-1/16MORX1-1/16MJIC\45
4	3800581	2	FTG\1-5/8MORX1-5/8MJIC\45
5	3800740	2	VALVE\BALL\1-1/2\1-7/8FOR\1/4 TURN\W/LOCK
6	3800808	2	FTG\1-7/8MORX1-5/8MJIC\ST
7	4000208	1	VLV\HYD\CNVYR\BLK\MFLD
8	4000210	1	VLV\HYD\AUX\BLK\MFLD
9	4200111	1	PUMP\HYD\2.33x1.78\RH
10	4400139	1	FLTR\COMP\10MIC\4000PSI
10A	4400140	1	IND\VISUAL\FLTR\ASSY
10B	4000149		SOL\ELEC\12VDC\DYNEX
11	4704247	1	BRKT\FLTR\HIGHPRESS
12	3800928	2	FTG\1-7/8MORX1-7/8MOR\90
13	3701035	1	HOSE\HYD\3/4X90\1-1/16FJICX1-1/16FJIC PRESSURE INLET CONVEYOR RUN TO REAR PUMP
14	3701031	1	HOSE\HYD\3/4X40\1-1/16FJICX1-1/16FJIC PRESSURE INLET AUX VALVE TO FILTER
15	3701029	1	HOSE\HYD\3/4X36\1-1/16FJICX1-1/16FJIC FILTER TO FRONT PUMP
16	3700929	1	HOSE\HYD\1-1/4X28\1-5/8FJICX1-5/8FJIC TANK TO SUPPLY FRONT PORT TANDEM PUMP
17	3700930	1	HOSE\HYD\1-1/4X20\1-5/8FJICX1-5/8FJIC TANK TO SUPPLY REAR PORT TANDEM PUMP



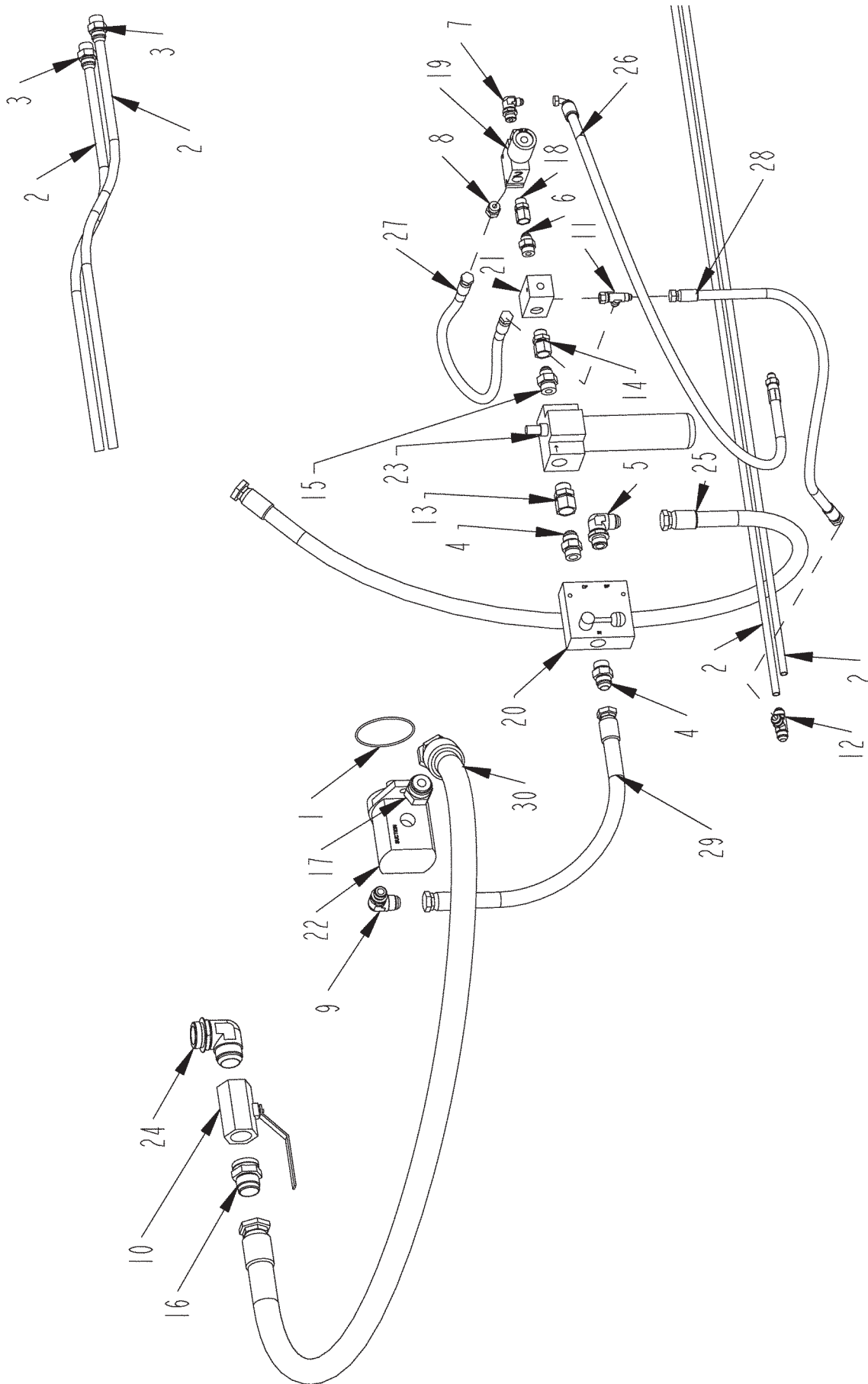
LOADER PUMP THRU S.N. 0282

ITEM	PART	QTY.	PART DESCRIPTION
1	3700956	2	LINE\TUBE\LOADER
2	3800279	1	FTG\1-1/16MORX1-1/16MJIC\90
3	3800497	1	FTG\1-5/16FJICX1-5/16MJICX1-5/16MJIC\RUN;TEE
4	3800581	2	FTG\1-5/8MORX1-5/8MJIC\45
5	3800740	2	VALVE\BALL\1-1/2\1-7/8FOR\1/4 TURN\W/LOCK
6	3800808	2	FTG\1-7/8MORX1-5/8MJIC\ST
7	3800835	2	FTG\1-5/16MORX1-5/16MJIC\45
8	3800929	2	FTG\1-5/8MJICX1-5/16MJIC\UNION
9	3800934	2	FTG\1-5/8MJICX1MP\ST\SOLID
10	4000274	1	VALVE\CONTROL\FLOW\30GPM\1-1/16FOR
11	4200112	1	PUMP\HYD\35\25\LH\PLP-
12	3800928	2	FTG\1-7/8MORX1-7/8MOR\90
13	3700931	1	HOSE\HYD\1X100\1-5/16FJICX1-5/16FJIC FRONT PRESSURE PORT HOOD LOADER TANDEM PUMP TO TUBELINE
14	3700932	1	HOSE\HYD\1X94\1-5/16FJICX1-5/16FJIC REAR PRESSURE PORT HOOD LOADER TANDEM PUMP TO TUBELINE
15	3700933	1	HOSE\HYD\3/4X63\1-5/16FJICX1-1/16FJIC EX PORT PILOT SYSTEM FLOW CONTROL TO TEE ON REAR TANDEM PUMP
16	3700934	1	HOSE\HYD\1-1/2X56\1-5/8FJICX1-7/8FJIC FRONT SUCTION PORT HOOD LOADER TANDUM PUMP TO TANK
17	3700935	1	HOSE\HYD\1-1/4X58\1-5/8FJICX1-5/8FJIC REAR SUCTION PORT HOOD LOADER TANDEM PUMP TO TANK



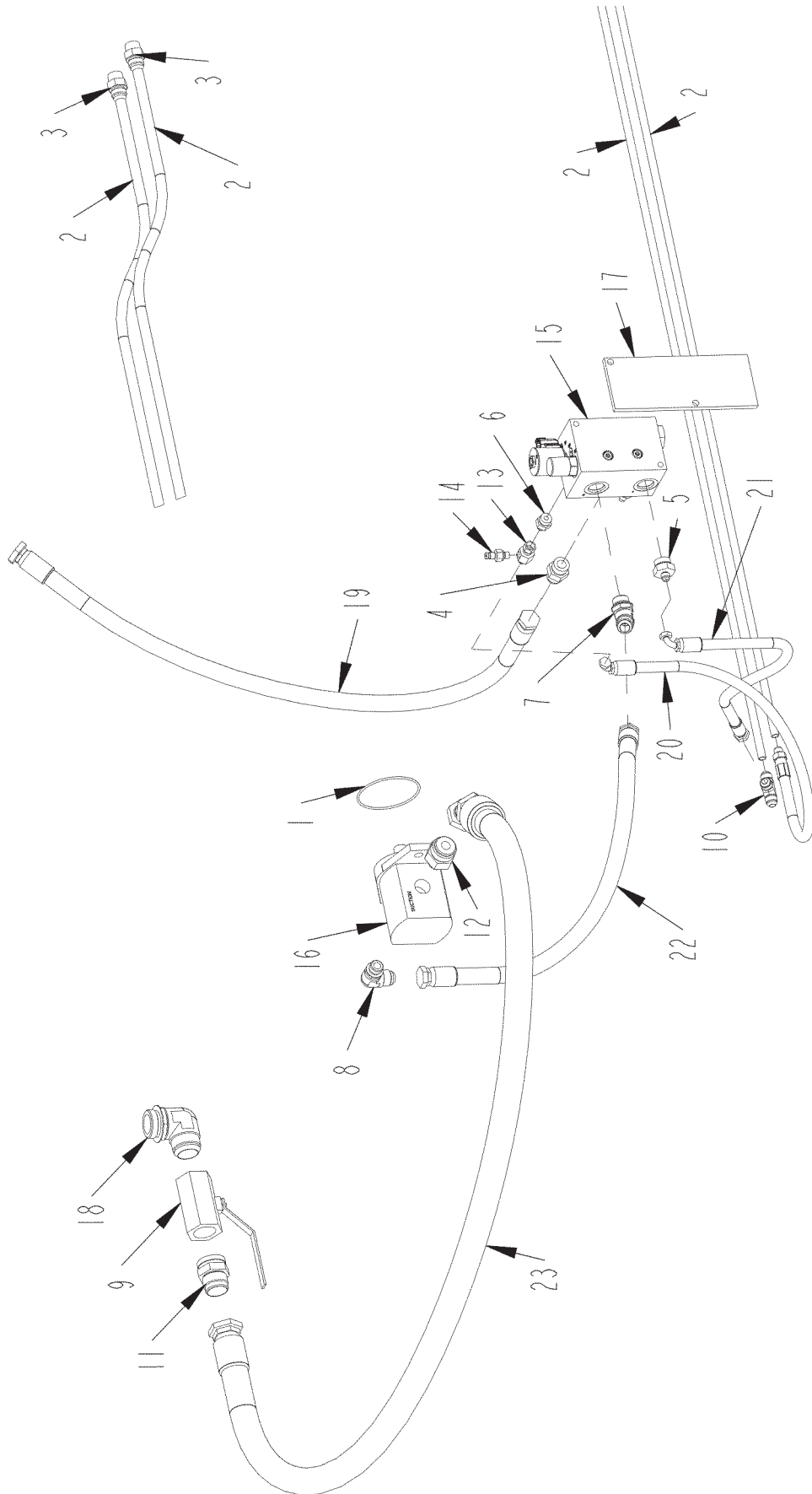
LOADER PUMP S.N. 0283 & UP

ITEM	PART	QTY.	PART DESCRIPTION
1	3700956	2	LINE\TUBE\LOADER
2	3800277	1	FTG\1-1/16MORX1-1/16MJIC\ST
3	3800497	1	FTG\1-5/16FJICX1-5/16MJICX1-5/16MJIC\RUN;TEE
4	3800581	2	FTG\1-5/8MORX1-5/8MJIC\45
5	3800740	2	VALVE\BALL\1-1/2\1-7/8FOR\1/4 TURN\W/LOCK
6	3800808	2	FTG\1-7/8MORX1-5/8MJIC\ST
7	3800835	2	FTG\1-5/16MORX1-5/16MJIC\45
8	3800929	2	FTG\1-5/8MJICX1-5/16MJIC\UNION
9	3800934	2	FTG\1-5/8MJICX1MP\ST\SOLID
10	4000503	1	VALVE\HYD\PILOT\LOADER
11	4200112	1	PUMP\HYD\35\25\LH\PLP-
12	3800928	2	FTG\MORXMJIC\90
13	3700931	1	HOSE\HYD\1X100\1-5/16FJICX1-5/16FJIC FRONT PRESSURE PORT HOOD LOADER TANDEM PUMP TO TUBELINE
14	3700932	1	HOSE\HYD\1X94\1-5/16FJICX1-5/16FJIC REAR PRESSURE PORT HOOD LOADER TANDEM PUMP TO TUBELINE
15	3700933	1	HOSE\HYD\3/4X63\1-5/16FJICX1-1/16FJIC EX PORT PILOT SYSTEM FLOW CONTROL TO TEE ON REAR TANDEM PUMP
16	3700934	1	HOSE\HYD\1-1/2X56\1-5/8FJICX1-7/8FJIC FRONT SUCTION PORT HOOD LOADER TANDUM PUMP TO TANK
17	3700935	1	HOSE\HYD\1-1/4X58\1-5/8FJICX1-5/8FJIC REAR SUCTION PORT HOOD LOADER TANDEM PUMP TO TANK



LOADER PILOT THRU S.N. 0282

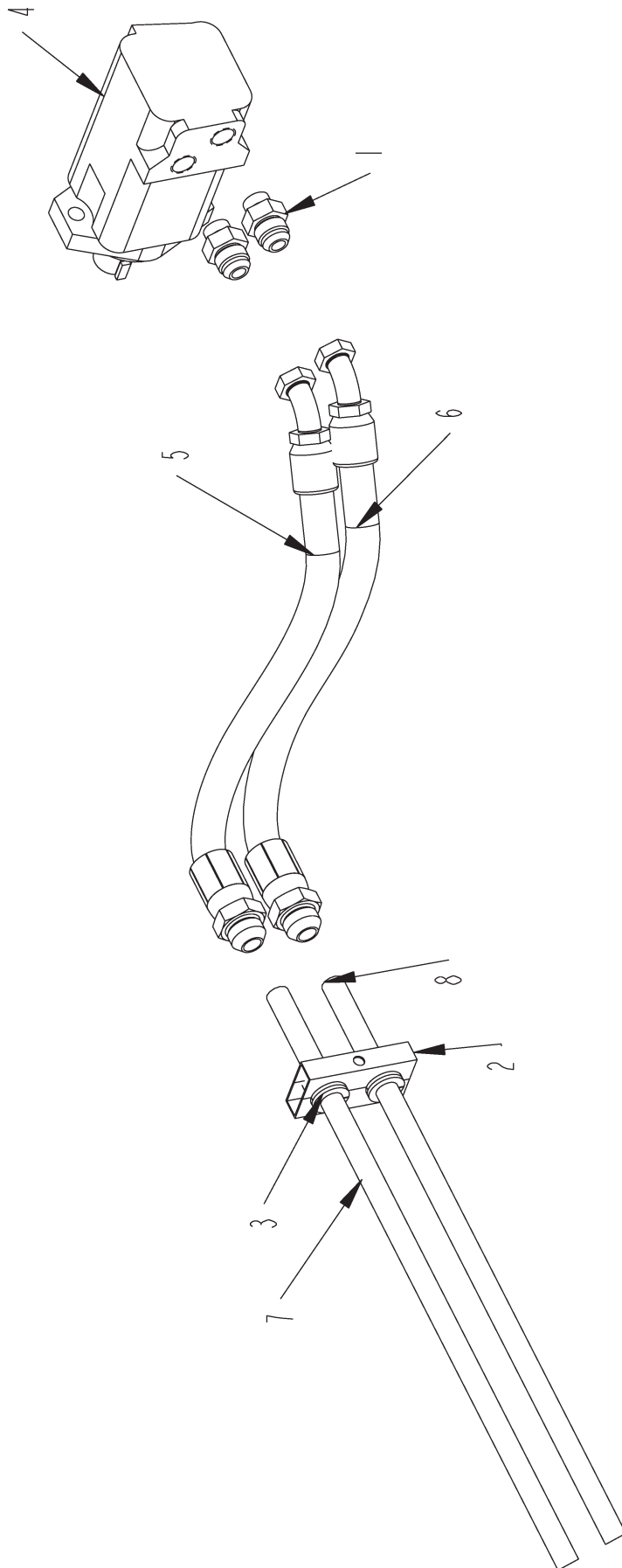
ITEM	PART	QTY.	PART DESCRIPTION
1	2001049	1	SEAL\O-RING
2	3700954	2	HOOD LOADER PILOT LINES
3	3800080	2	FTG\3/4MJICX1/2MPIST\SOLID
4	3800277	2	FTG\1-1/16MORX1-1/16MJIC\ST
5	3800279	1	FTG\1-1/16MORX1-1/16MJIC\90
6	3800328	1	FTG\7/8MORX3/4MJIC\ADPT
7	3800453	1	FTG\3/4MORX9/16MJIC\90
8	3800530	1	FTG\3/4MORX9/16MJIC\ST
9	3800535	1	FTG\7/8MORX1-1/16MJIC\90
10	3800740	1	VALVE\BALL\1-1/2\1-7/8FOR\1/4 TURN\W/LOCK
11	3800759	1	FTG\9/16FJICX9/16MJICX9/16MJIC\RUN;TEE
12	3800766	1	FTG\3/4MJICX3/4MJICX3/4MJIC\TEE
13	3800803	1	FTG\1-1/16MORX1-1/16FJIC\SW
14	3800804	1	FTG\7/8MORX7/8FJIC\SW
15	3800805	1	FTG\7/8MJICX1-1/16MOR\ST
16	3800808	1	FTG\1-7/8MORX1-5/8MJIC\ST
17	3800837	1	FTG\1-1/16MORX1-5/8MJIC\ST
18	3800845	1	FTG\3/4MORX3/4FJIC\SW
19	4000315	1	VLV\HYD\SEL\24\16GPM
19A	4000229		VALVE\HYD\SOL\24\1635\W/D\WPEND
19B	4000501		VALVE\HYD\CART\2POS,3WAY
20	4000274	1	VALVE\CONTROL\FLOW\30GPM\1-1/16FOR
21	4000275	1	VALVE\RELIEF\LOADER
22	4200113	1	PUMP\HYD\15GPM\RH
23	4400101	1	FLTR\COMP\10MIC;ABS\>
24	3800928	1	FTG\1-7/8MORX1-7/8MOR\90
25	3700933	1	HOSE\HYD\3/4X63\1-5/16FJICX1-1/16FJIC EX PORT PILOT SYSTEM FLOW CONTROL TO TEE ON REAR TANDEM PUMP
26	3700936	1	HOSE\HYD\3/8X44\3/4MJICX9/16FJIC\90 PRESSURE PILOT SYSTEM TO TUBELINE
27	3700937	1	HOSE\HYD\3/8X16\9/16FJICS PILOT SYSTEM BYPASS LOOP HOSE
28	3700938	1	HOSE\HYD\3/8X36\3/4FJICX9/16FJIC\90 PILOT SYSTEM RETURN HOSE
29	3700940	1	HOSE\HYD\3/4X30\1-1/16FJICX1-1/16FJIC PILOT SYSTEM PUMP PRESSURE PORT TO PILOT SYSTEM FLOW CONTROL
30	3700941	1	HOSE\HYD\1-1/4X59\1-5/8FJICX1-5/8FJIC\45 PILOT PUMP SUCTION PORT TO TANK



LOADER PILOT S.N. 0283 & UP

ITEM	PART	QTY.	PART DESCRIPTION
1	2001049	1	SEAL\O-RING
2	3700954	2	HOOD LOADER PILOT LINES
3	3800080	2	FTG\3/4MJICX1/2MPIST\SOLID
4	3800277	1	FTG\1-1/16MORX1-1/16MJIC\ST
5	3800528	1	FTG\1-1/16MORX9/16MJIC\ST
6	3800530	1	FTG\3/4MORX9/16MJIC\ST
7	3800532	1	FTG\1-1/16MORX1-1/16MJIC\45
8	3800535	1	FTG\7/8MORX1-1/16MJIC\90
9	3800740	1	VALVE\BALL\1-1/2\1-7/8FOR\1/4TURN\W\LOCK
10	3800766	1	FTG\3/4MJICX3/4MJICX3/4MJIC\TEE
11	3800808	1	FTG\1-7/8MORX1-5/8MJIC\ST
12	3800837	1	FTG\1-1/16MORX1-5/8MJIC\ST
13	3800970	1	FTG\9/16MJICX9/16FJICX7/16FOR\GAUGE;PORT;TEE
14	3800971	1	FTG\7/16MOR\DIAG\MALE;QUICK;CPLR
15	4000503	1	VALVE\HYD\PILOT\LOADER
16	4200113	1	PUMP\HYD\15GPM\RH
17	4705457	1	BRKT\VLV\PILOT
18	3800928	1	FTG\1-7/8MORX1-7/8MOR\90
19	3700933	1	HOSE\HYD\3/4X63\1-5/16FJICX1-1/16FJIC EX PORT PILOT SYSTEM FLOW CONTROL TO TEE ON REAR TANDEM PUMP
20	3700936	1	HOSE\HYD\3/8X44\3/4MJICX9/16FJIC\90 PRESSURE PILOT SYSTEM TO TUBELINE
21	3700938	1	HOSE\HYD\3/8X36\3/4FJICX9/16FJIC\90 PILOT SYSTEM RETURN HOSE
22	3701029	1	HOSE\HYD\3/4X36\1-1/16FJICX1-1/16FJIC PILOT SYSTEM PUMP PRESSURE PORT TO PILOT SYSTEM FLOW CONTROL
23	3700941	1	HOSE\HYD\1-1/4X59\1-5/8FJICX1-5/8FJIC\45 PILOT PUMP SUCTION PORT TO TANK

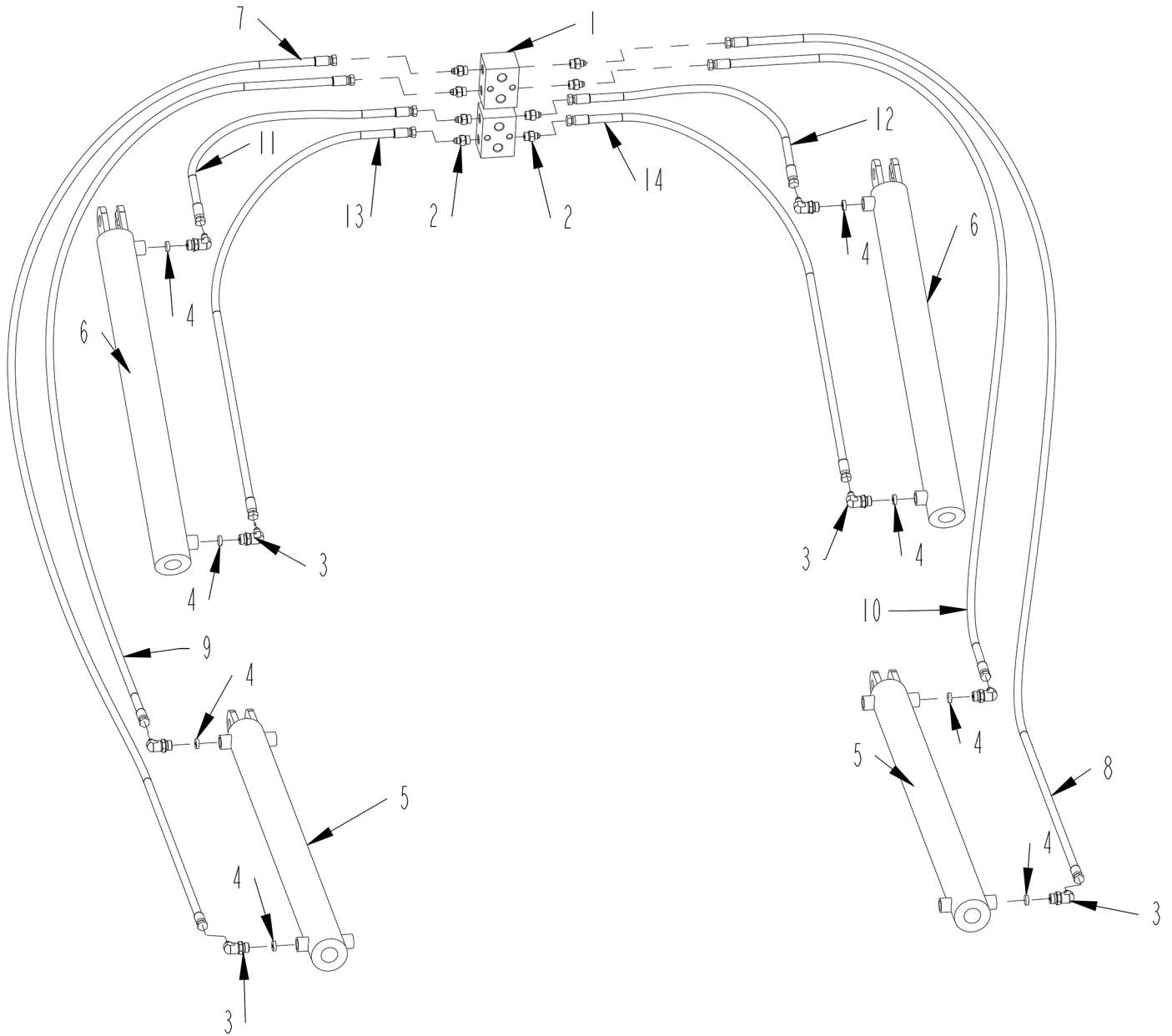
DISCHARGE CONVEYOR MOTOR



DISCHARGE CONVEYOR MOTOR

ITEM	PART	QTY.	PART DESCRIPTION
1	3800527	2	FTG\7/8MORX1-1/16MJIC\ST
2	3800552	10	CLAMP\HOSE\1-1/4\2HOLES
3	3800650	10	BUSH\RBBR\TUBE\3/4X1-1/4X1-1/4
4	3900014	1	MTR\HYD\9.6\2000\1-1/4SH
5	3700896	1	HOSE\HYD\3/4X24\1-1/16MJCX1-1/16FJIC45 UPPER CONVEYOR TUBELINE TO INSIDE PORT CONVEYOR ORBIT MOTOR
6	3700897	1	HOSE\HYD\3/4X25\1-1/16MJCX1-1/16FJIC45 LOWER CONVEYOR TUBELINE TO OUTSIDE PORT CONVEYOR ORBIT MOTOR
7	3700761	1	TUBE\STL\3/4X182\1-1/16 FJIC
8	3700761	1	TUBE\STL\3/4X182\1-1/16 FJIC

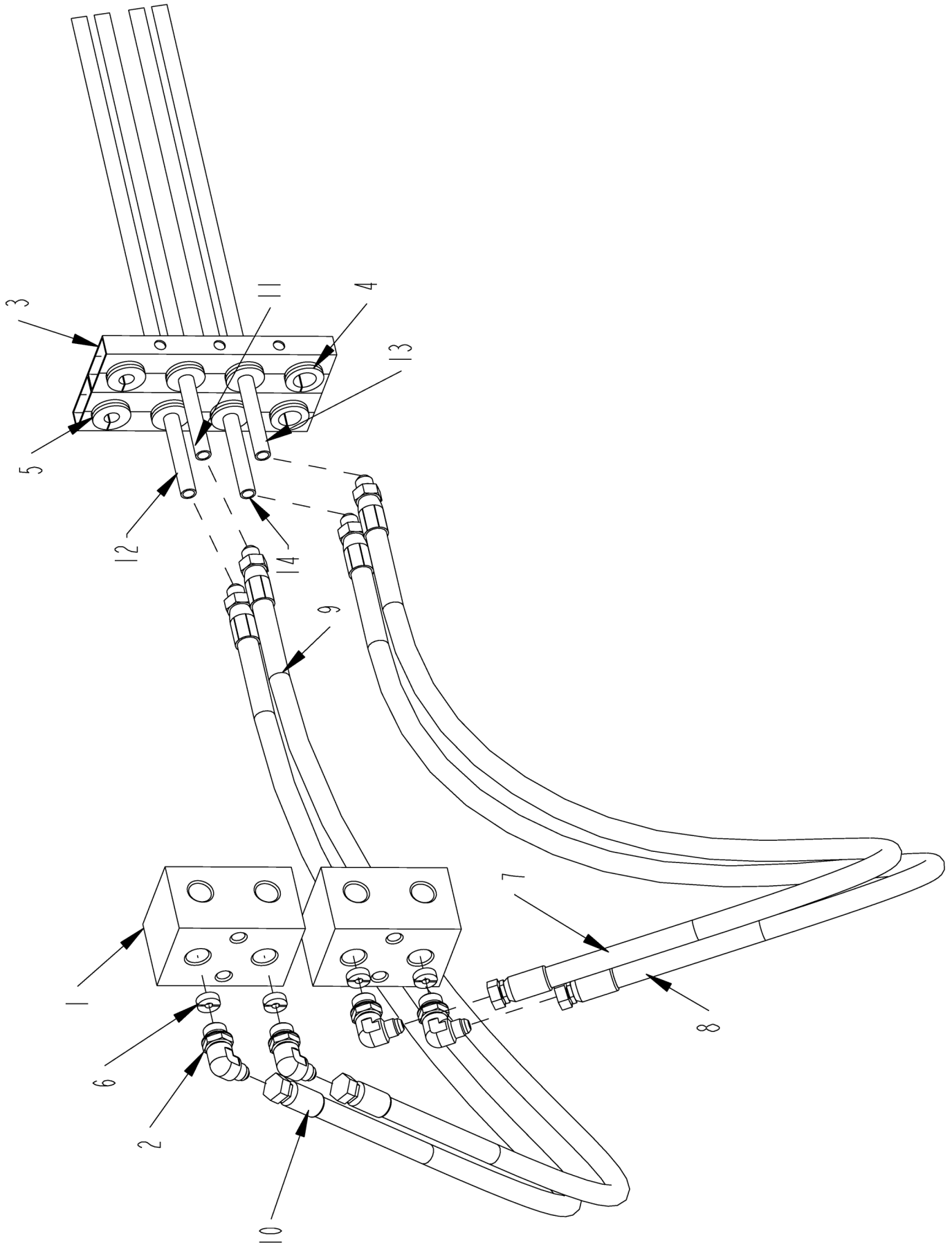
LIFT & FOLD CYLINDERS



LIFT & FOLD CYLINDERS

ITEM	PART	QTY.	PART DESCRIPTION
1	3800428	2	MNFLD\DBL;TEE\BLK\3/4FOR
2	3800530	8	FTG\3/4MORX9/16MJIC\ST
3	3800538	8	FTG\7/8MORX9/16MJIC\90
4	3801016	8	FTG\7/8MOR\ORIFICE\0.052
5	4100175	2	CYL\HYD\3X36\PARALLEL
6	4100218	2	CYL\HYD\3X30\1-1/2ROD\PARALLEL
7	3700765	1	HOSE\HYD\3/8X62\9/16FJICS ROD END L SIDE LIFT TO TOP PORT-TOP BLOCK
8	3700765	1	HOSE\HYD\3/8X62\9/16FJICS ROD END R SIDE LIFT TO TOP PORT-TOP BLOCK
9	3700895	1	HOSE\HYD\3/8X30\9/16FJICS CAP END L SIDE LIFT TO BOTTOM PORT-TOP BLOCK
10	3700895	1	HOSE\HYD\3/8X30\9/16FJICS CAP END R SIDE LIFT TO BOTTOM POT-TOP BLOCK
11	3700759	1	HOSE\HYD\3/8X74\9/16FJICS CAP END L SIDE FOLD TO TOP PORT-BOTTOM BLOCK
12	3700759	1	HOSE\HYD\3/8X74\9/16FJICS CAP END R SIDE FOLD TO TOP PORT-BOTTOM BLOCK
13	3700900	1	HOSE\HYD\3/8X122\9/16FJICS ROD END L SIDE FOLD TO BOTTOM PORT-BOTTOM BLOCK
14	3700900	1	HOSE\HYD\3/8X122\9/16FJICS ROD END R SIDE FOLD TO BOTTOM PORT-BOTTOM BLOCK

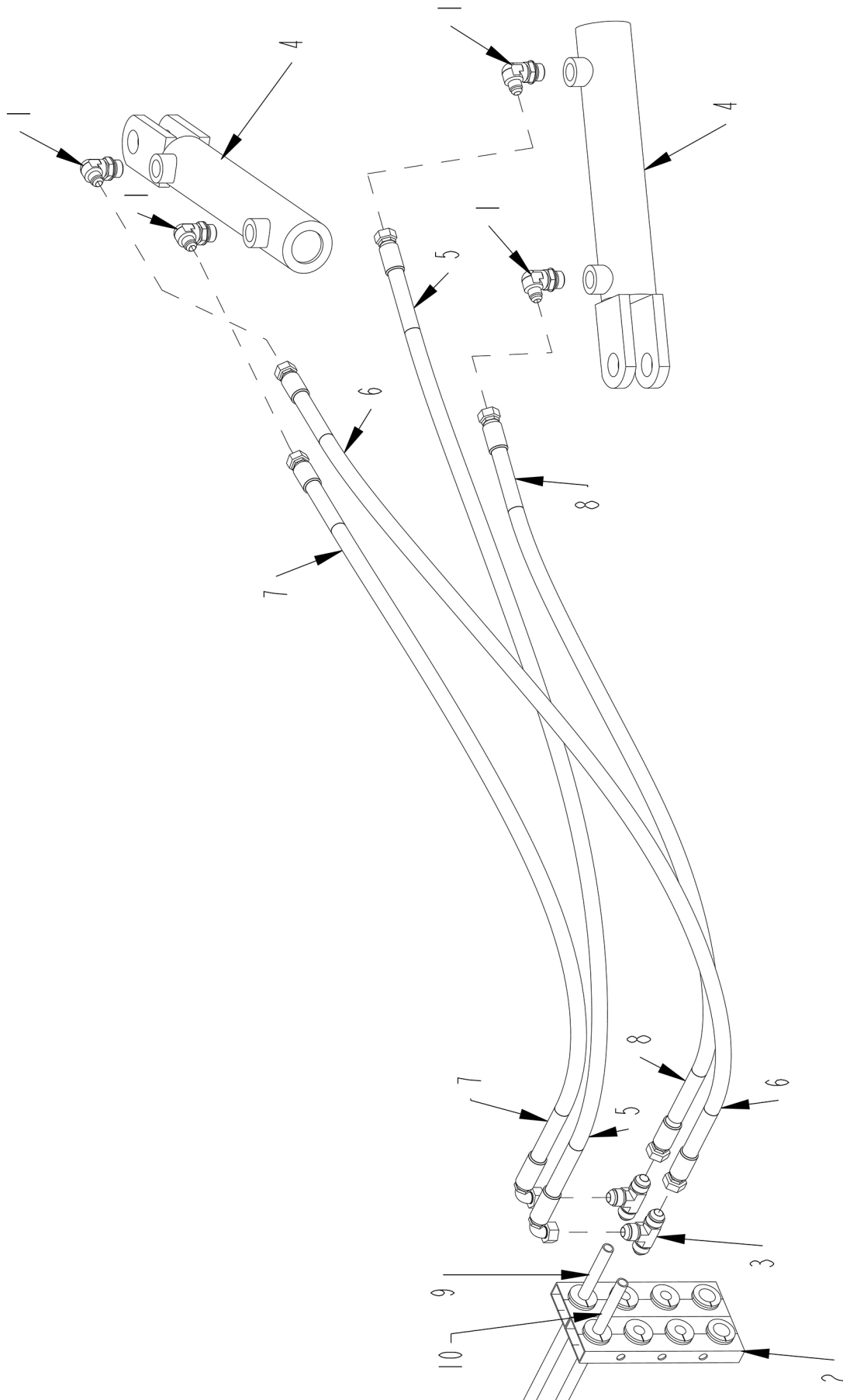
MANIFOLD VALVE BLOCK



MANIFOLD VALVE BLOCK

ITEM	PART	QTY.	PART DESCRIPTION
1	3800428	2	MNFLD\DBL;TEE\BLK\3/4FOR
2	3800453	4	FTG\3/4MORX9/16MJIC\90
3	3800551	12	CLAMP\HOSE\1-1/4\4HOLES
4	3800650	6	BUSH\RBBR\TUBE\3/4X1-1/4X1-1/4
5	3800652	18	BUSH\RBBR\TUBE\1/2X1-1/4X1-1/4
6	3800683	4	FTG\3/4MOR\ORFICE\0.0490"
7	3700766	1	HOSE\HYD\3/8X78\3/4MJCX9/16FJC TOP PORT-BOTTOM BLOCK TO PRESSURE TUBELINE
8	3700766	1	HOSE\HYD\3/8X78\3/4MJCX9/16FJC BOTTOM PORT-BOTTOM BLOCK TO RETURN TUBELINE
9	3700766	1	HOSE\HYD\3/8X78\3/4MJCX9/16FJC BOTTOM PORT-TOP BLOCK TO PRESSURE TUBELINE
10	3700766	1	HOSE\HYD\3/8X78\3/4MJCX9/16FJC TOP PORT-TOP BLOCK TO RETURN TUBELINE
11	3700764	1	TUBE\STL\1/2X78\FJCFJC
12	3700764	1	TUBE\STL\1/2X78\FJCFJC
13	3700764	1	TUBE\STL\1/2X78\FJCFJC
14	3700764	1	TUBE\STL\1/2X78\FJCFJC

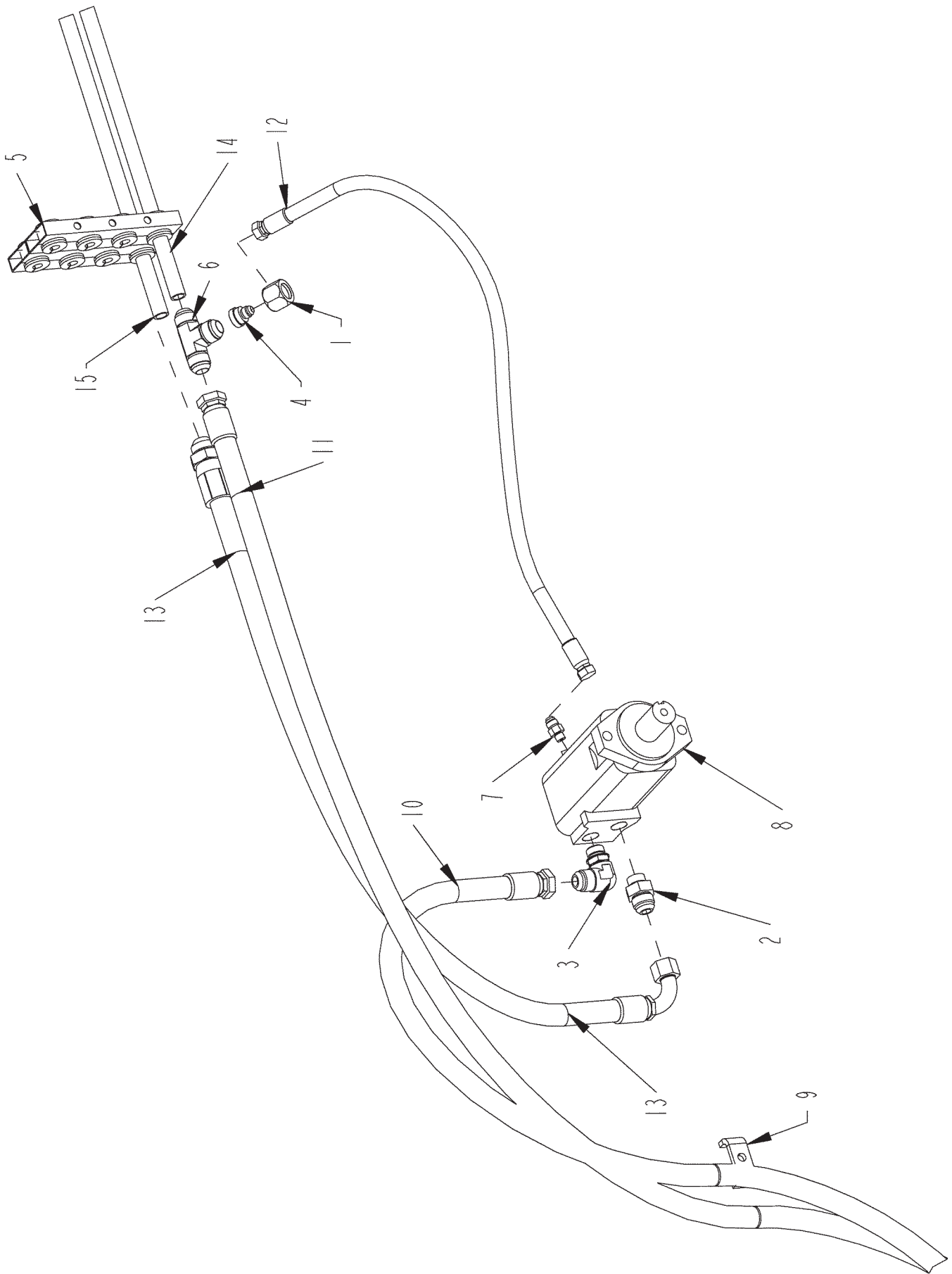
CONVEYOR SWING CYLINDERS



CONVEYOR SWING CYLINDERS

ITEM	PART	QTY.	PART DESCRIPTION
1	3800453	4	FTG\3/4MORX9/16MJIC\90
2	3800551	12	CLAMP\HOSE\1-1/4\4HOLES
3	3800766	2	FTG\3/4MJICX3/4MJICX3/4MJIC\TEE
4	4100210	2	CYL\HYD\2X8\1-1/4RD\WELD -RAM INDUSTRIES
4A	4100226		CYL\HYD\2X8\1-1/4RD\WLD-CANADIAN TOOL & DIE
5	3700813	1	HOSE\HYD\3/8X60\3/4FJC90X9/16FJC BRANCH OF TEE ON TUBELINE TO ROD END OF LOWER SWING CYLINDER
6	3700812	1	HOSE\HYD\3/8X60\3/4FJCX9/16FJC RUN OF TEE ON TUBELINE TO CAP END OF UPPER SWING CYLINDER
7	3700813	1	HOSE\HYD\3/8X60\3/4FJC90X9/16FJC BRANCH OF TEE ON TUBELINE TO ROD END UPPER SWING CYLINDER
8	3700812	1	HOSE\HYD\3/8X60\3/4FJCX9/16FJC RUN OF TEE ON TUBELINE TO CAP END LOWER SWING CYLINDER
9	3700764	1	TUBE\STL\1/2X78\FJCXFJC
10	3700764	1	TUBE\STL\1/2X78\FJCXFJC

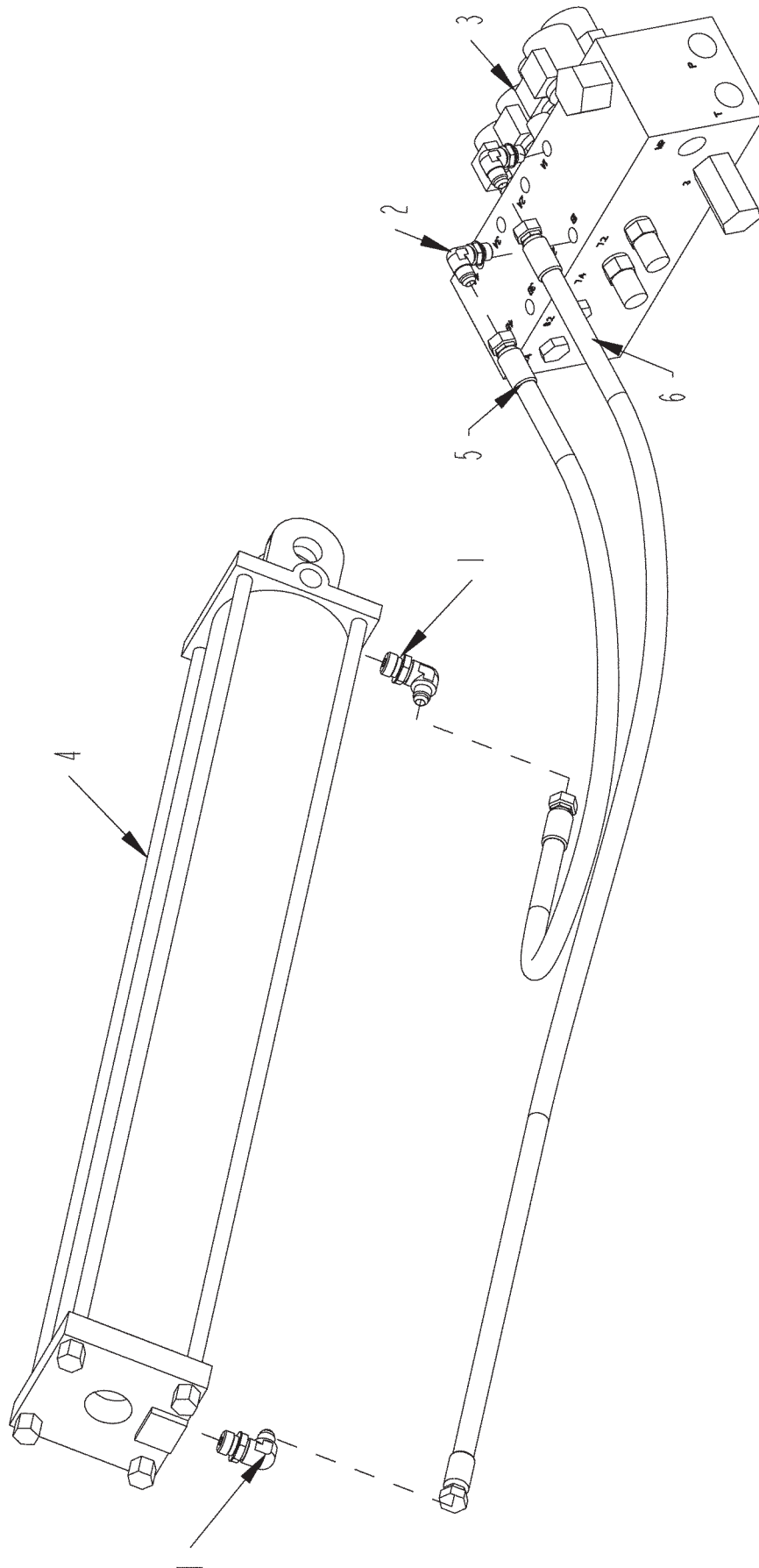
BELLY CONVEYOR MOTOR



BELLY CONVEYOR MOTOR

ITEM	PART	QTY.	PART DESCRIPTION
1	3800462	1	FTG\1-1/16NUTFJICS
2	3800527	1	FTG\7/8MORX1-1/16MJIC\ST
3	3800535	1	FTG\7/8MORX1-1/16MJIC\90
4	3800542	1	FTG\1-1/16FJICX9/16MJIC\ADPT
5	3800551	12	CLAMP\HOSE\1-1/4\4HOLES
6	3800723	1	FTG\1-1/16MJICX1-1/16MJICX1-1/16MJIC\TEE
7	3800763	1	FTG\7/16MORX9/16MJIC\ST
8	3900013	1	MTR\HYD\6.2\2000\SAE;A;>
9	4700776	1	CLMP\HOSE\3/8
10	3700677	1	HOSE\HYD\3/4X157\1-1/16MJCX1-1/16FJIC UPPER CONVEYOR TUBELINE TO OUTPORT BELLY ORBIT
11	3700678	1	HOSE\HYD\3/4X171\1-1/16MJCX1-1/16FJIC LOWER CONVEYOR TUBELINE TO INSIDE LOWER TUBELINE MAINFRAME
12	3700898	1	HOSE\HYD\3/8X36\9/16FJICS BELLY MOTOR CASE DRAIN
13	3700899	1	HOSE\HYD\3/4X46\1-1/16FJICX1-1/16FJIC\90 OUTSIDE LOWER TUBELINE MAINFRAME TO P PORT OF BELLY ORBIT
14	3700685	1	TUBE\STL\3/4X78\FJICXFJC
15	3700685	1	TUBE\STL\3/4X78\FJICXFJC

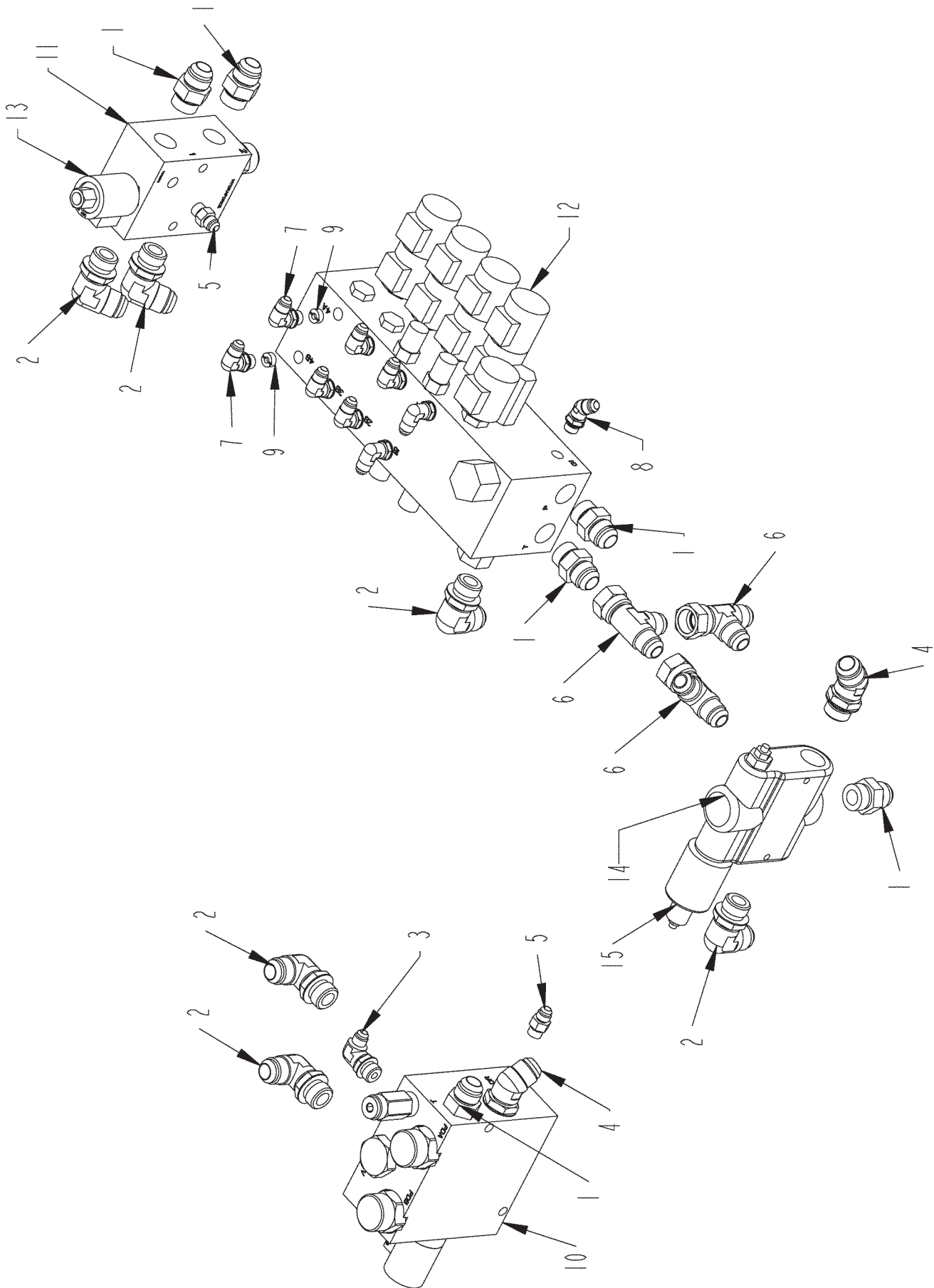
TUB TILT CYLINDER



TUB TILT CYLINDER

ITEM	PART	QTY.	PART DESCRIPTION
1	3800453	2	FTG\3/4MORX9/16MJIC\90
2	3800757	2	FTG\9/16MORX9/16MJIC\90
3	4000210	1	VLV\HYD\AUX\BLK\MFLD
4	4100144	1	CYL\HYD\4X30\1-3/4 ROD\CLEVIS ENDS\O-RING PORTS
5	3700903	1	HOSE\HYD\3/8X55\9/16FJICS PORT 1B TO CAP END OF TILT CYLINDER
6	3700903	1	HOSE\HYD\3/8X55\9/16FJICS PORT 1A TO ROD END OF TILT CYLINDER

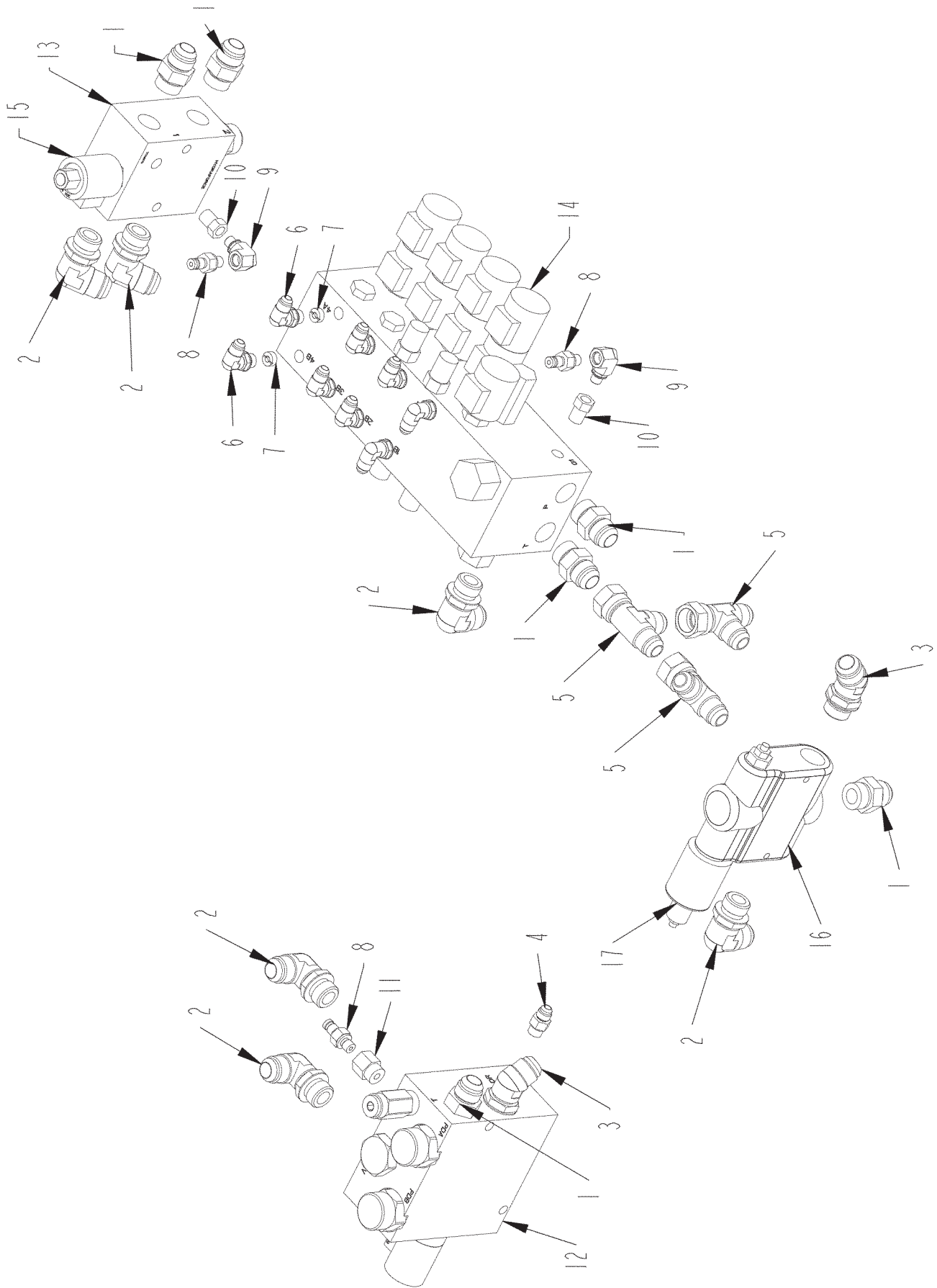
AUXILIARY VALVE FITTINGS THRU S.N. 0278



AUXILIARY VALVE FITTINGS THRU S.N. 0278

ITEM	PART	QTY.	PART DESCRIPTION
1	3800277	6	FTG\1-1/16MORX1-1/16MJIC\ST
2	3800279	6	FTG\1-1/16MORX1-1/16MJIC\90
3	3800453	1	FTG\3/4MORX9/16MJIC\90
4	3800532	2	FTG\1-1/16MORX1-1/16MJIC\45
5	3800631	2	FTG\9/16MORX9/16MJIC\ST
6	3800670	3	FTG\1-1/16FJICX1-1/16MJICX1-1/16MJIC\RUN;TEE
7	3800757	8	FTG\9/16MORX9/16MJIC\90
8	3800760	1	FTG\9/16MORX9/16MJIC\45
9	3800770	2	FTG\3/4MOR\ORFICE\0.0490"
10	4000207	1	VLV\HYD\TUB\BLK\MFLD
11	4000208	1	VLV\HYD\CNVYR\BLK\MFLD
12	4000210	1	VLV\HYD\AUX\BLK\MFLD
13	4000229	3	VALVE\HYD\SOL\24V\635\W/D\WPEND
14	4300072	2	VALVE\SERVO\30GPM\24V (S/N 0167 & UP)
15	4300074	1	VALVE\SOLENOID\24V\BRAND (S/N 0167 & UP)

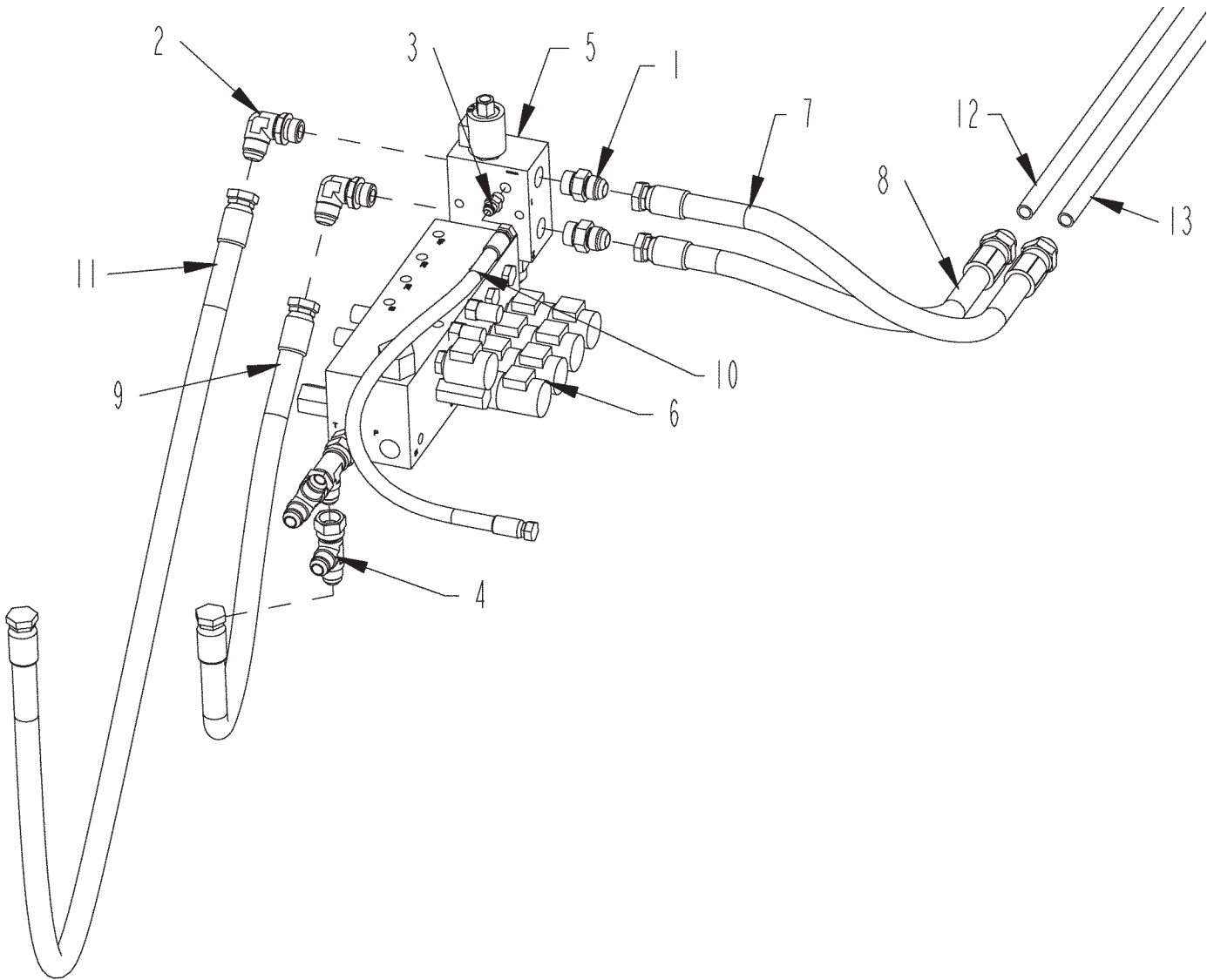
AUXILIARY VALVE FITTINGS S.N. 0279 & UP



AUXILIARY VALVE FITTINGS S.N. 0279 & UP

ITEM	PART	QTY.	PART DESCRIPTION
1	3800277	6	FTG\1-1/16MORX1-1/16MJIC\ST
2	3800279	6	FTG\1-1/16MORX1-1/16MJIC\90
3	3800532	2	FTG\1-1/16MORX1-1/16MJIC\45
4	3800631	1	FTG\9/16MORX9/16MJIC\ST
5	3800670	3	FTG\1-1/16FJICX1-1/16MJICX1-1/16MJIC\RUN;TEE
6	3800757	8	FTG\9/16MORX9/16MJIC\90
7	3800770	2	FTG\3/4MOR\ORFICE\0.0490"
8	3800971	3	FTG\7/16MOR\DIAG\MALE;QUICK;CPLR
9	3800977	2	FTG\7/16MORX7/16FOR\90D\ELL
10	3800978	2	FTG\9/16MORX7/16FORB
11	3800979	1	FTG\3/4MORX7/16FORB
12	4000207	1	VLV\HYD\TUB\BLK\MFLD
13	4000208	1	VLV\HYD\CNVYR\BLK\MFLD
14	4000210	1	VLV\HYD\AUX\BLK\MFLD
15	4000229	3	VALVE\HYD\SOL\24V\635\W/D\WPEND
16	4300072	2	VALVE\SERVO\30GPM\24V
17	4300074	1	VALVE\SOLENOID\24V\BRAND

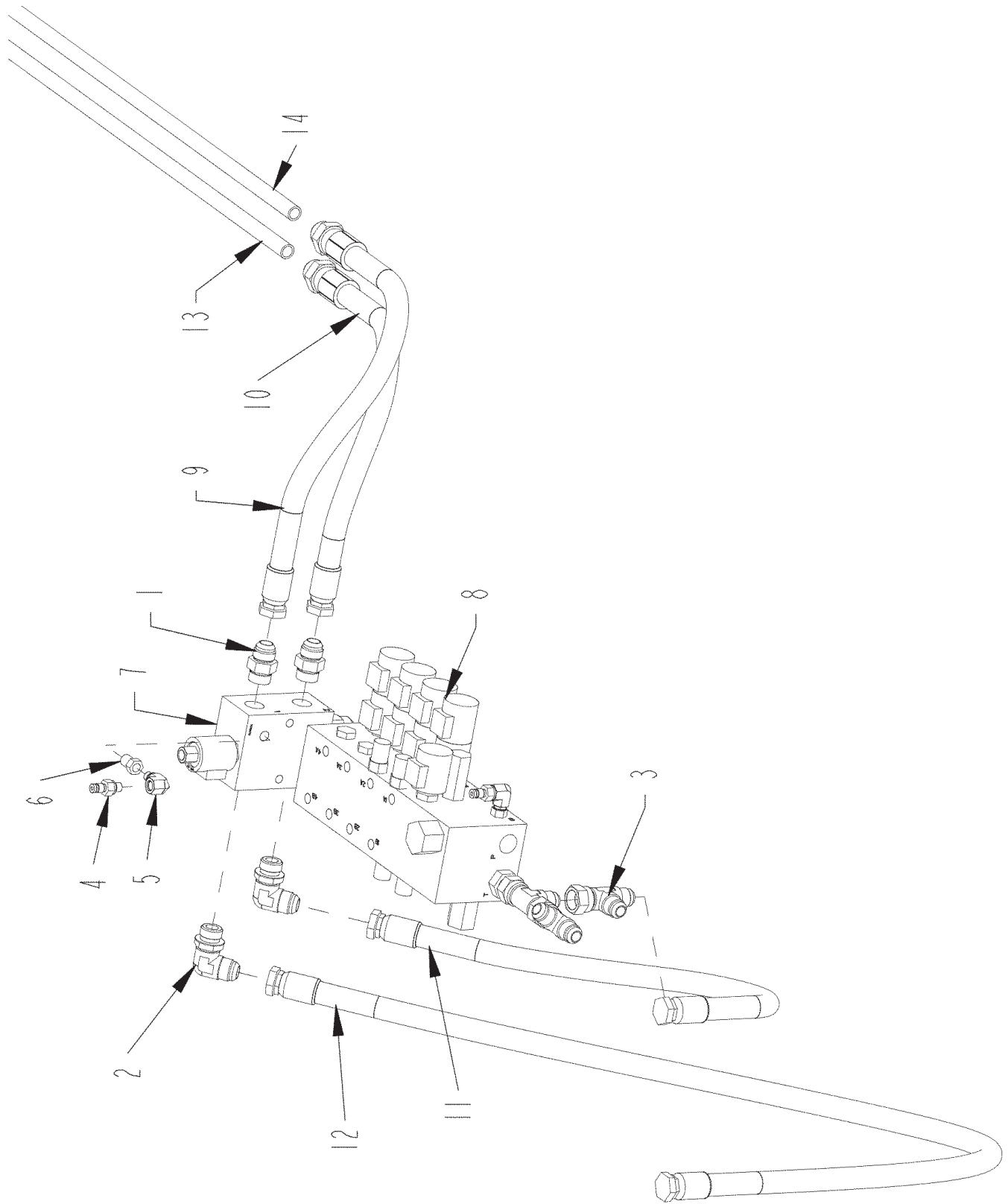
CONVEYOR RUN VALVE THRU S.N. 0278



CONVEYOR RUN VALVE THRU S.N. 0278

ITEM	PART	QTY.	PART DESCRIPTION
1	3800277	3	FTG\1-1/16MORX1-1/16MJIC\ST
2	3800279	2	FTG\1-1/16MORX1-1/16MJIC\90
3	3800631	1	FTG\9/16MORX9/16MJIC\ST
4	3800670	3	FTG\1-1/16FJICX1-1/16MJICX1-1/16MJIC\RUN;TEE
5	4000208	1	VLV\HYD\CNVYR\BLK\MFLD
6	4000210	1	VLV\HYD\AUX\BLK\MFLD
7	3700904	1	HOSE\HYD\3/4X24\1-1/16MJCX1-1/16FJIC PORT 1 CONVEYOR RUN TO TUBELINE
8	3700905	1	HOSE\HYD\3/4X28\1-1/16MJCX1-1/16FJIC PORT 2 CONVEYOR RUN TO TUBELINE
9	3700912	1	HOSE\HYD\3/4X32\1-1/16FJICX1-1/16FJC OUTLET PORT 2 CONVEYOR TO 12 R6X-S PORT 2
10	3700913	1	HOSE\HYD\3/8X34\9/16FJICS CONVEYOR RUN VALVE G PORT TO GAUGE
11	3700927	1	HOSE\HYD\3/4X84\1-1/16FJICX1-1/16FJC PRESSURE INLET CONVEYOR RUN TO REAR PUMP
12	3700685	1	TUBE\STL\3/4X78\FJICXFJC
13	3700685	1	TUBE\STL\3/4X78\FJICXFJC

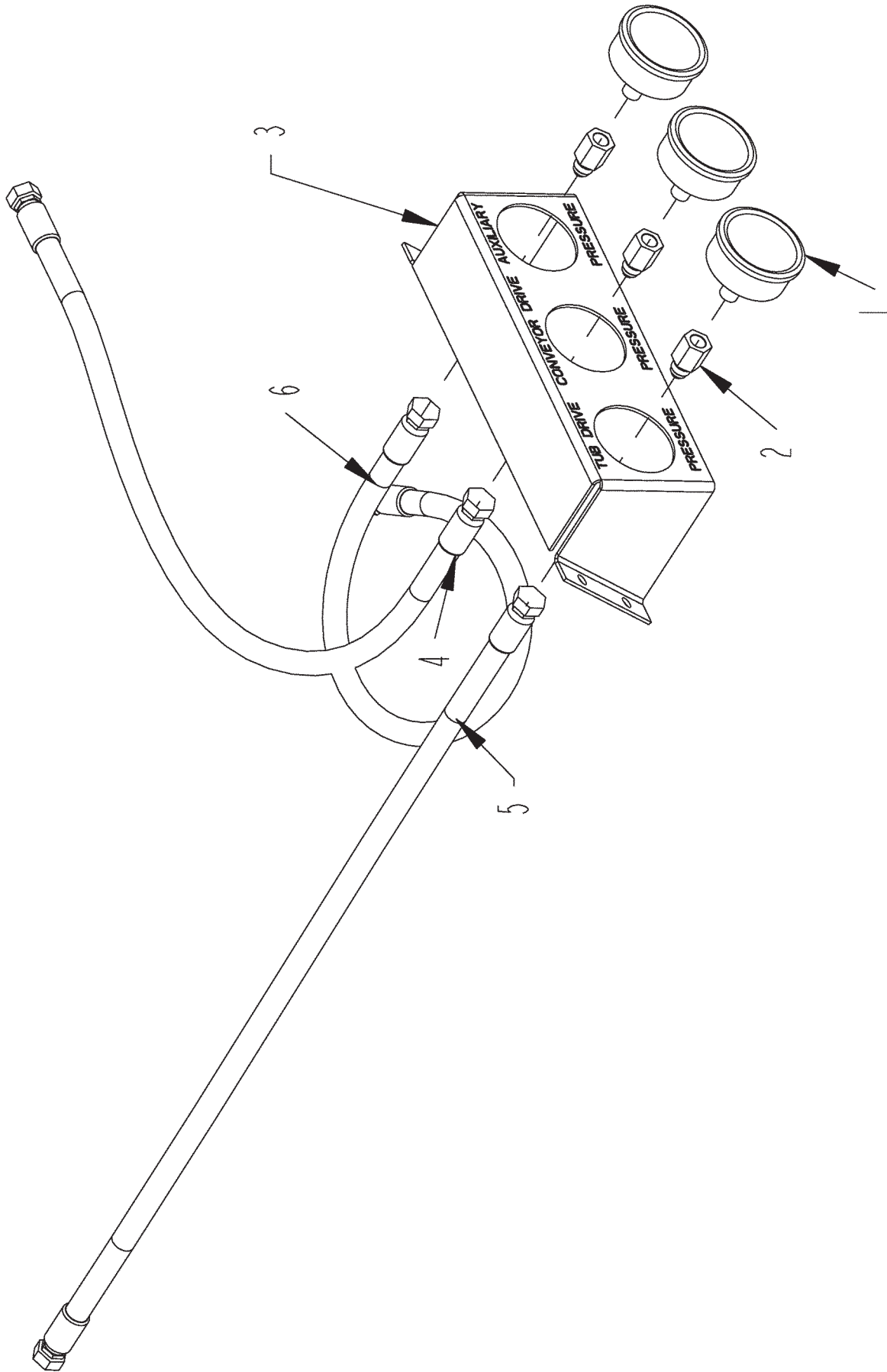
CONVEYOR RUN VALVE S.N. 0279 & UP



CONVEYOR RUN VALVE S.N. 0279 & UP


ITEM	PART	QTY.	PART DESCRIPTION
1	3800277	3	FTG\1-1/16MORX1-1/16MJIC\ST
2	3800279	2	FTG\1-1/16MORX1-1/16MJIC\90
3	3800670	3	FTG\1-1/16FJICX1-1/16MJICX1-1/16MJIC\RUN;TEE
4	3800971	2	FTG\7/16MOR\DIAG\MALE;QUICK;CPLR
5	3800977	2	FTG\7/16MORX7/16FOR\90D\ELL
6	3800978	2	FTG\9/16MORX7/16FORB
7	4000208	1	VLV\HYD\CNVYR\BLK\MFLD
8	4000210	1	VLV\HYD\AUX\BLK\MFLD
9	3700904	1	HOSE\HYD\3/4X24\1-1/16MJCX1-1/16FJIC PORT 1 CONVEYOR RUN TO TUBELINE
10	3700905	1	HOSE\HYD\3/4X28\1-1/16MJCX1-1/16FJIC PORT 2 CONVEYOR RUN TO TUBELINE
11	3700912	1	HOSE\HYD\3/4X32\1-1/16FJICX1-1/16FJC OUTLET PORT 2 CONVEYOR TO 12 R6X-S PORT 2
12	3700927	1	HOSE\HYD\3/4X84\1-1/16FJICX1-1/16FJC PRESSURE INLET CONVEYOR RUN TO REAR PUMP
13	3700685	1	TUBE\STL\3/4X78\FJICXFJC
14	3700685	1	TUBE\STL\3/4X78\FJICXFJC

1150 PRESSURE GAUGES THRU S.N. 0278
1155 PRESSURE GAUGES



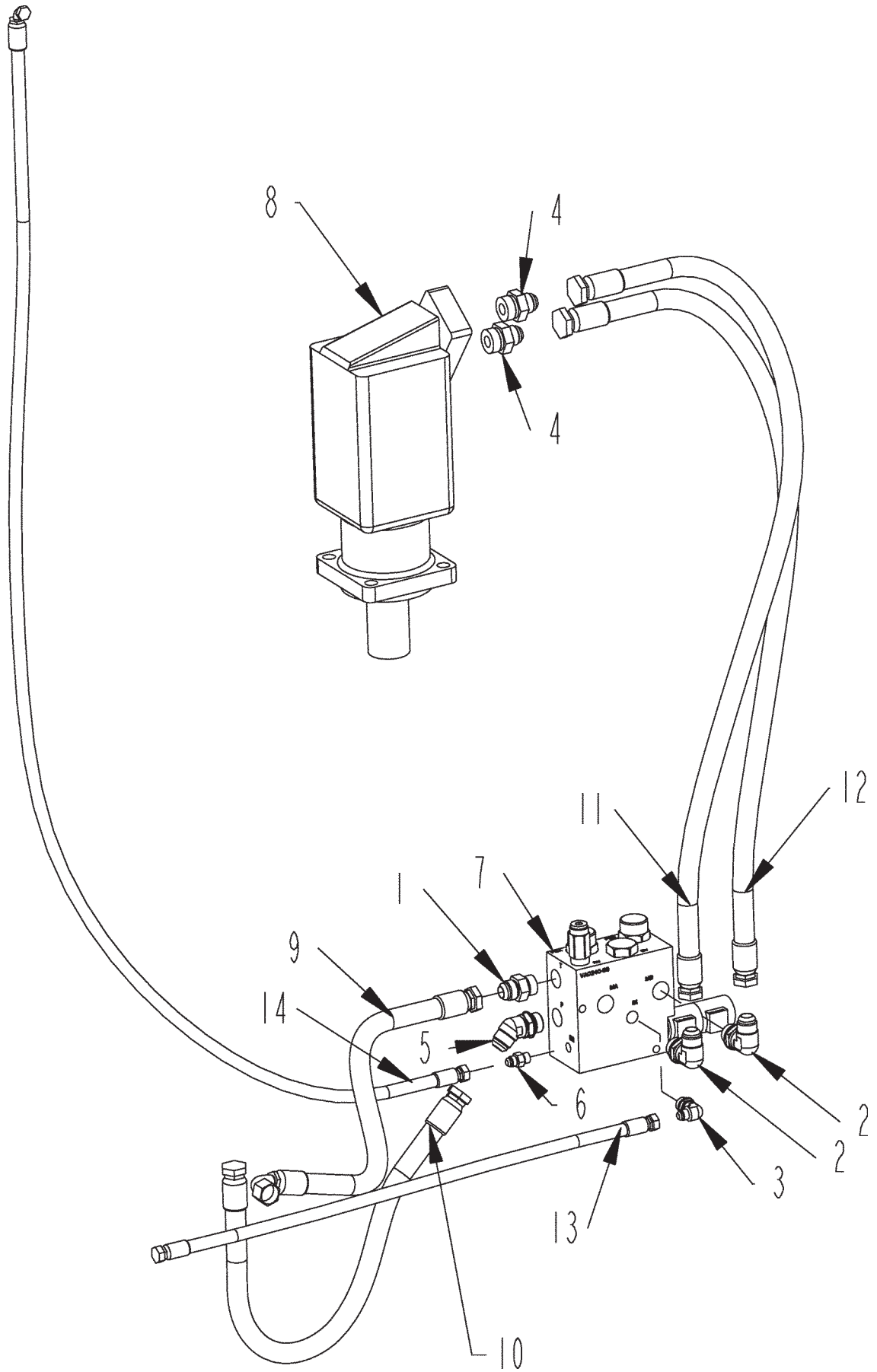
1150 PRESSURE GUAGES THRU S.N. 0278
1155 PRESSURE GUAGES

ITEM	PART	QTY.	PART DESCRIPTION
1	3800381	3	GAUGE\3000PSI\REARSTEM
2	3800758	3	FTG\9/16MJICX1/4FP\ADPT
3	4501922	1	BRKT\GAUGE
4	3700913	1	HOSE\HYD\3/8X34\9/16FJICS CONVEYOR RUN VALVE G PORT TO GAUGE
5	3700914	1	HOSE\HYD\3/8X42\9/16FJICS TUB DRIVE G PORT TO GAUGE
6	3700915	1	HOSE\HYD\3/8X22\9/16FJICS AUX VALVE TO GAUGE
	3701550		HOSE\KIT\1155\PRESSURE_GAUGE



1150 PRESSURE GUAGES S.N. 0279 & UP

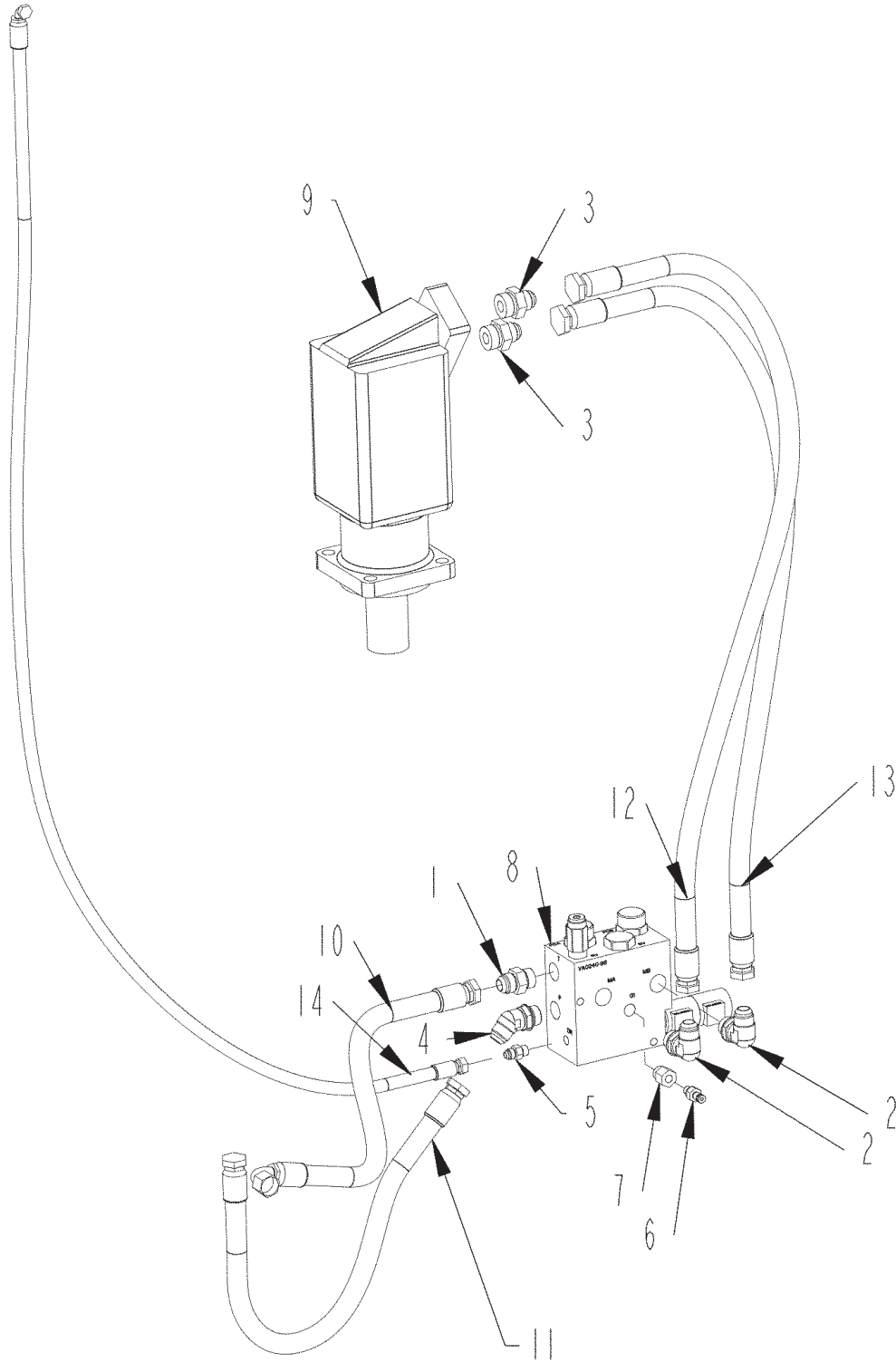
ITEM	PART	QTY.	PART DESCRIPTION
1	3800381	1	GAUGE\3000PSI\REAR STEM
2	3800758	1	FTG\9\16MJICX1\4FP\ADPT
3	3800763	1	FTG\7\16MORX9\16MJIC\ST
4	3800976	1	FTG\7\16FOR\DIAG\FEMALE;QUICK;CPLR
5	3700914	1	HOSE\HYD\3\8X42\9\16FJICS



TUB DRIVE MOTOR THRU S.N. 0278

ITEM	PART	QTY.	PART DESCRIPTION
1	3800277	1	FTG\1-1/16MORX1-1/16MJIC\ST
2	3800279	2	FTG\1-1/16MORX1-1/16MJIC\90
3	3800453	1	FTG\3/4MORX9/16MJIC\90
4	3800526	2	FTG\1-5/16MORX1-1/16MJIC\ST
5	3800532	1	FTG\1-1/16MORX1-1/16MJIC\45
6	3800631	1	FTG\9/16MORX9/16MJIC\ST
7	4000207	1	VLV\HYD\TUB\BLK\MFLD
8	4200121	1	MTR\HYD\40.6\10000\2-1/4>
9	3700909	1	HOSE\HYD\3/4X21\1-1/16FJC90X1-1/16FJC PORT T TUB DRIVE VALVE TO RUN OF 12 R6X-S
10	3700910	1	HOSE\HYD\3/4X23\1-1/16FJCX1-1/16FJC PORT P OF TUB DRIVE VALVE TO PORT CF GOVERNOR VALVE
11	3700691	1	HOSE\HYD\3/4X89\1-1/16FJCX1-1/16FJC PORT MA TUB DRIVE VALVE TO TUB ORBIT MOTOR
12	3700691	1	HOSE\HYD\3/4X89\1-1/16FJCX1-1/16FJC PORT MB TUB DRIVE VALVE TO TUB ORBIT MOTOR
13	3700914	1	HOSE\HYD\3/8X42\9/16FJICS TUB DRIVE G PORT TO GAUGE
14	3700925	1	HOSE\HYD\3/8X108\9/16FJCX9/16FJC90 TUB VALVE CASE DRAIN TO TANK

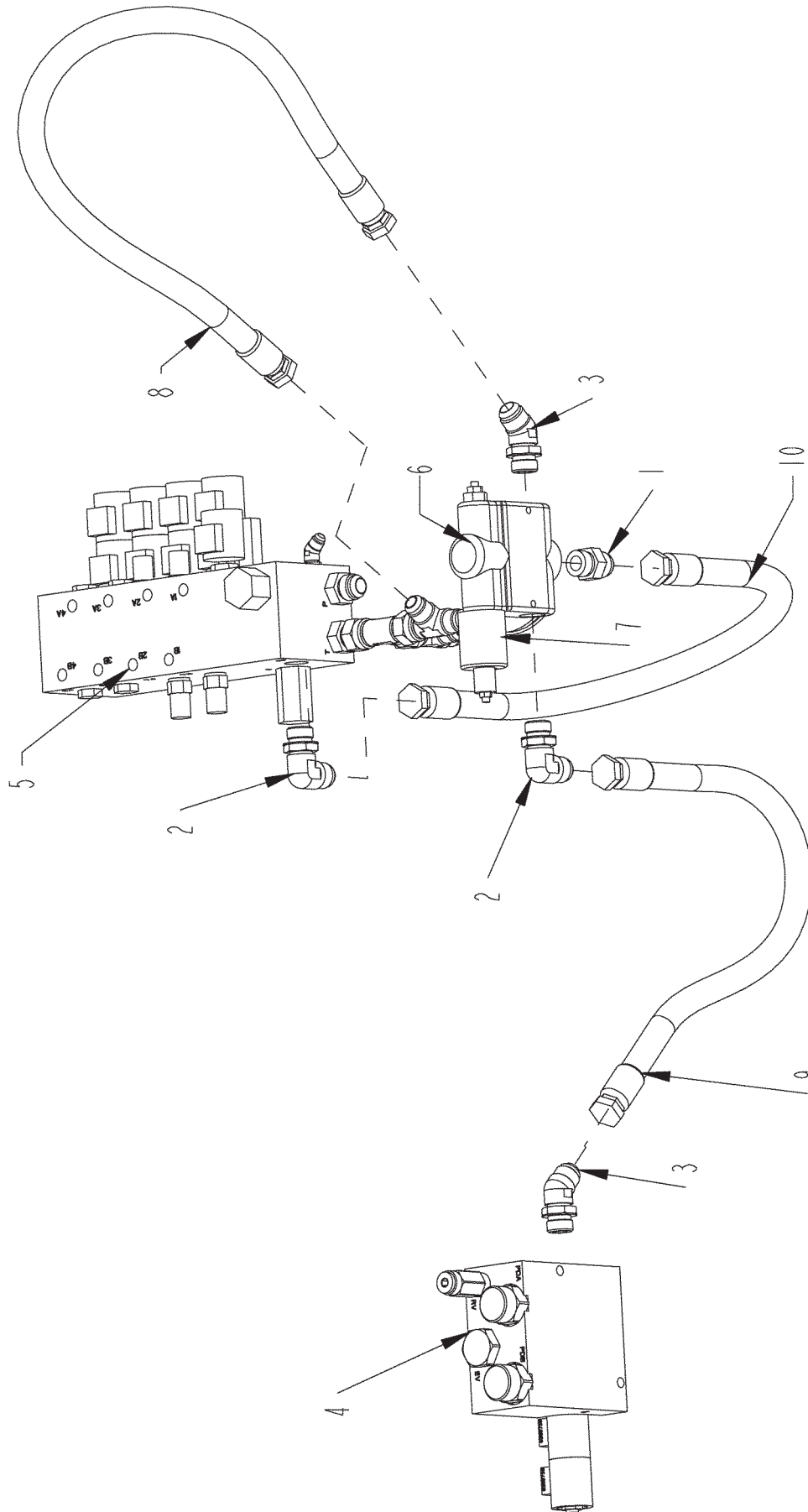
TUB DRIVE MOTOR S.N. 0279 AND UP



TUB DRIVE MOTOR S.N. 0279 AND UP

ITEM	PART	QTY.	PART DESCRIPTION
1	3800277	1	FTG\1-1/16MORX1-1/16MJIC\ST
2	3800279	2	FTG\1-1/16MORX1-1/16MJIC\90
3	3800526	2	FTG\1-5/16MORX1-1/16MJIC\ST
4	3800532	1	FTG\1-1/16MORX1-1/16MJIC\45
5	3800631	1	FTG\9/16MORX9/16MJIC\ST
6	3800971	1	FTG\7/16MOR\DIAG\MALE;QUICK;CPLR
7	3800979	1	FTG\3/4MORX7/16FORB
8	4000207	1	VLV\HYD\TUB\BLK\MFLD
9	4200121	1	MTR\HYD\40.6\10000\2-1/4>
10	3700909	1	HOSE\HYD\3/4X21\1-1/16FJC90X1-1/16FJC PORT T TUB DRIVE VALVE TO RUN OF 12 R6X-S
11	3700910	1	HOSE\HYD\3/4X23\1-1/16FJCX1-1/16FJC PORT P OF TUB DRIVE VALVE TO PORT CF GOVERNOR VALVE
12	3700691	1	HOSE\HYD\3/4X89\1-1/16FJCX1-1/16FJC PORT MA TUB DRIVE VALVE TO TUB ORBIT MOTOR
13	3700691	1	HOSE\HYD\3/4X89\1-1/16FJCX1-1/16FJC PORT MB TUB DRIVE VALVE TO TUB ORBIT MOTOR
14	3700925	1	HOSE\HYD\3/8X108\9/16FJCX9/16FJC90 TUB VALVE CASE DRAIN TO TANK
NOT SHOWN			
	3800977		FTG\7/16MORX7/16FOR\90D\ELL

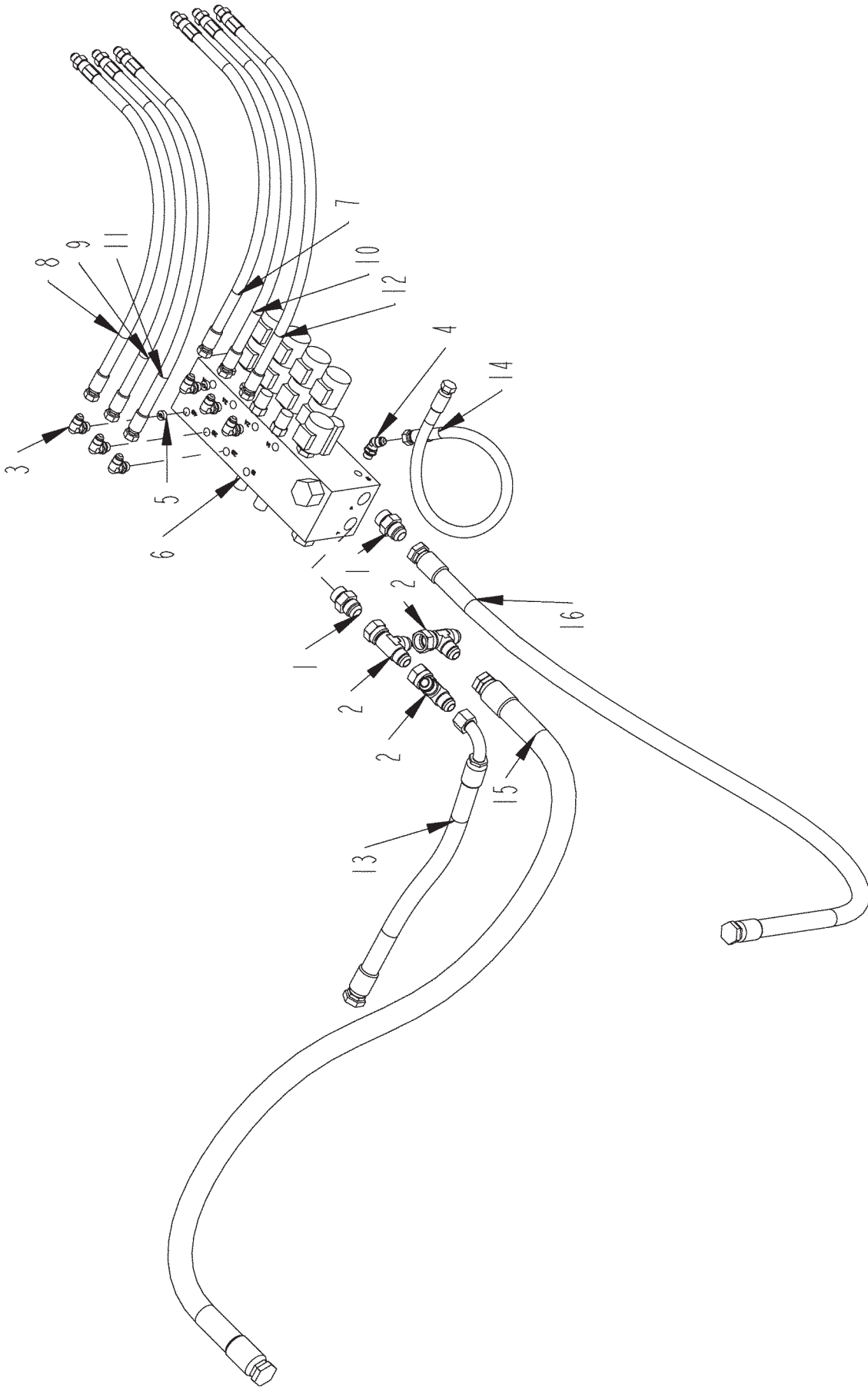
GOVERNOR VALVE



GOVERNOR VALVE

ITEM	PART	QTY.	PART DESCRIPTION
1	3800277	3	FTG\1-1/16MORX1-1/16MJIC\ST
2	3800279	2	FTG\1-1/16MORX1-1/16MJIC\90
3	3800532	2	FTG\1-1/16MORX1-1/16MJIC\45
4	4000207	1	VLV\HYD\TUB\BLK\MFLD
5	4000210	1	VLV\HYD\AUX\BLK\MFLD
6	4300072	2	VALVE\SERVO\30GPM\24V
7	4300074	1	VALVE\SOLENOID\24V\BRAND
8	3700908	1	HOSE\HYD\3/4X21\1-1/16FJCX1-1/16FJC PORT EX GONERNOR VALVE TO BRANCH OF 12 R6X-S
9	3700910	1	HOSE\HYD\3/4X23\1-1/16FJCX1-1/16FJC PORT P OF TUB DRIVE VALVE TO PORT CF GOVERNOR VALVE
10	3800911	1	HOSE\HYD\3/4X34\1-1/16FJCX1-1/16FJC PORT MP AUX VALVE TO INLET PORT OF GOVERNOR VALVE

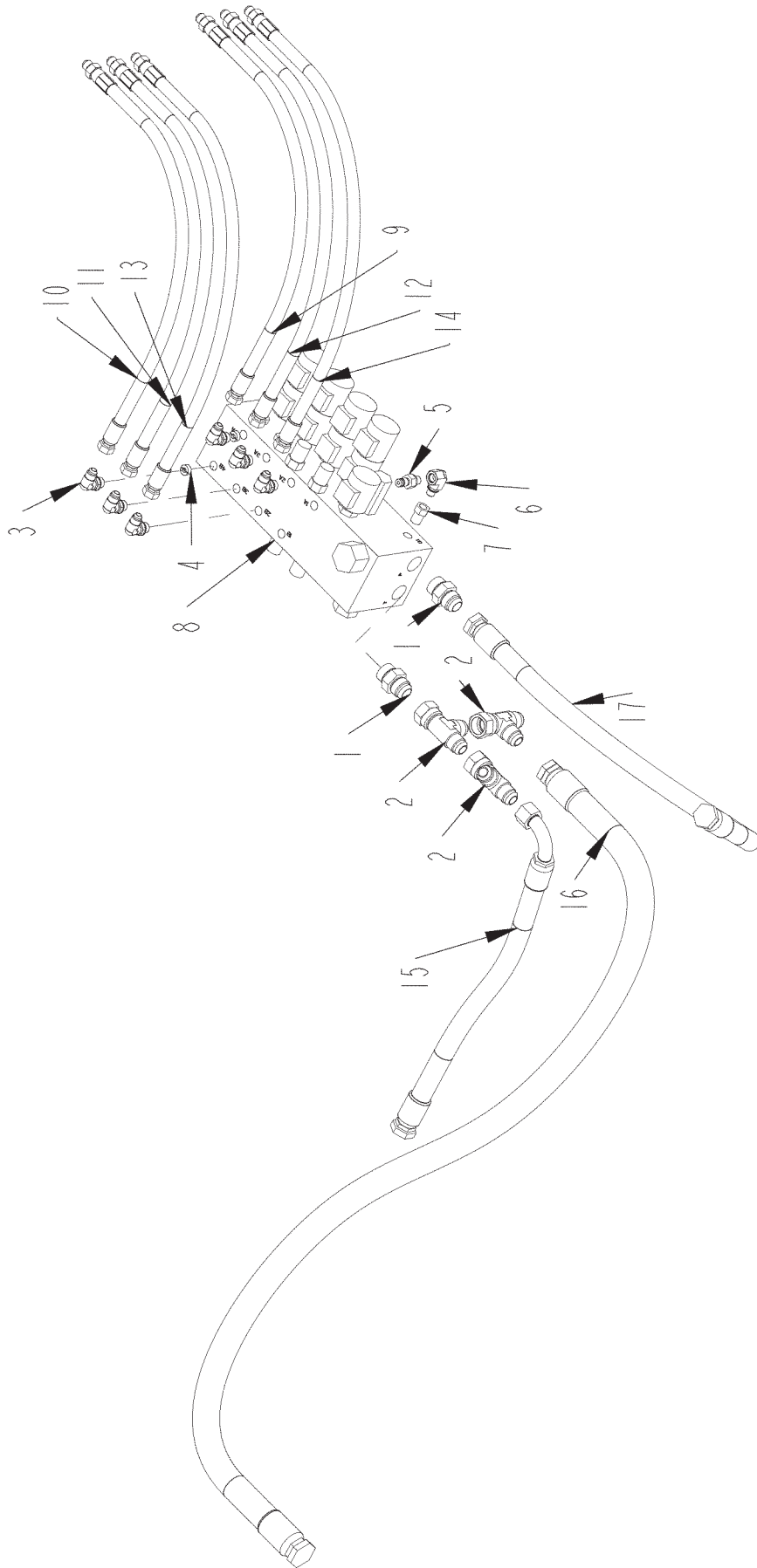
AUXILIARY VALVE THRU S.N. 0278



AUXILIARY VALVE THRU S.N. 0278

ITEM	PART	QTY.	PART DESCRIPTION
1	3800277	2	FTG\1-1/16MORX1-1/16MJIC\ST
2	3800670	3	FTG\1-1/16FJICX1-1/16MJICX1-1/16MJIC\RUN;TEE
3	3800757	6	FTG\9/16MORX9/16MJIC\90
4	3800760	1	FTG\9/16MORX9/16MJIC\45
5	3800770	2	FTG\3/4MOR\ORFICE\0.0490"
6	4000210	1	VLV\HYD\AUX\BLK\MFLD
7	3700901	1	HOSE\HYD\3/8X27\3/4MJCX9/16FJIC PORT 4A AAUX VALVE TO TUBELINE
8	3700890	1	HOSE\HYD\3/8X28\3/4MJCX9/16FJC PORT 4B AUV VALVE TO TUBELINE
9	3700767	1	HOSE\HYD\3/8X30\3/4MJCX9/16FJC PORT 3B AUX VALVE TO TUBELINE
10	3700767	1	HOSE\HYD\3/8X30\3/4MJCX9/16FJC PORT 3A AUX VALVE TO TUBELINE
11	3700768	1	HOSE\HYD\3/8X29\3/4MJCX9/16FJC PORT 2B AUX VALVE TO TUBELINE
12	3700902	1	HOSE\HYD\3/8X31\3/4MJCX9/16FJC PORT 2A AUX VALVE TO TUBELINE
13	3700909	1	HOSE\HYD\3/4X21\1-1/16FJC90X1-1/16FJC PORT T TUB DRIVE VALVE TO RUN OF 12 6RX-S RETURN
14	3700915	1	HOSE\HYD\3/8X22\9/16FJICS AUX VALVE TO GAUGE
15	3700924	1	HOSE\HYD\1X62\1-1/16FJICX1-5/16FJIC\90 TEE'S ON AUX VALVE T PORT TO COOLER SUPPLY TUBELINE
16	3700927	1	HOSE\HYD\3/4X84\1-1/16FJCX1-1/16FJC PRESSURE INLET CONVEYOR RUN TO REAR PUMP

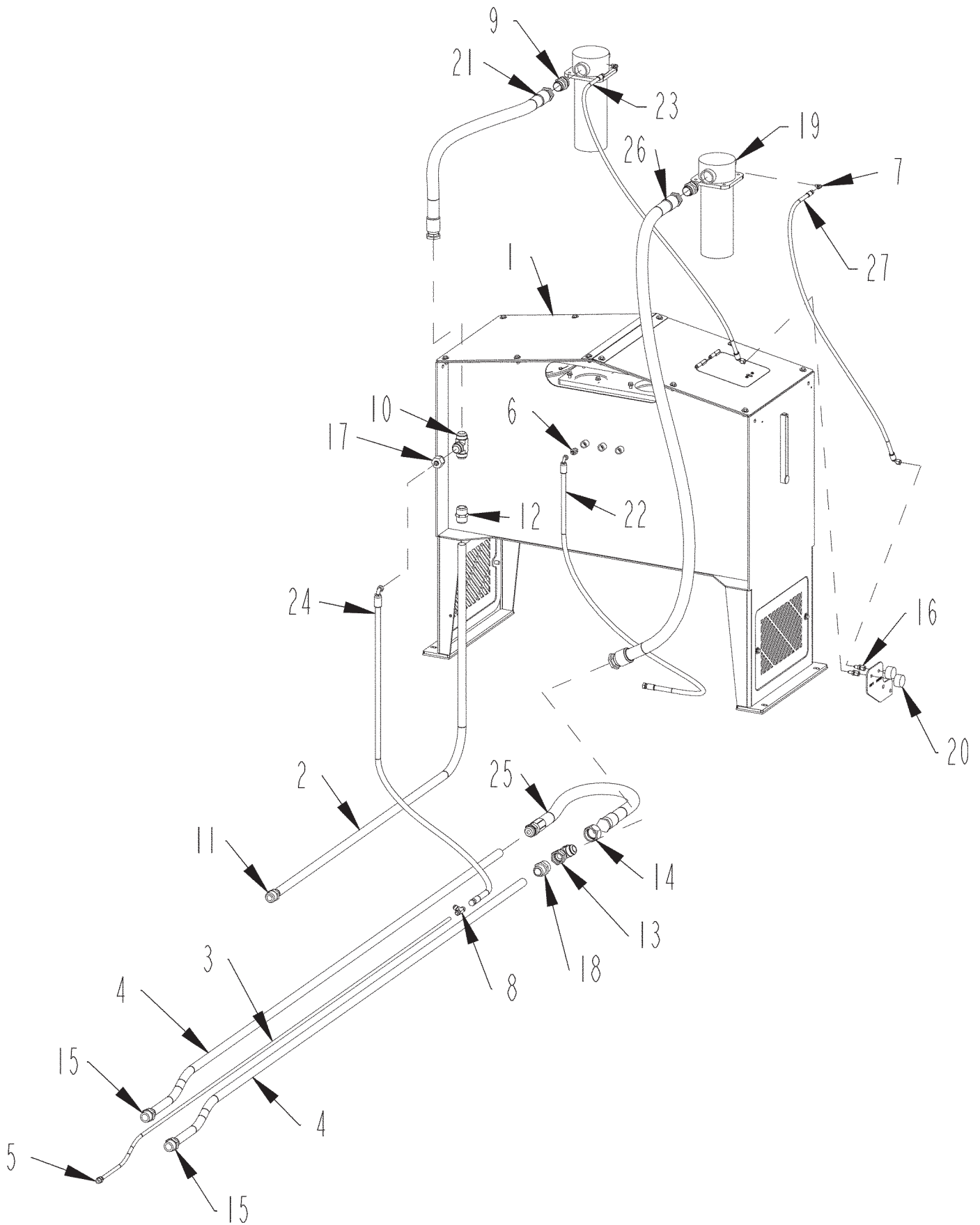
AUXILIARY VALVE S.N. 0279 & UP



AUXILIARY VALVE S.N. 0279 & UP

ITEM	PART	QTY.	PART DESCRIPTION
1	3800277	2	FTG\1-1/16MORX1-1/16MJIC\ST
2	3800670	3	FTG\1-1/16FJICX1-1/16MJICX1-1/16MJIC\RUN;TEE
3	3800757	6	FTG\9/16MORX9/16MJIC\90
4	3800770	2	FTG\3/4MOR\ORFICE\0.0490"
5	3800971	1	FTG\7/16MOR\DIAG\MALE;QUICK;CPLR
6	3800977	1	FTG\7/16MORX7/16FOR\90D\ELL
7	3800978	1	FTG\9/16MORX7/16FORB
8	4000210	1	VLV\HYD\AUX\BLK\MFLD
9	3700901	1	HOSE\HYD\3/8X27\3/4MJCX9/16FJIC PORT 4A AUX VALVE TO TUBELINE
10	3700890	1	HOSE\HYD\3/8X28\3/4MJCX9/16FJC PORT 4B AUV VALVE TO TUBELINE
11	3700767	1	HOSE\HYD\3/8X30\3/4MJCX9/16FJC PORT 3B AUX VALVE TO TUBELINE
12	3700767	1	HOSE\HYD\3/8X30\3/4MJCX9/16FJC PORT 3A AUX VALVE TO TUBELINE
13	3700768	1	HOSE\HYD\3/8X29\3/4MJCX9/16FJC PORT 2B AUX VALVE TO TUBELINE
14	3700902	1	HOSE\HYD\3/8X31\3/4MJCX9/16FJC PORT 2A AUX VALVE TO TUBELINE
15	3700909	1	HOSE\HYD\3/4X21\1-1/16FJC90X1-1/16FJC PORT T TUB DRIVE VALVE TO RUN OF 12 6RX-S RETURN
16	3700924	1	HOSE\HYD\1X62\1-1/16FJICX1-5/16FJIC\90 TEE'S ON AUX VALVE T PORT TO COOLER SUPPLY TUBELINE
17	3700927	1	HOSE\HYD\3/4X84\1-1/16FJICX1-1/16FJC PRESSURE INLET CONVEYOR RUN TO REAR PUMP

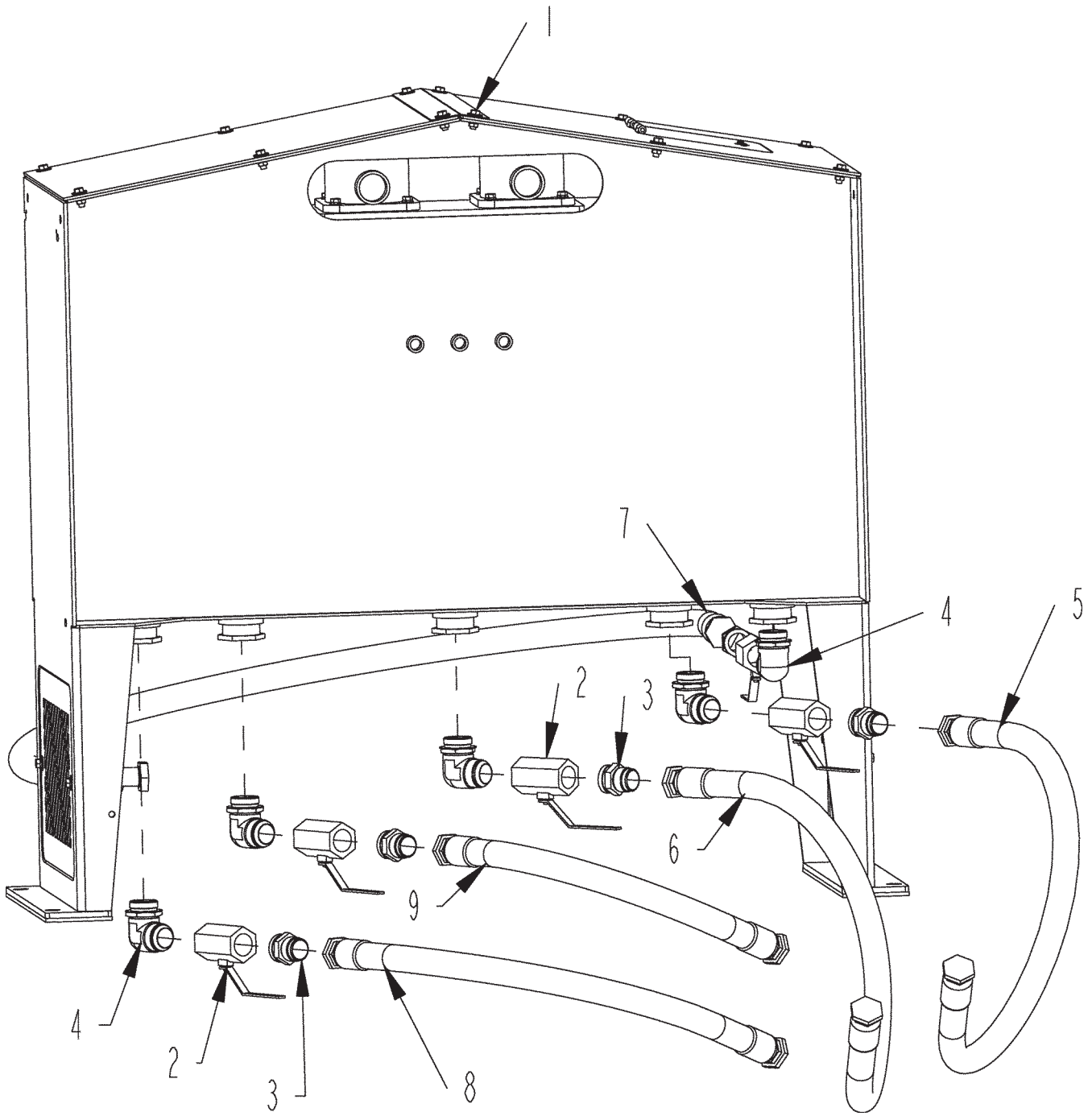
HYDRAULIC OIL TANK A



HYDRAULIC OIL TANK A

ITEM	PART	QTY.	PART DESCRIPTION
HYDRAULIC TANK - HOOD LOADER			
1	4502260	1	TANK\OIL\ASSY (COMPLETE)
2	3700952	1	MAIN HYDRAULIC COOLER RETURN
3	3700954	1	HOOD LOADER PILOT LINES
4	3700955	2	LINE\TUBE\LOADER
5	3800080	1	FTG\3\4\MJICX1\2MP\ST\SOLID
6	3800530	1	FTG\3\4\MORX9\16MJIC\ST
7	3800584	2	FTG\7\16MJICX1\4MP\90
8	3800766	1	FTG\3\4\MJICX3\4MJICX3\4MJIC\TEE
9	3800808	2	FTG\1-7\8MORX1-5\8MJIC\ST
10	3800913	1	FTG\1-5\8MJICX1-5\8MJICX1-5\8MJIC
11	3800929	1	FTG\1-5\8MJICX1-5\16MJIC\UNION
12	3800930	1	FTG\1-5\8MJIC\UNION
13	3800932	1	FTG\1-7\8FJICX1-7\8MJICX1-7\8MJIC\RUN;TEE
14	3800933	1	FTG\1-7\8FJICX1-5\8MJIC\ADPT\W\NUT
15	3800934	2	FTG\1-5\8MJICX1MP\ST\SOLID
16	3800937	2	FTG\7\16MJICX7\16FP\BULKHEAD
17	3800956	1	FTG\1-5\8FJICX3\4MJIC
18	3900931	1	FTG\1-7\8MJICX1-5\8MJIC\UNION
19	4400043	2	FILTER\HYDRAULIC\RETURN\IN-TANK ELEMENT 4400074
20	4400066	2	GAUGE\FLTR\25PSI\1\8NPT
21	3700923	1	HOSE\HYD\1-1\4X41\1-5\8FJICX1-5\8FJIC RETURN COOLER TUBELINE TO FILTER IN TANK
22	3700925	1	HOSE\HYD\3\8X108\9\16FJICX9\16FJIC90 TUB VALVE CASE DRAIN TO TANK
23	3701022	1	HOSE\HYD\1\4X56\1\4FJICX1\4FJIC90 FILTER IN TANK TO REMOTE MOUNT RESTRICTOR GAUGE
24	3701023	1	HOSE\HYD\1\2X54\3\4FJICX3\4FJIC\90 PILOT SYSTEM RETURN TO TANK TUBELINE TEE
25	3700942	1	HOSE\HYD\1-1\4X44\1-5\8MJICX1-5\8FJIC HOOD LOADER BYPASS RETURN HOSE
26	3700943	1	HOSE\HYD\1-1\2X94\1-7\8FJICX1-7\8FJIC HOOD LOADER RETURN TUBELINE TO FILTER IN TANK
27	3701022	1	HOSE\HYD\1\4X56\1\4FJICX1\4FJIC90 FILTER IN TANK TO REMOTE MOUNT RESTRICTOR GAUGE
NOT SHOWN			
	3800490	2	FTG\3\4\MOR\PLUG\HEX
HYDRAULIC TANK - WITH NO HOOD LOADER			
1	4502260	1	TANK\OIL\ASSY (COMPLETE)
2	3700952	1	MAIN HYDRAULIC COOLER RETURN
6	3800530	1	FTG\3\4\MORX9\16MJIC\ST
7	3800584	2	FTG\7\16MJICX1\4MP\90
9	3800808	2	FTG\1-7\8MORX1-5\8MJIC\ST
11	3800929	1	FTG\1-5\8MJICX1-5\16MJIC\UNION
12	3800930	1	FTG\1-5\8MJIC\UNION
16	3800937	2	FTG\7\16MJICX7\16FP\BULKHEAD
19	4400043	2	FILTER\HYDRAULIC\RETURN\IN-TANK ELEMENT 4400074
20	4400066	2	GAUGE\FLTR\25PSI\1\8NPT
21	3700923	1	HOSE\HYD\1-1\4X41\1-5\8FJICX1-5\8FJIC RETURN COOLER TUBELINE TO FILTER IN TANK
22	3700925	1	HOSE\HYD\3\8X108\9\16FJICX9\16FJIC90 TUB VALVE CASE DRAIN TO TANK
23	3701022	1	HOSE\HYD\1\4X56\1\4FJICX1\4FJIC90 FILTER IN TANK TO REMOTE MOUNT RESTRICTOR GAUGE
NOT SHOWN			
	3800490	2	FTG\3\4\MOR\PLUG\HEX

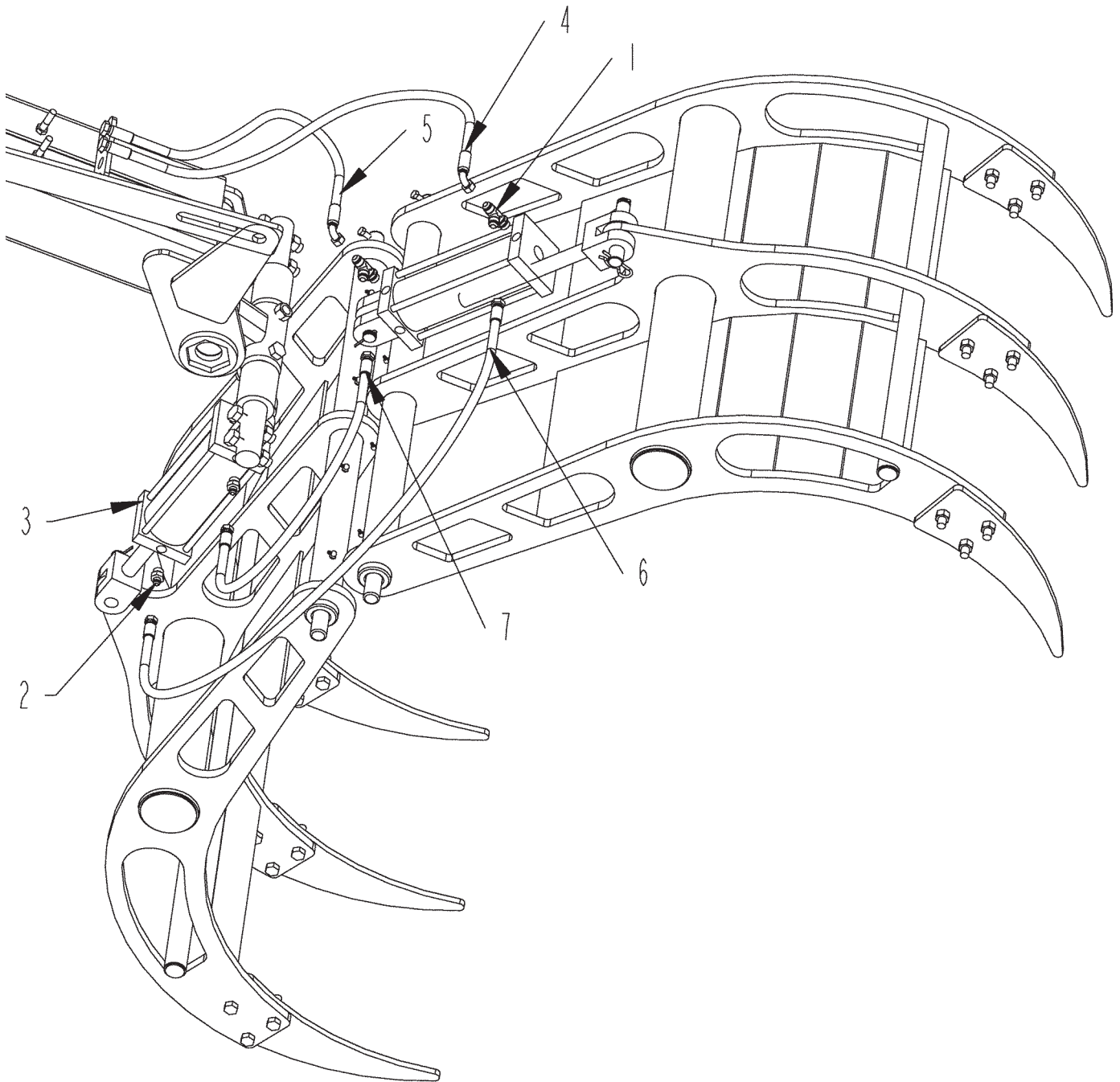
HYDRAULIC OIL TANK B



HYDRAULIC OIL TANK B

ITEM	PART	QTY.	PART DESCRIPTION
HYDRAULIC TANK - HOOD LOADER			
1	4502260	1	TANK\OIL\ASSY (COMPLETE)
2	3800740	5	VALVE\BALL\1-1/2\1-7/8\FOR\1/4 TURN\W\LOCK
3	3800808	5	FTG\1-7/8\MORX1-5/8\MJIC\ST
4	3800928	5	FTG\1-7/8\MORX1-7/8\MOR\90
5	3700934	1	HOSE\HYD\1-1/2X56\1-5/8\FJICX1-7/8\FJIC FRONT SUCTION PORT HOOD LOADER TANDEM PUMP TO TANK
6	3700935	1	HOSE\HYD\1-1/4X58\1-5/8\FJICX1-5/8\FJIC REAR SUCTION PORT HOOD LOADER TANDEM PUMP TO TANK
7	3700941	1	HOSE\HYD\1-1/4X59\1-5/8\FJICX1-5/8\FJIC\45 PILOT PUMP SUCTION PORT TO TANK
8	3700929	1	HOSE\HYD\1-1/4X28\1-5/8\FJICX1-5/8\FJIC TANK TO SUPPLY FRONT PORT TANDEM PUMP
9	3700930	1	HOSE\HYD\1-1/4X20\1-5/8\FJICX1-5/8\FJIC TANK TO SUPPLY REAR PORT TANDEM PUMP
HYDRAULIC TANK - WITH NO HOOD LOADER			
1	4502260	1	TANK\OIL\ASSY (COMPLETE)
2	3800740	2	VALVE\BALL\1-1/2\1-7/8\FOR\1/4 TURN\W\LOCK
3	3800808	2	FTG\1-7/8\MORX1-5/8\MJIC\ST
4	3800928	2	FTG\1-7/8\MORX1-7/8\MOR\90
5	3700934	1	HOSE\HYD\1-1/2X56\1-5/8\FJICX1-7/8\FJIC FRONT SUCTION PORT HOOD LOADER TANDEM PUMP TO TANK
6	3700935	1	HOSE\HYD\1-1/4X58\1-5/8\FJICX1-5/8\FJIC REAR SUCTION PORT HOOD LOADER TANDEM PUMP TO TANK
7	3700941	1	HOSE\HYD\1-1/4X59\1-5/8\FJICX1-5/8\FJIC\45 PILOT PUMP SUCTION PORT TO TANK
8	3700916	1	HOSE\HYD\1-1/4X60\1-5/8\FJICX1-5/8\FJIC TANK TO SUPPLY FRONT PORT TANDEM PUMP
9	3700917	1	HOSE\HYD\1-1/4X62\1-5/8\FJICX1-5/8\FJIC TANK TO SUPPLY REAR PORT TANDEM PUMP
NOT SHOWN			
	3800774	3	FTG\2-1/2\MOR\PLUG

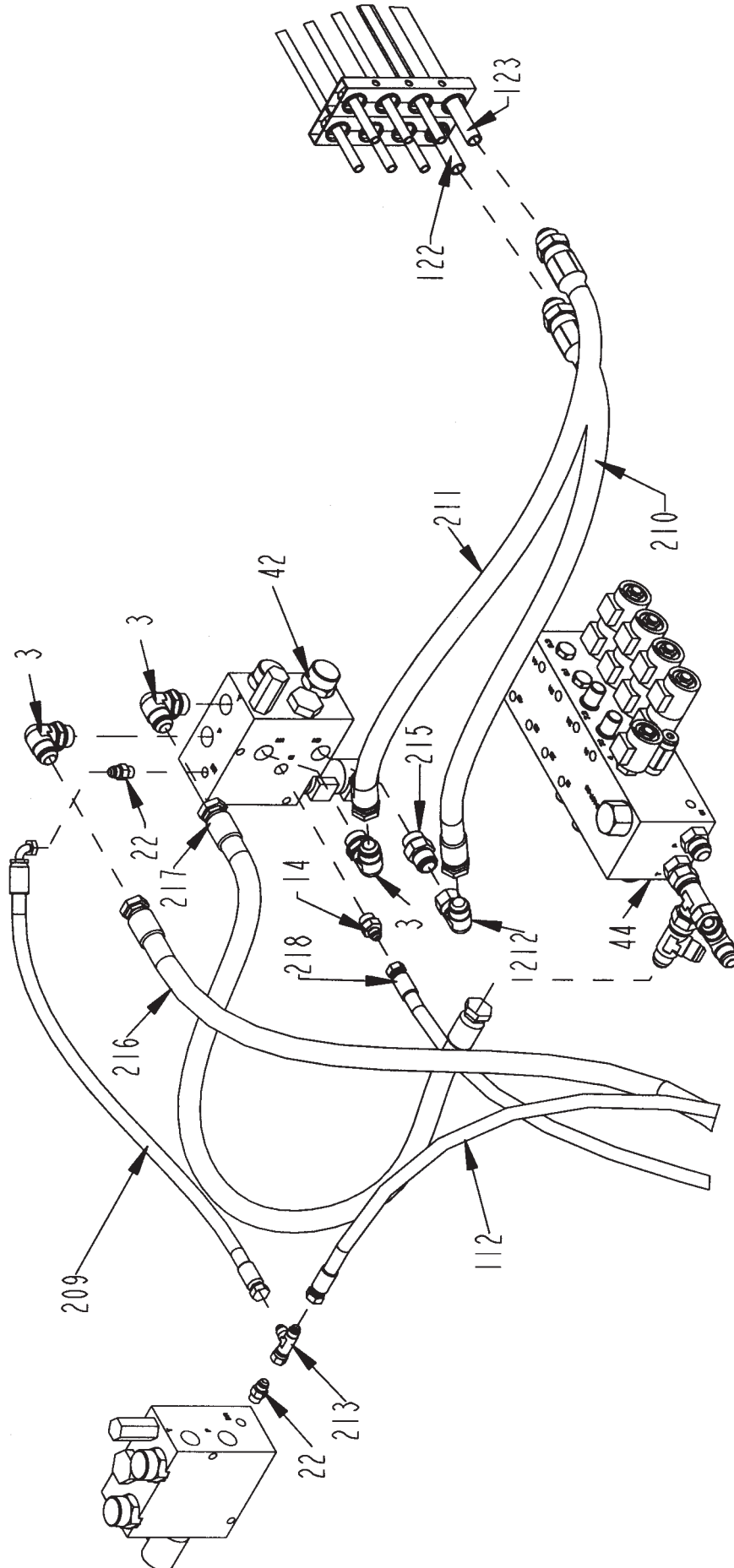
GRAPPLE LOADER



GRAPPLE LOADER

ITEM	PART	QTY.	PART DESCRIPTION
1	3800483	2	FTG\3/4MORX3/4MJICX3/4MJIC\RUN;TEE
2	3800530	2	FTG\3/4MORX9/16MJIC\ST
3	4100294	2	CYL\HYD\3-1/2X8
4	3700957	1	HOSE\HYD\3/8X54\7/8FJICX3/4FJIC\90 BOOM TUBELINE TO RUN OF ROD TEE
5	3700958	1	HOSE\HYD\3/8X42\7/8FJICX3/4FJIC\90 BOOM TUBELINE TO RUN OF CAP TEE
6	3700959	1	HOSE\HYD\3/8X 62\9/16FJICX3/4FJIC BRANCH OF ROD TEE TO ROD END 2ND CYLINDER
7	3700960	1	HOSE\HYD\3/8X39\9/16FJICX3/4FJIC BRANCH OF CAP END TEE TO CAP END 2ND CYLINDER

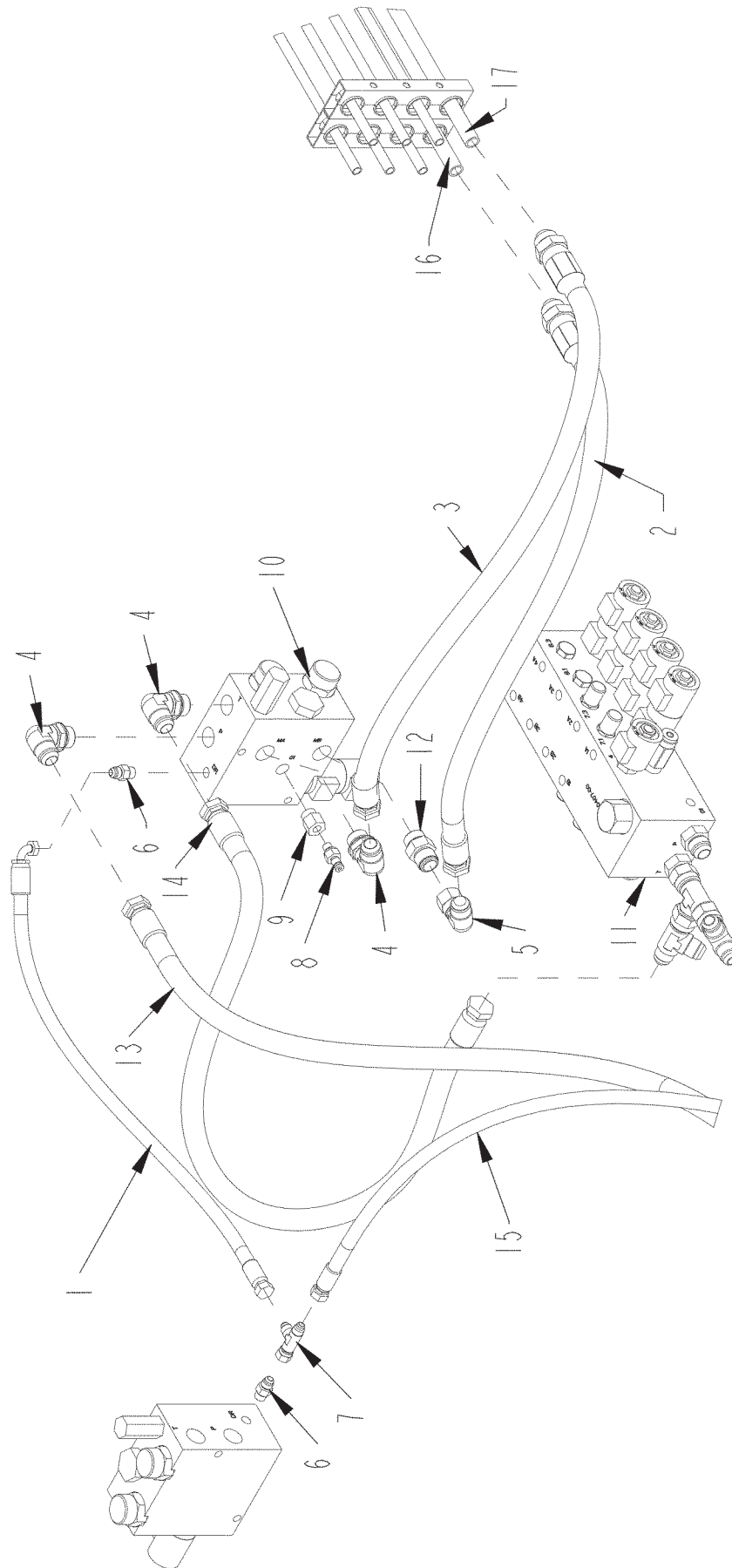
CONVEYOR RUN VALVE WITH REVERSE THRU S.N. 0278



CONVEYOR RUN VALVE WITH REVERSE THRU S.N. 0278

ITEM	PART	QTY.	PART DESCRIPTION
3	3800279	8	FTG\1-1/16MORX1-1/16MJIC\90
14	3800530	1	FTG\3/4MORX9/16MJIC\ST
22	3800631	2	FTG\9/16MORX9/16MJIC\ST
42	4000207	2	VLV\HYD\TUB\BLK\MFLD
44	4000210	1	VLV\HYD\AUX\BLK\MFLD
122	3700685	1	TUBE_7_1150001
123	3700685	1	TUBE_8_1150001
209	3700686	1	1150_CONVVALVE
210	3700689	1	HOSE\HYD\3/4X36\1-1/16MJCX1-1/16FJC
211	3700690	1	HOSE\HYD\3/4X40\1-1/16MJCX1-1/16FJC
212	3800280	1	FTG\1-1/16MJICX1-1/16FJIC\90\SW
213	3800759	1	FTG\9/16FJICSX9/16MJICX9/16MJIC\RUN;TEE
215	4000302	1	VALVE\CHECK\1-1/16MORX1-1/16MJIC W 0.08 ORIFICE
216			HOSE_32_1150_CONV_VALVE1
217			HOSE_38_1150_CONV_VALVE1
218			HOSE_41_1150_CONV_VALVE1

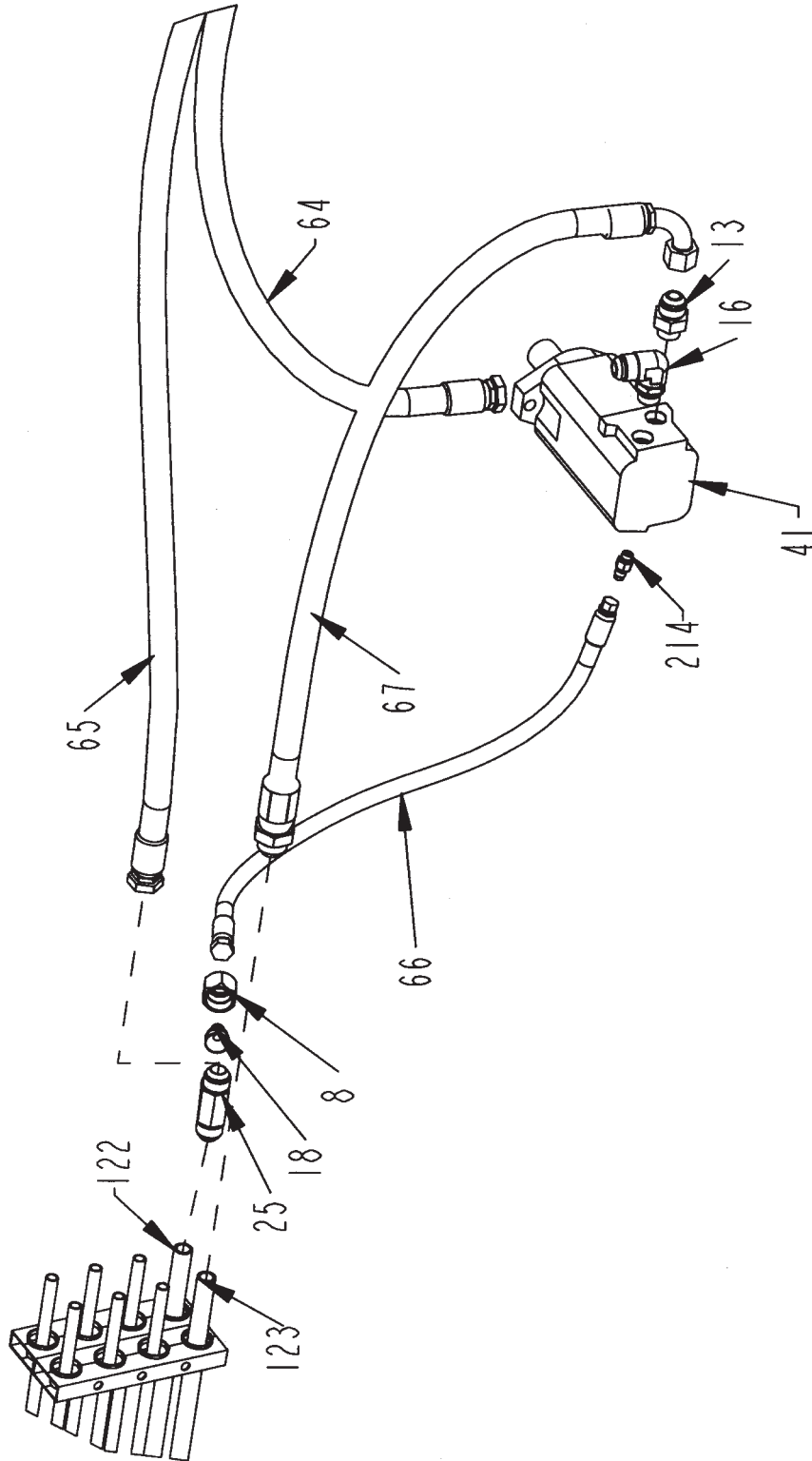
CONVEYOR RUN VALVE WITH REVERSE S.N. 0279 & UP



CONVEYOR RUN VALVE WITH REVERSE S.N. 0279 & UP

ITEM	PART	QTY.	PART DESCRIPTION
1	3700686	1	HOSE\HYD\3/8X29\9/16FJXC9/16FJC90 TUB VALVE CASE DRAIN TEE TO TUB VALVE
2	3700689	1	HOSE\HYD\3/4X36\1-1/16MJCX1-1/16FJC TUB VALVE MB PORT TO TUBELINE
3	3700690	1	HOSE\HYD\3/4X40\1-1/16MJCX1-1/16FJC TUB VALVE MA PORT TO TUBELINE
4	3800279	8	FTG\1-1/16MORX1-1/16MJIC\90
5	3800280	1	FTG\1-1/16MJICX1-1/16FJIC\90\SW
6	3800631	2	FTG\9/16MORX9/16MJIC\ST
7	3800759	1	FTG\9/16FJICSX9/16MJICX9/16MJIC\RUN;TEE
8	3800971	1	FTG\7/16MOR\DIAG\MALE;QUICK;CPLR
9	3800979	1	FTG\3/4MORX7/16FORB
10	4000207	2	VLV\HYD\TUB\BLK\MFLD
11	4000210	1	VLV\HYD\AUX\BLK\MFLD
12	4000302	1	VALVE\CHECK\1-1/16MORX1-1/16MJIC W .080 ORIFICE
13		1	HOSE_32_1150_CONV_VALVE
14		1	HOSE_38_1150_CONV_VALVE
15	3700925	1	HOSE\HYD\3/8X108\9/16FJXC9/16FJC90 TUB VALVE CASE DRAIN TO TANK
16	3700685	1	TUBE\STL\3/4X78\FJCFJC
17	3700685	1	TUBE\STL\3/4X78\FJCFJC

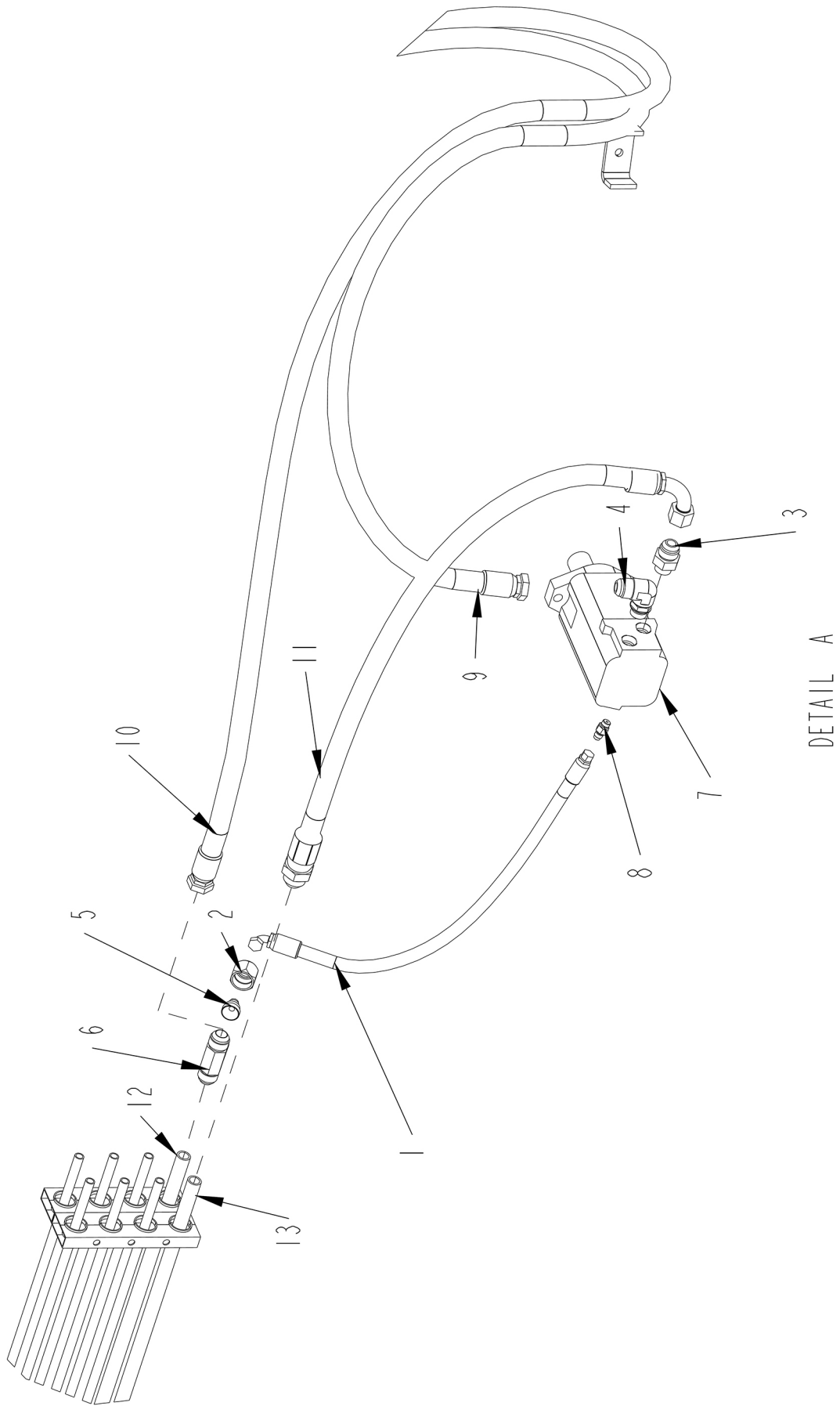
BELLY CONVEYOR MOTOR WITH REVERSE THRU S.N. 0278



BELLY CONVEYOR MOTOR WITH REVERSE THRU S.N. 0278

ITEM	PART	QTY.	PART DESCRIPTION
8	3800462	1	FTG\1-1/16NUTFJICS
13	3800527	1	FTG\7/8MORX1-1/16MJIC\ST
16	3800535	1	FTG\7/8MORX1-1/16MJIC\90
18	3800542	1	FTG\1-1/16FJICX9/16MJIC\ADPT
25	3800723	1	FTG\1-1/16MJICX1-1/16MJICX1-1/16MJIC\TEE
41	3900021	1	MTR\HYD\8\2000
64	3700677		HOSE\HYD\3/4X157
65	3700678		HOSE\HYD\3/4X171
66	3700688		HOSE\HYD\3/8X26\9/16FJICX7/16FJC
67	3700899		HOSE\HYD\3/4X46
122	3700685		TUBE\STL\3/4X78\FJICXFJC
123	3700685		TUBE\STL\3/4X78\FJICXFJC
214	4000227	1	VALVE\CHECK\7/16MORX7/16MJIC

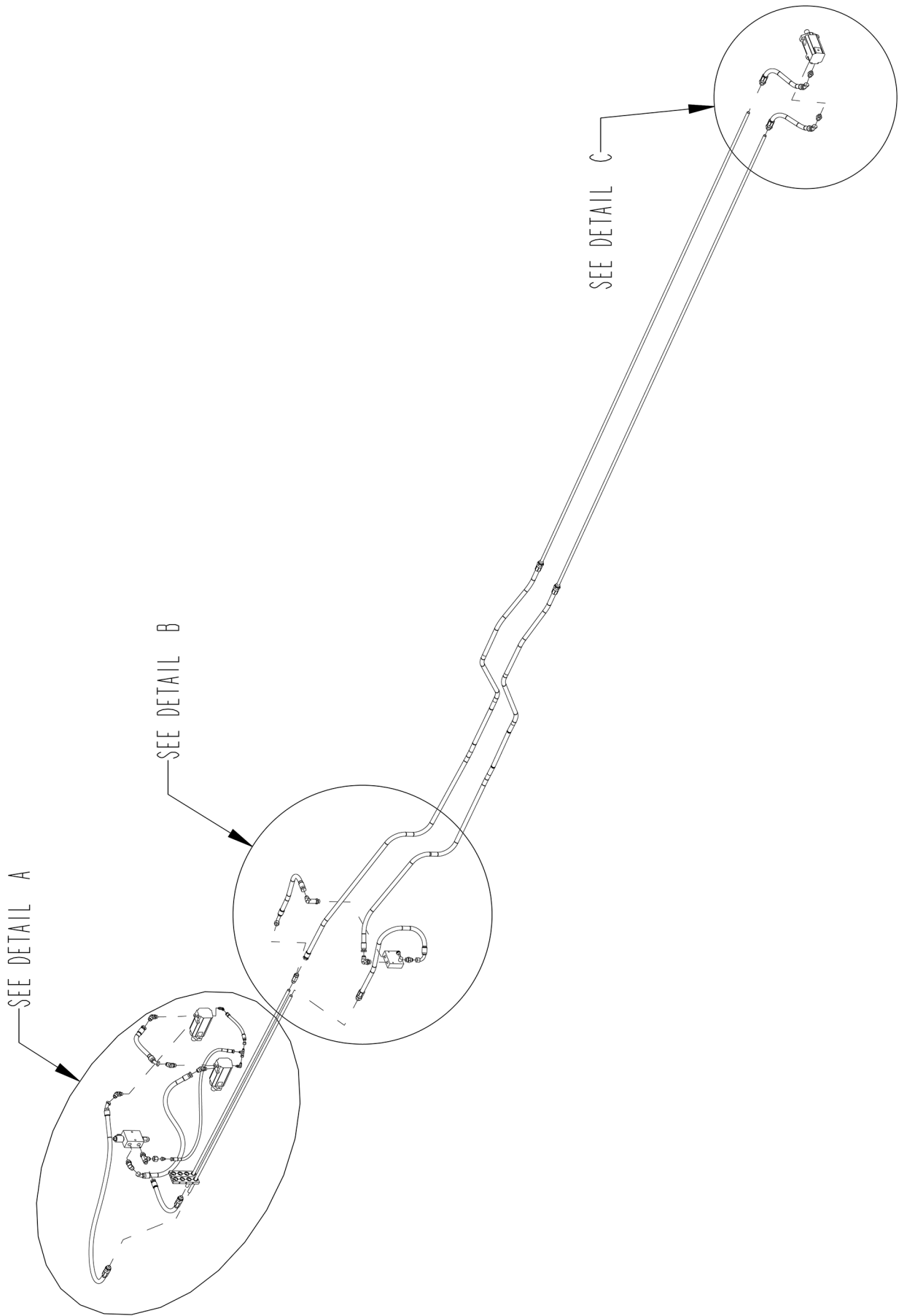
BELLY CONVEYOR MOTOR WITH REVERSE S.N. 0279 & UP



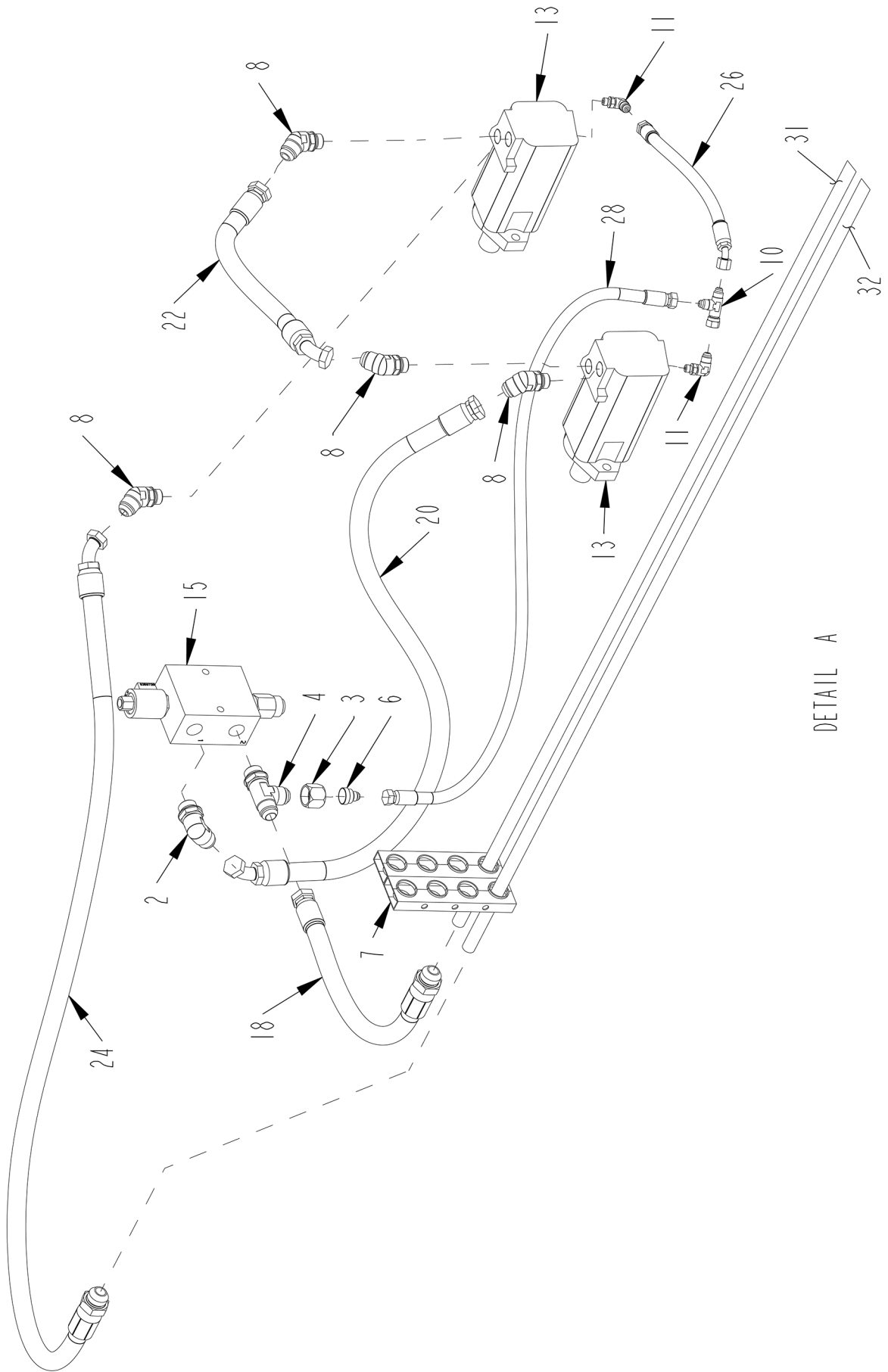
BELLY CONVEYOR MOTOR WITH REVERSE S.N. 0279 & UP

ITEM	PART	QTY.	PART DESCRIPTION
1	3701701	1	HOSE\HYD\3/8X26\9/16FJCX7/16FJC BELLY MOTOR CASE DRAIN
2	3800462	1	FTG\1-1/16NUTFJICS
3	3800527	1	FTG\7/8MORX1-1/16MJIC\ST
4	3800535	1	FTG\7/8MORX1-1/16MJIC\90
5	3800542	1	FTG\1-1/16FJICX9/16MJIC\ADPT
6	3800723	1	FTG\1-1/16MJICX1-1/16MJICX1-1/16MJIC\TEE
7	3900013	1	MTR\HYD\6.2\2000\SAE;A;>
8	4000227	1	VALVE\CHECK\7/16MORX7/16MJIC
9	3700677	1	HOSE\HYD\3/4X157\1-1/16MJCX1-1/16FJIC UPPER CONVEYOR TUBELINE TO OUTPORT BELLY ORBIT
10	3700678	1	HOSE\HYD\3/4X171\1-1/16MJICX1-1/16FJIC LOWER CONVEYOR TUBELINE TO INSIDE LOWER TUBELINE MAINFRAME
11	3700899	1	HOSE\HYD\3/4X46\1-1/16MJICX1-1/16FJIC\90 OUTSIDE LOWER TUBLINE MAINFRAME TO P PORT OF BELLY ORBIT
12	3700685	1	3/4 INCH STEEL TUBE LINE
13	3700685	1	3/4 INCH STEEL TUBE LINE

AUGER HYDRAULICS WITH FLOW CONTROL - OVERVIEW

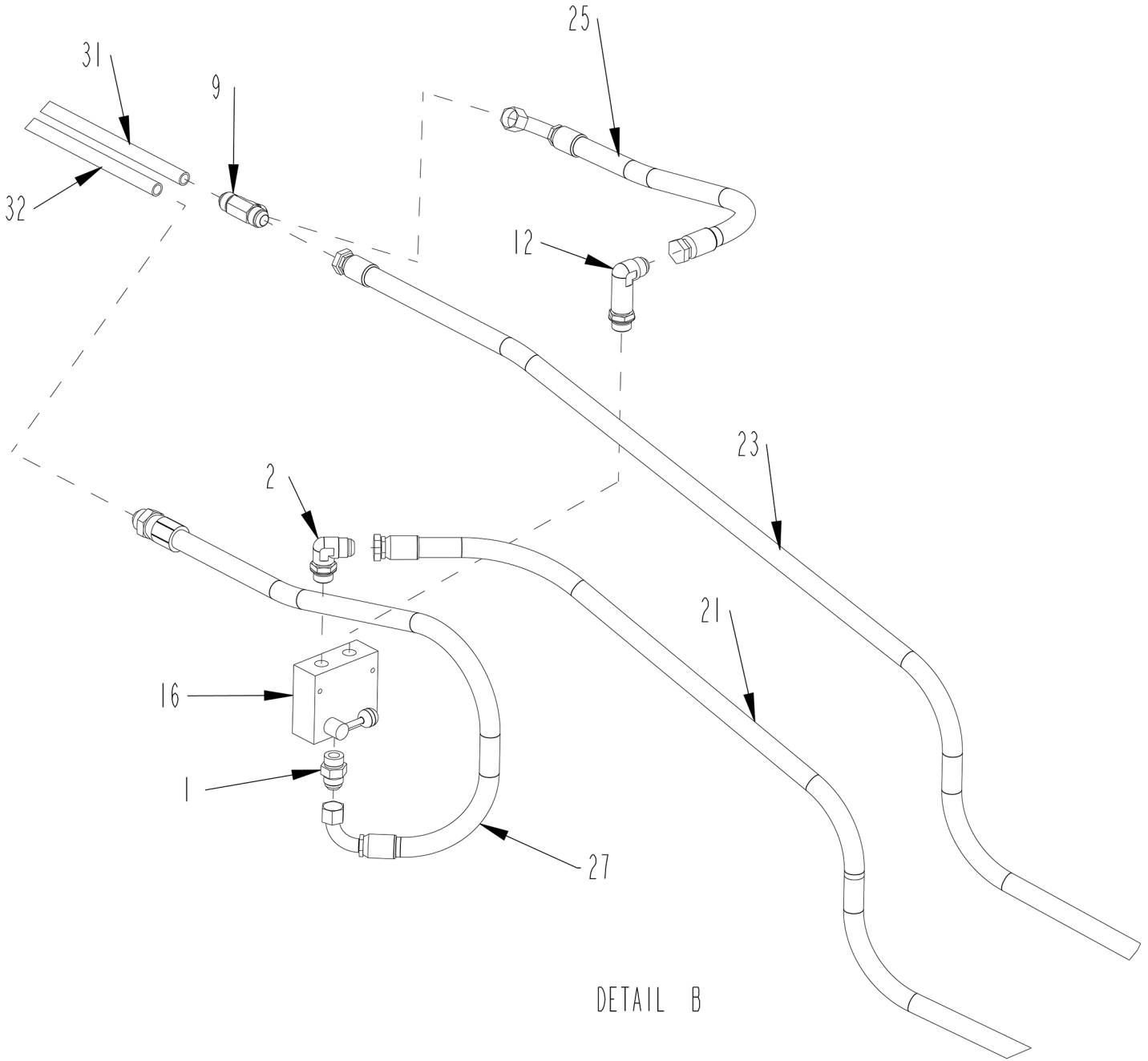


AUGER HYDRAULICS WITH FLOW CONTROL - DETAIL A

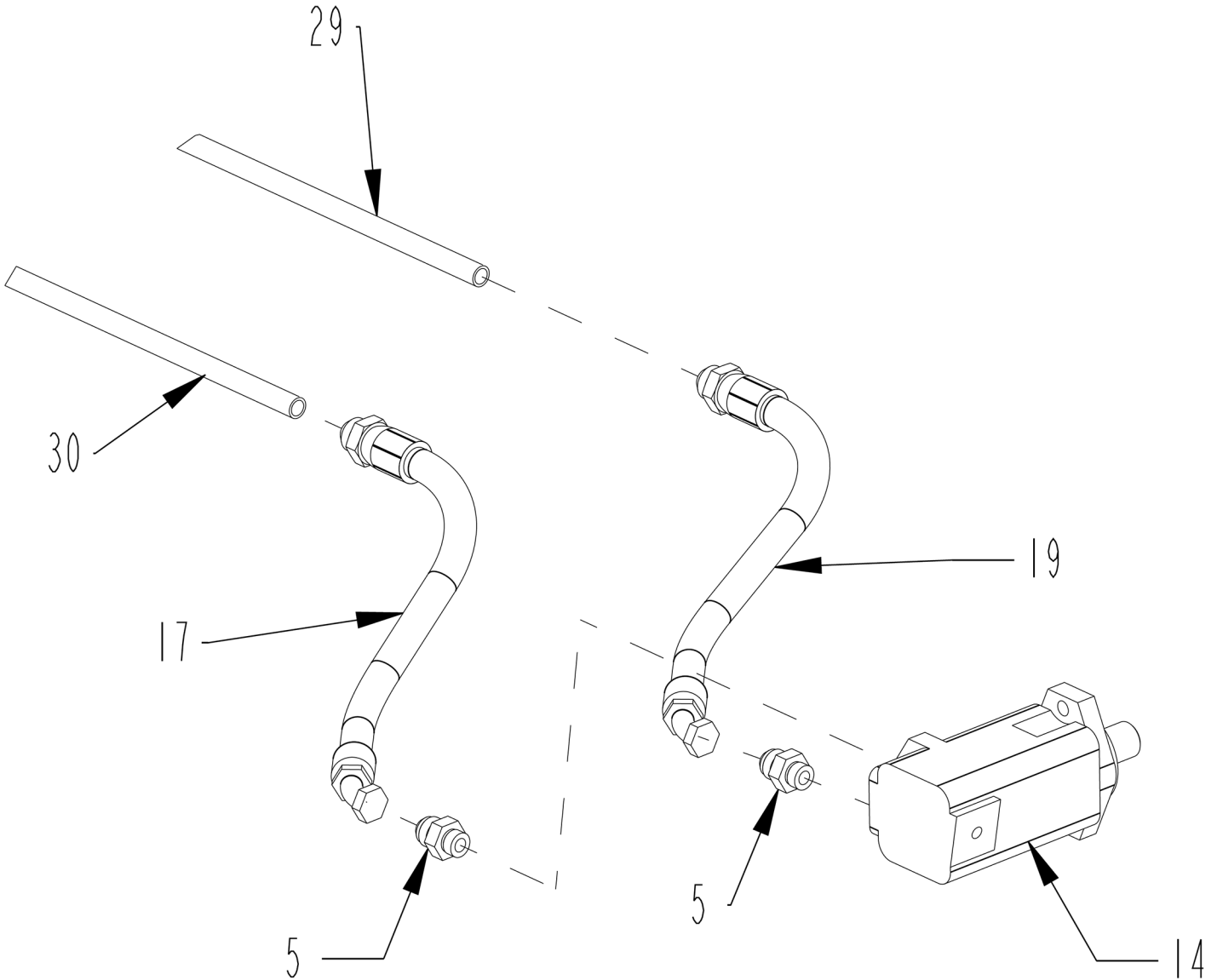


DETAIL A

AUGER HYDRAULICS WITH FLOW CONTROL - DETAIL B



AUGER HYDRAULICS WITH FLOW CONTROL - DETAIL C



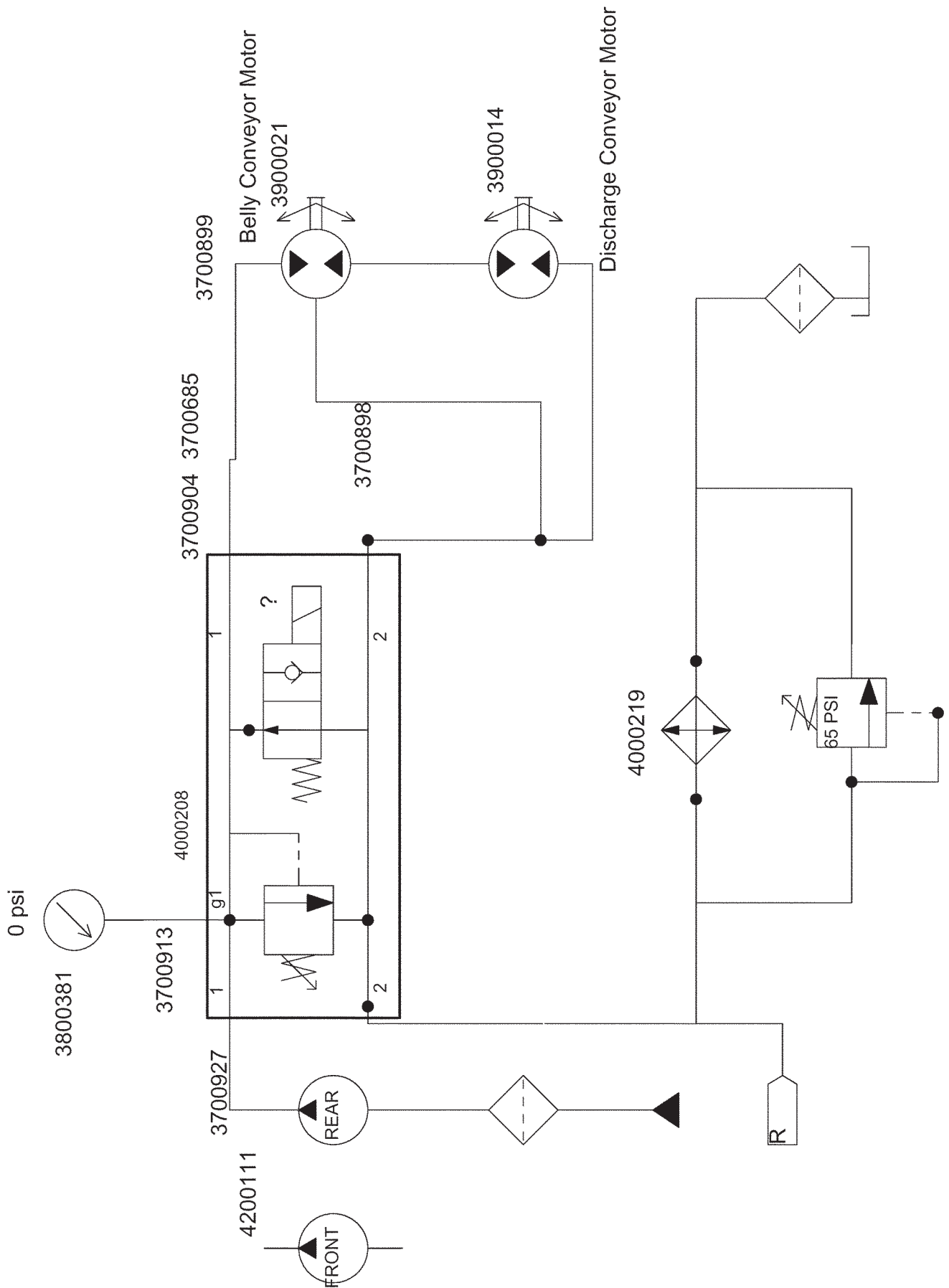
DETAIL C



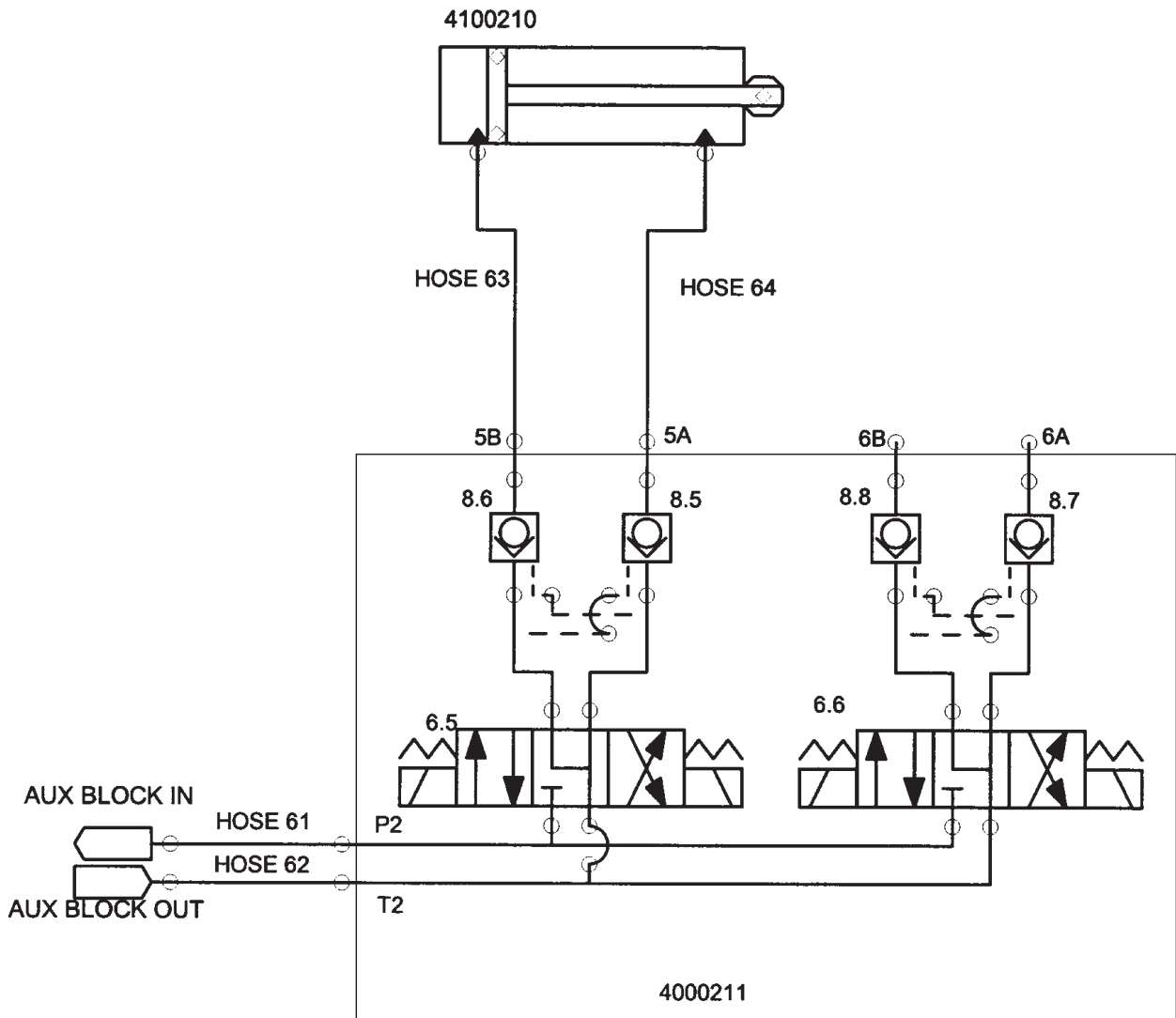
AUGER HYDRAULICS WITH FLOW CONTROL - PARTS LIST

ITEM	PART	QTY.	PART DESCRIPTION
1	3800277	1	FTG\1-1/16MORX1-1/16MJIC\ST
2	3800279	2	FTG\1-1/16MORX1-1/16MJIC\90
3	3800462	1	FTG\1-1/16NUTFJICS
4	3800463	1	FTG\1-1/16MORX1-1/16MJICX1-1/16MJIC\RUN;TEE
5	3800527	2	FTG\7/8MORX1-1/16MJIC\ST
6	3800542	1	FTG\1-1/16FJICX9/16MJIC\ADPT
7	3800551	4	CLAMP\HOSE\1-1/4\4HOLES
8	3800669	4	FTG\1-1/16MJICX7/8MOR\45
9	3800723	1	FTG\1-1/16MJICX1-1/16MJICX1-1/16MJIC\TEE
10	3800759	1	FTG\9/16FJICSX9/16MJICX9/16MJIC\RUN;TEE
11	3800762	2	FTG\7/16MORX9/16MJIC\90
12	3800894	1	FTG\1-1/16MORX1-1/16MJIC\90
13	3900005	2	MTR\HYD\14.9\2000\SAE;A
14	3900014	1	MTR\HYD\9.6\2000\1-1/4SH
15	4000208	1	VLV\HYD\CNVYR\BLK\MFLD
16	4000301	1	VALVE\FLW-CRTL\RD-112-30
17	3700896	1	HOSE\HYD\3/4X24\1-1/16MJCX1-1/16FJC45
18	3700905	1	HOSE\HYD\3/4X28\1-1/16MJCX1-1/16FJIC>
19	3700897	1	HOSE\HYD\3/4X25\1-1/16MJCX1-1/16FJC45>
20	3701476	1	HOSE\HYD\3/4X49\1-1/16FJX1-1/16FJC45DEG
21	3700677	1	HOSE\HYD\3/4X157
22	3701396	1	HOSE\HYD\3/4X16\1-1/16FJC90X1-1/16FJC
23	3700678	1	HOSE\HYD\3/4X171
24	3701477	1	HOSE\HYD\3/4X63\1-1/16MJCX1-1/16FJIC45
25	3700684	1	HOSE\HYD\3/4X23
26	3701157	1	HOSE\HYD\3/8X15\9/16FJIC45X9/16FJICS
27	3701478	1	HOSE\HYD\3/4X41\1-1/16MJX1-1/16FJC90DEG
28	3701479	1	HOSE\HYD\3/8X50\9/16FJIC
29	3700761	1	TUBE\STL\3/4X182\1-1/16FJC
30	3700761	1	TUBE\STL\3/4X182\1-1/16FJC
31	3700685	1	TUBE\STL\3/4X78\FJCXFJC
32	3700685	1	TUBE\STL\3/4X78\FJCXFJC

CONVEYOR HYDRAULIC CIRCUIT



HAY GUIDE HYDRAULIC CIRCUIT



TUB HYDRAULIC CIRCUIT

SEE FOLD OUT PAGE FO-1 IN APPENDIX A

24V STANDARD SCHEMATIC

SEE FOLD OUT PAGE FO-2 IN APPENDIX A

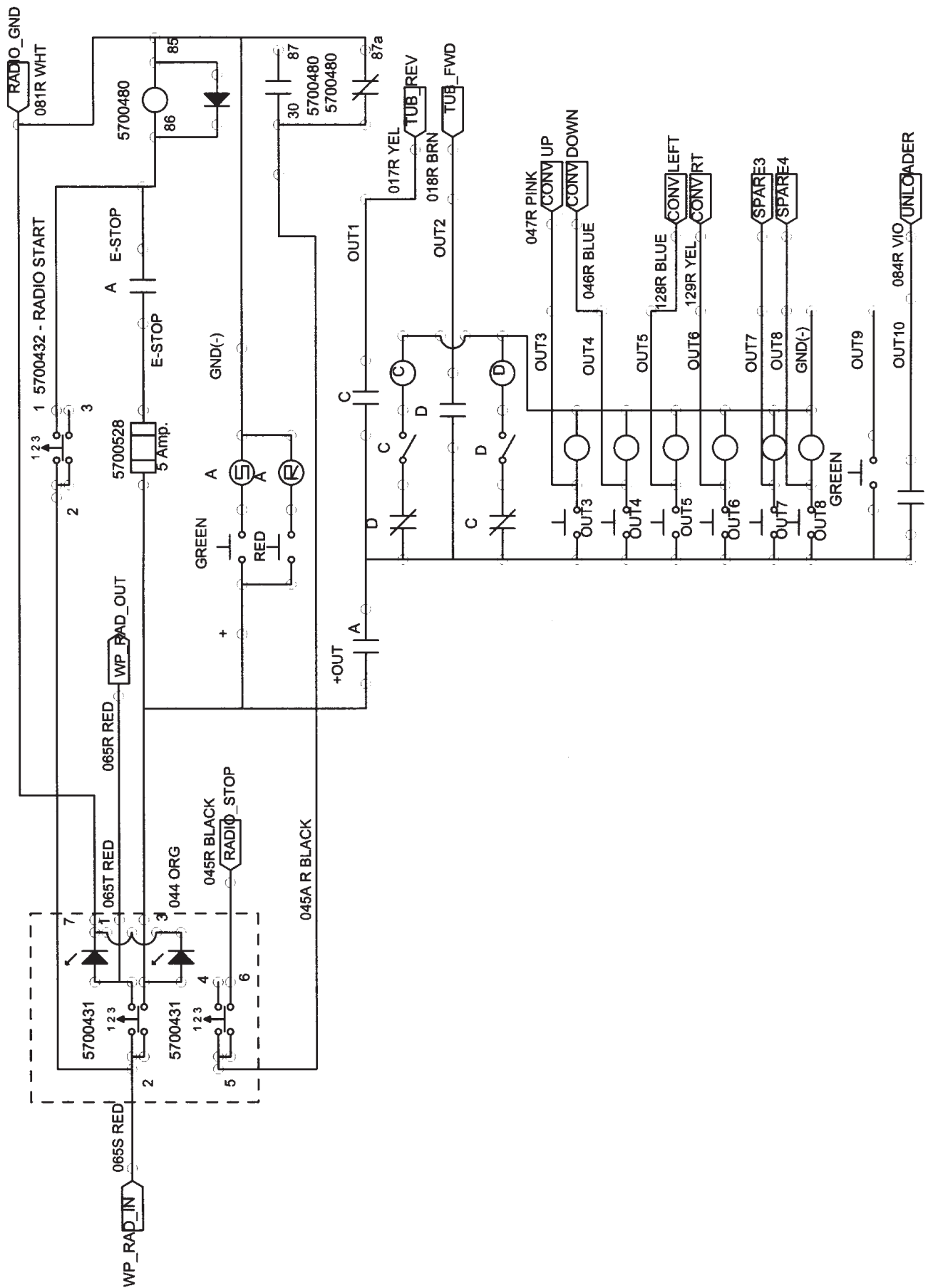
MAIN HARNESS - LOADER PANEL (5700698)

SEE FOLD OUT PAGE FO-3 IN APPENDIX A

MAIN HARNESS - CONTROL PANEL (5700758)

SEE FOLD OUT PAGE FO-4 IN APPENDIX A

REMOTE RADIO SCHEMATIC



WIRING HARNESES

MAIN HARNESS - MACHINE (5700759-761)

SEE FOLDOUT PAGE FO-5 IN APPENDIX A

LIGHTS & SENSOR HARNESS (5700760-762)

SEE FOLDOUT PAGE FO-6 IN APPENDIX A

LOADER HARNESS - CONTROL PANEL (5700763)

SEE FOLDOUT PAGE FO-7 IN APPENDIX A

LOADER HARNESS ENGINE - ENGINE SECTION (5700764)

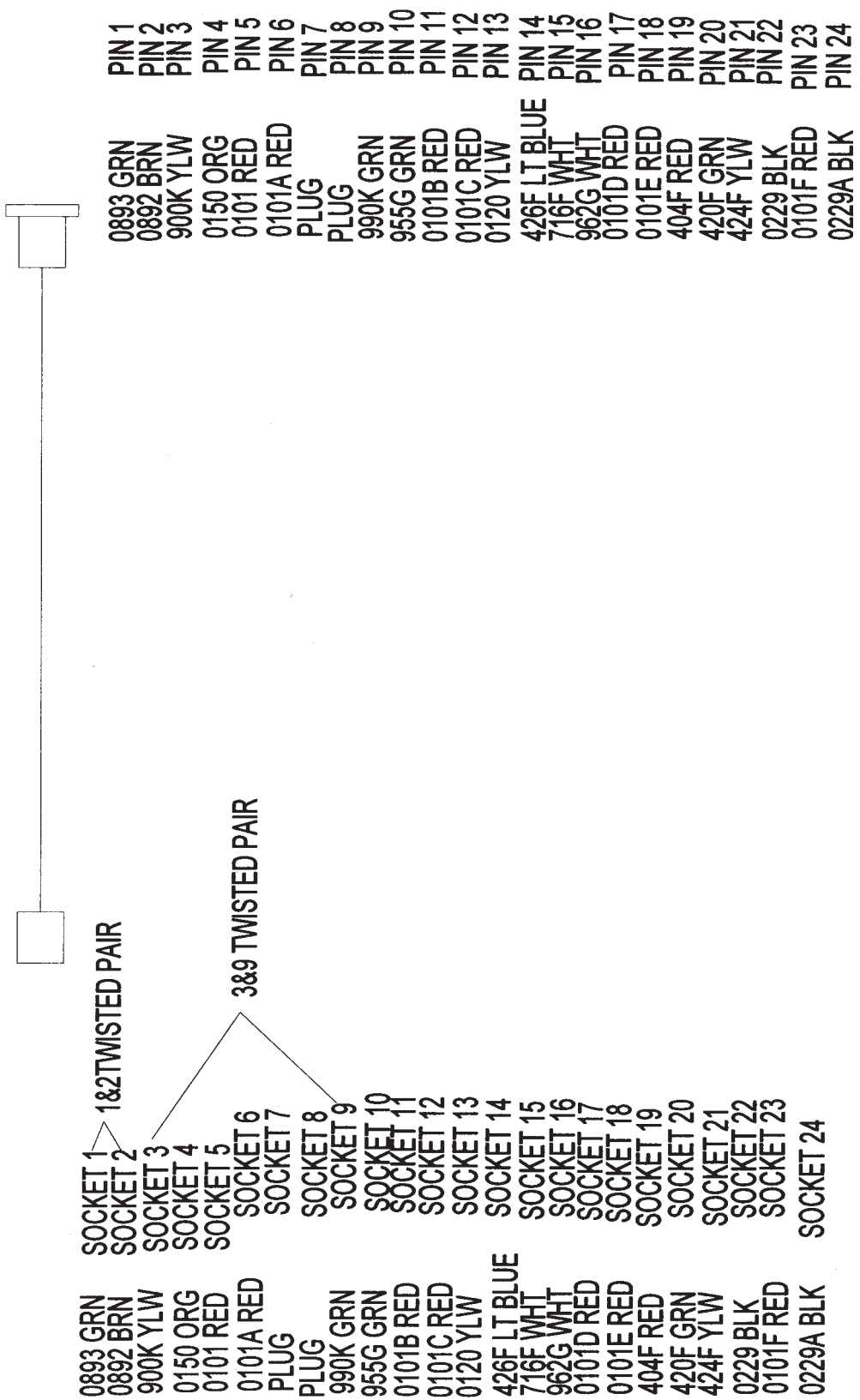
SEE FOLDOUT PAGE FO-8 IN APPENDIX A

WIRING COMBINATIONS FOR RADIO & LOADER OPTIONS

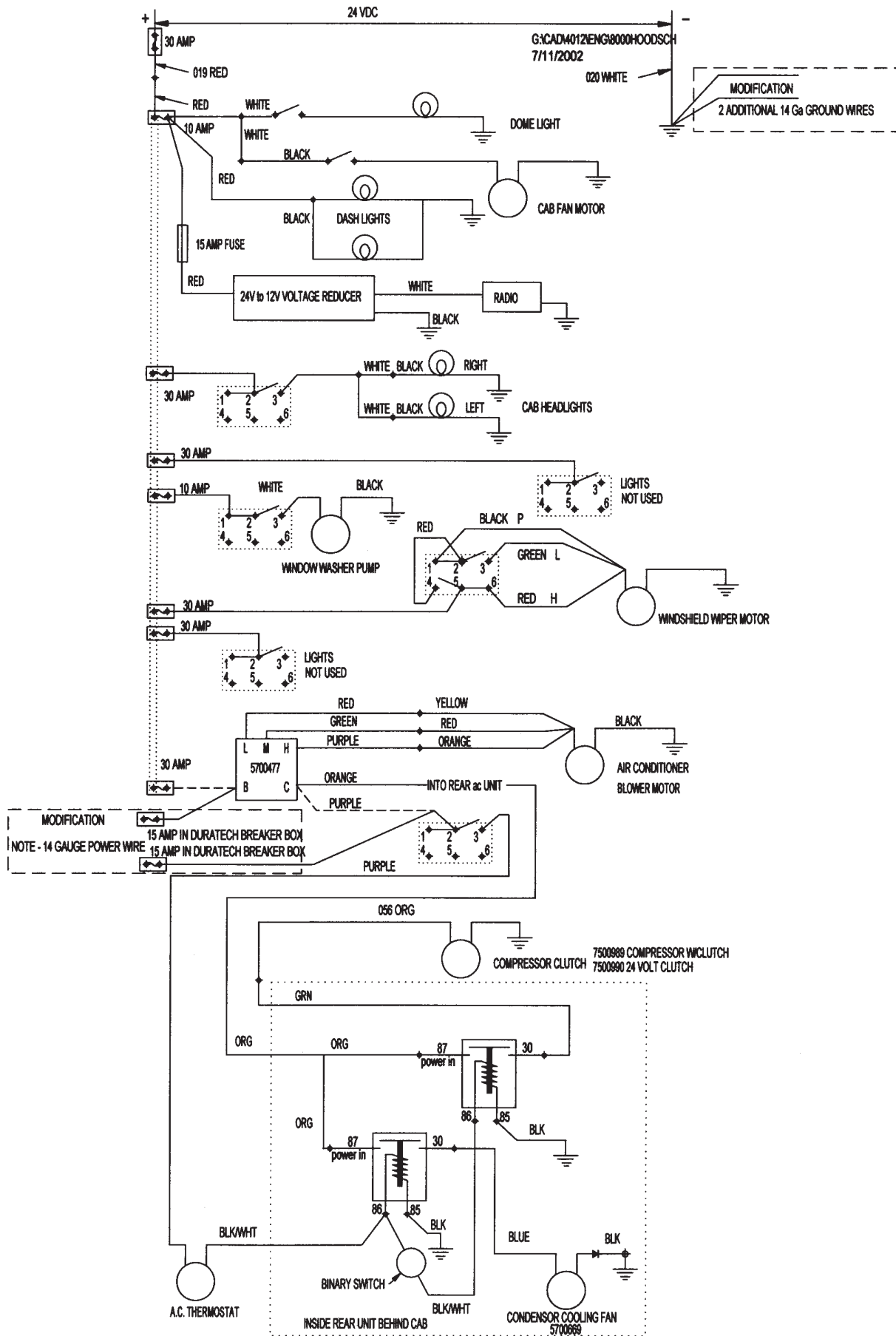
SEE FOLDOUT PAGE FO-9 IN APPENDIX A

5700777


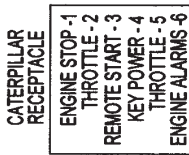
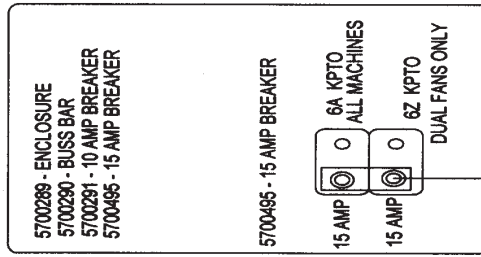
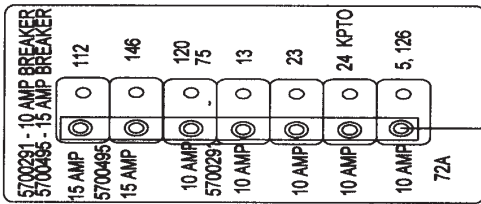
TUB GRINDER, BULKHEAD PANEL, CATERPILLAR ENGINE TIER 3 CONTROL PANEL JUMPER



LOADER CAB SCHEMATIC

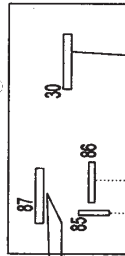


CIRCUIT BREAKER ENCLOSURE



UNPLUG THIS WHEN TROUBLESHOOTING ENGINE

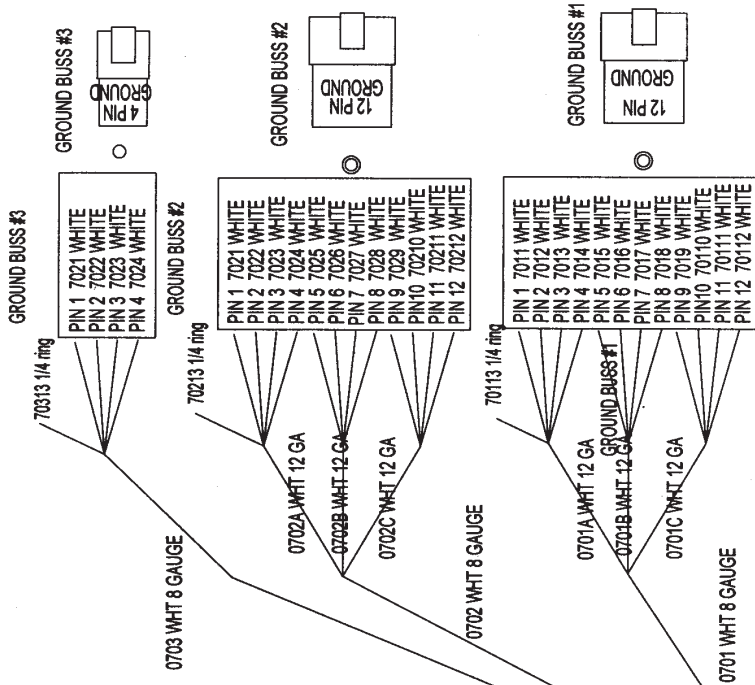
5700504 24 VOLT POWER RELAY



BULKHEAD - POWER HARNESS



5700775 POWER HARNESS, 1 RELAY
1150/1155 STANDARD MACHINES



5700786 1150/1155 POWER HARNESS

MANUAL RESET CIRCUIT BREAKER
60 AMP 24 VOLT

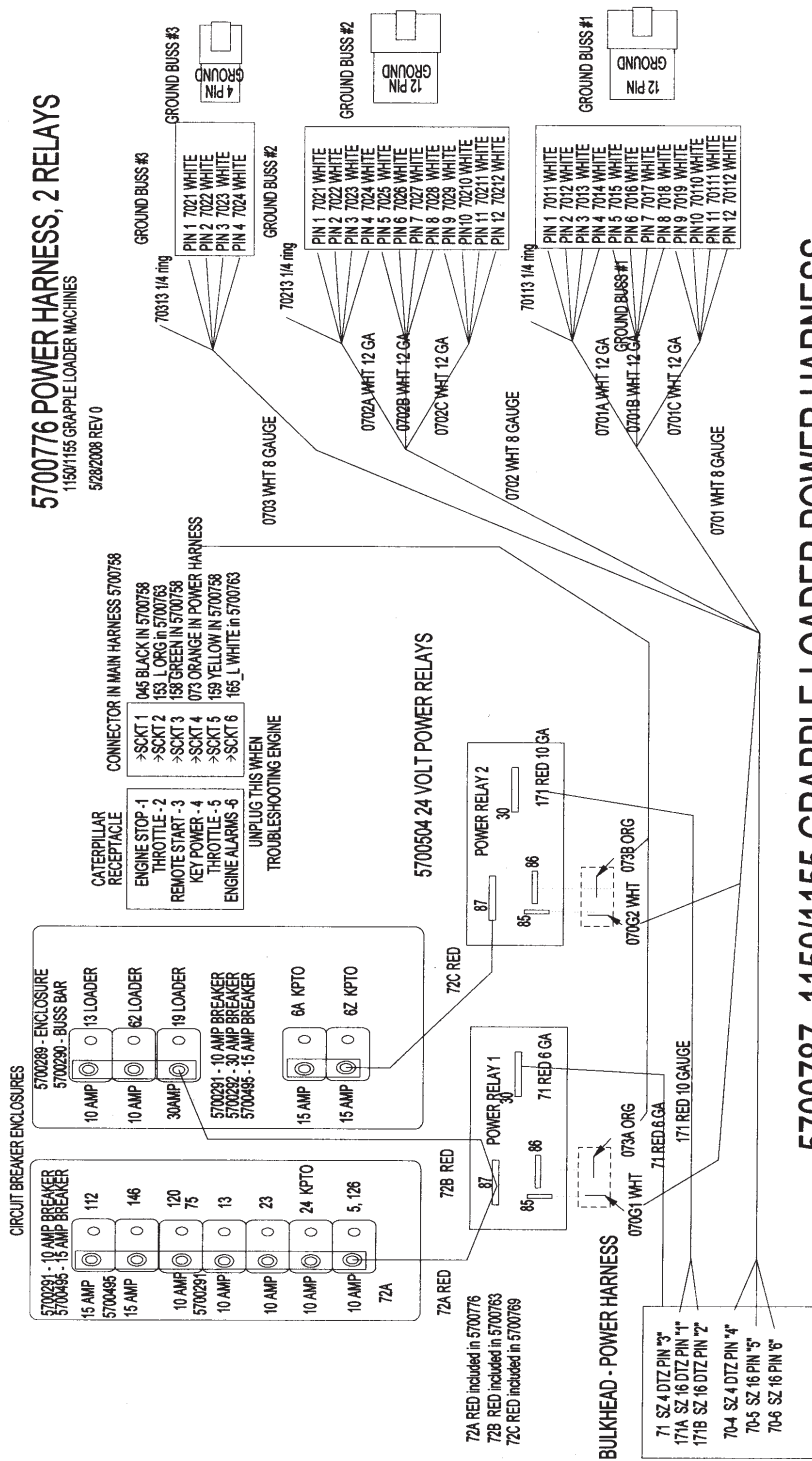
TO BATTERY 24V POS. POST
071A RED



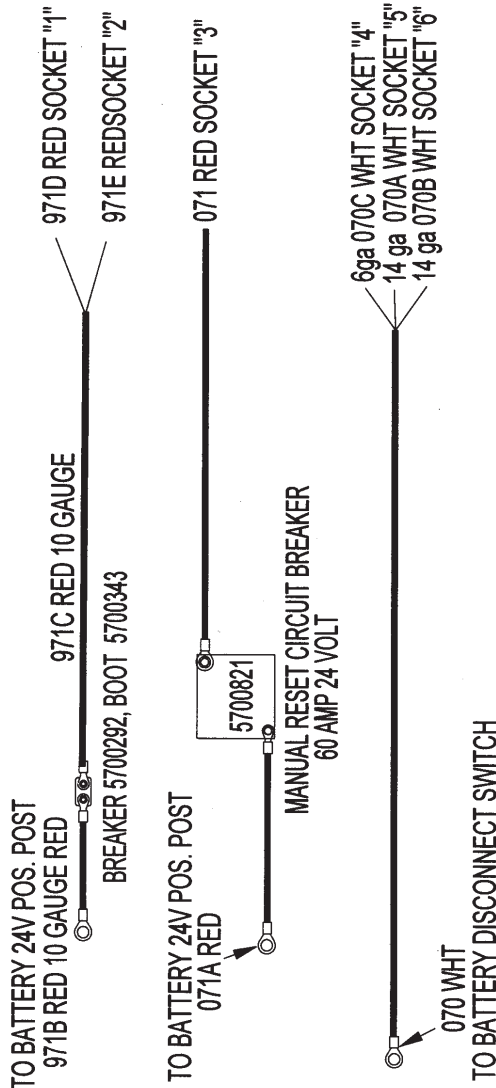
070 WHT
TO BATTERY DISCONNECT SWITCH

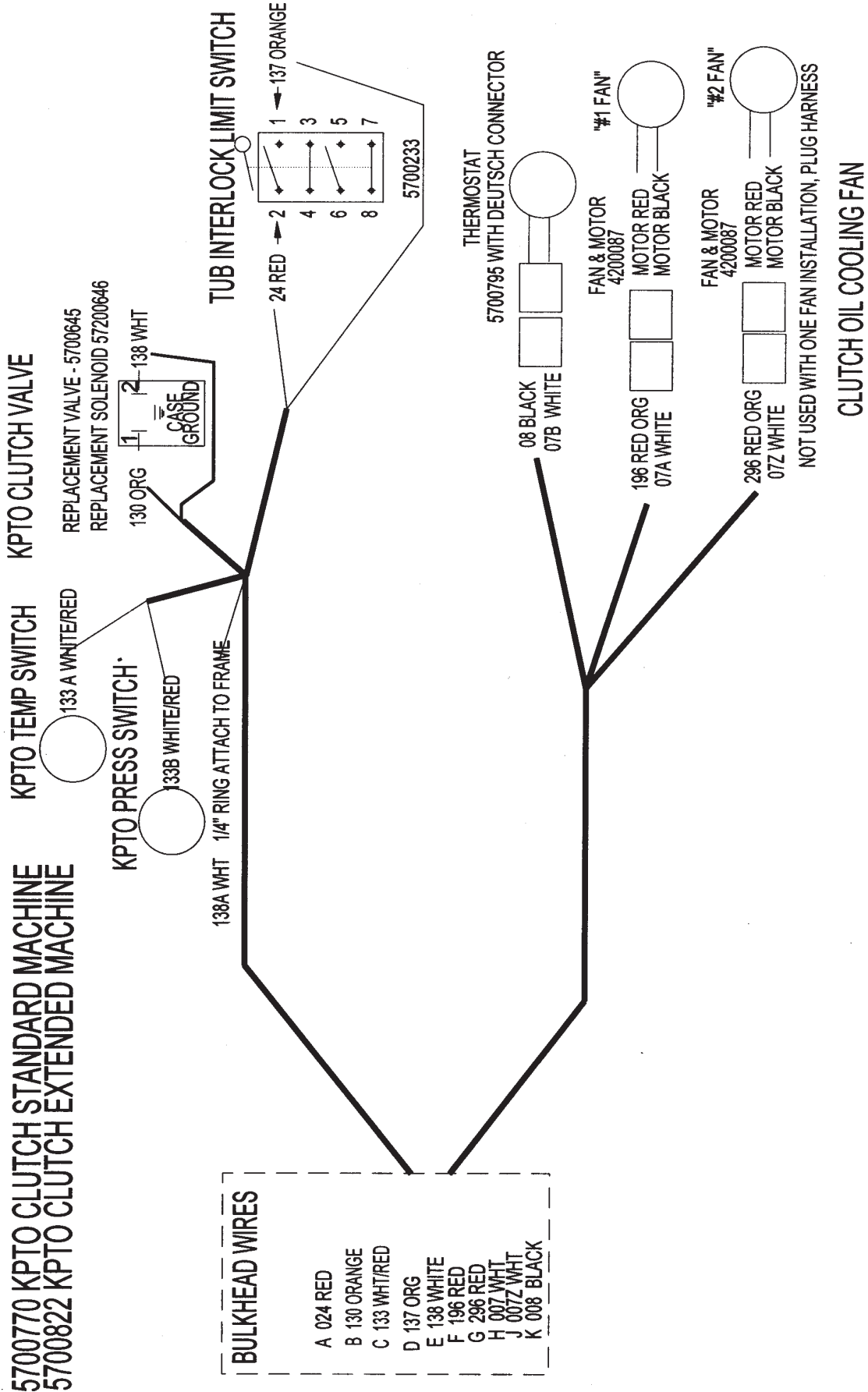
5700776 POWER HARNESS, 2 RELAYS & 5700787 1150/1155 GRAPPLE LOADER POWER HARNESS

5700776 POWER HARNESS, 2 RELAYS
1150/1155 GRAPPLE LOADER MACHINES
5282208 REV 0

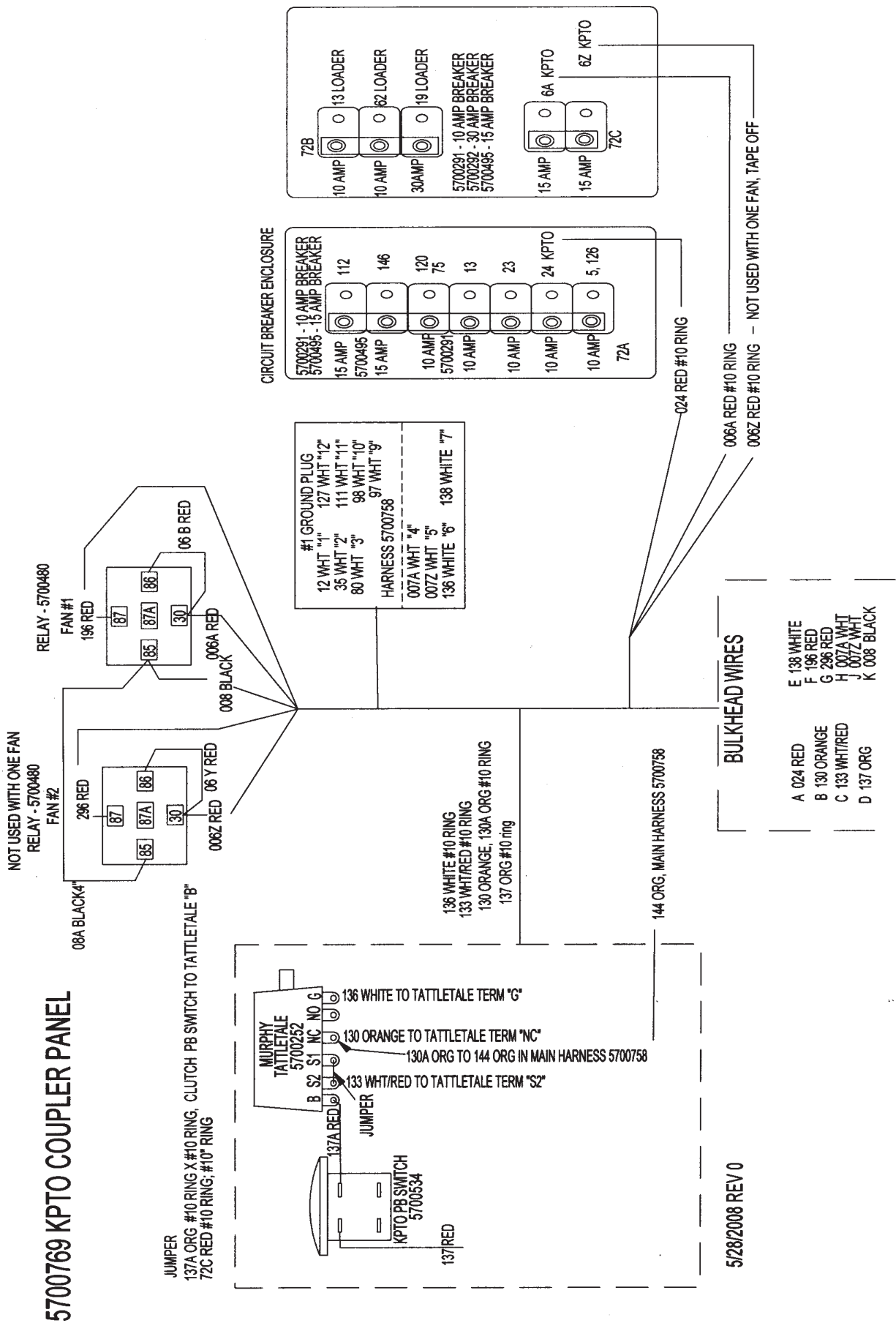


5700787 1150/1155 GRAPPLE LOADER POWER HARNESS

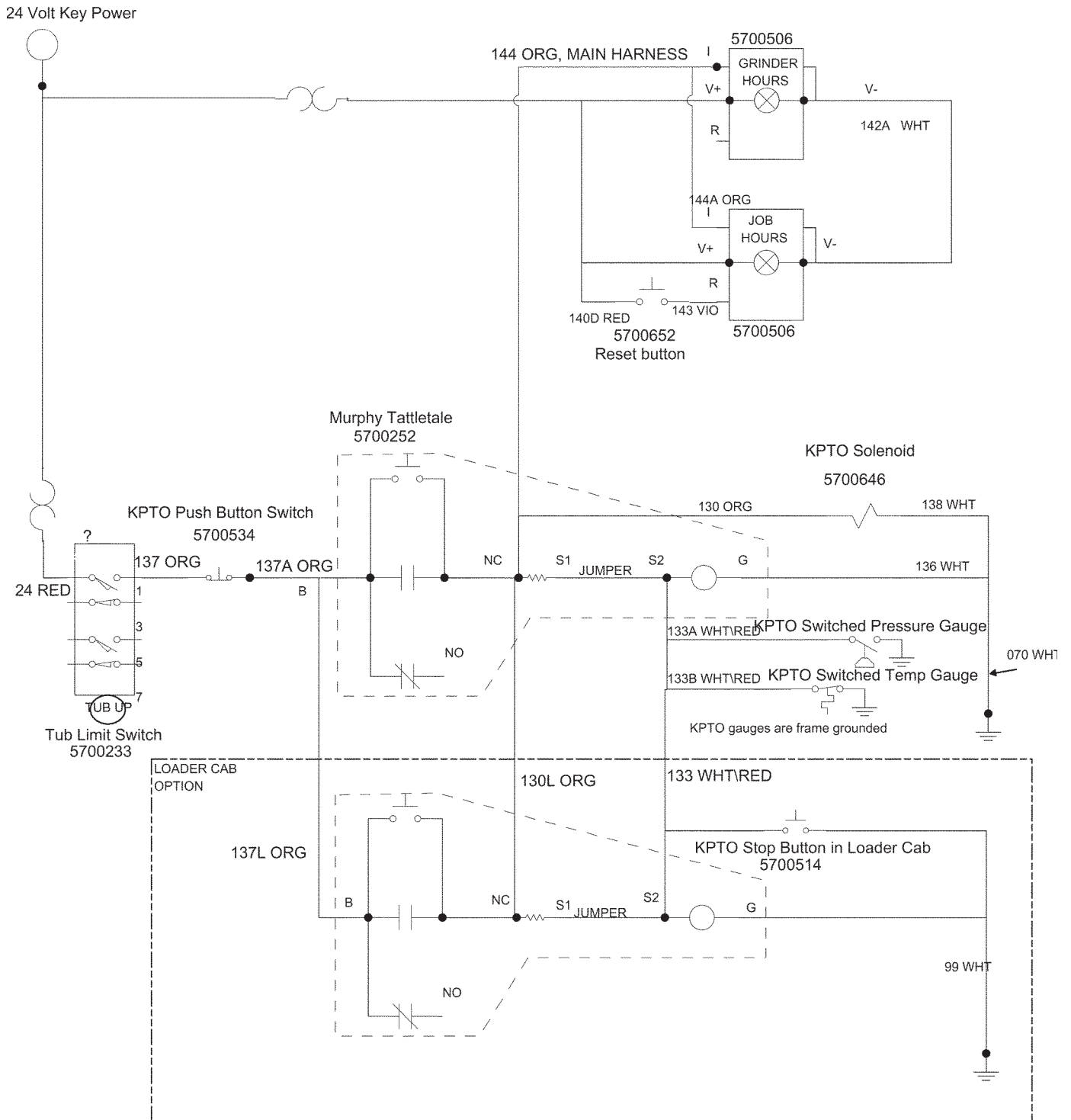




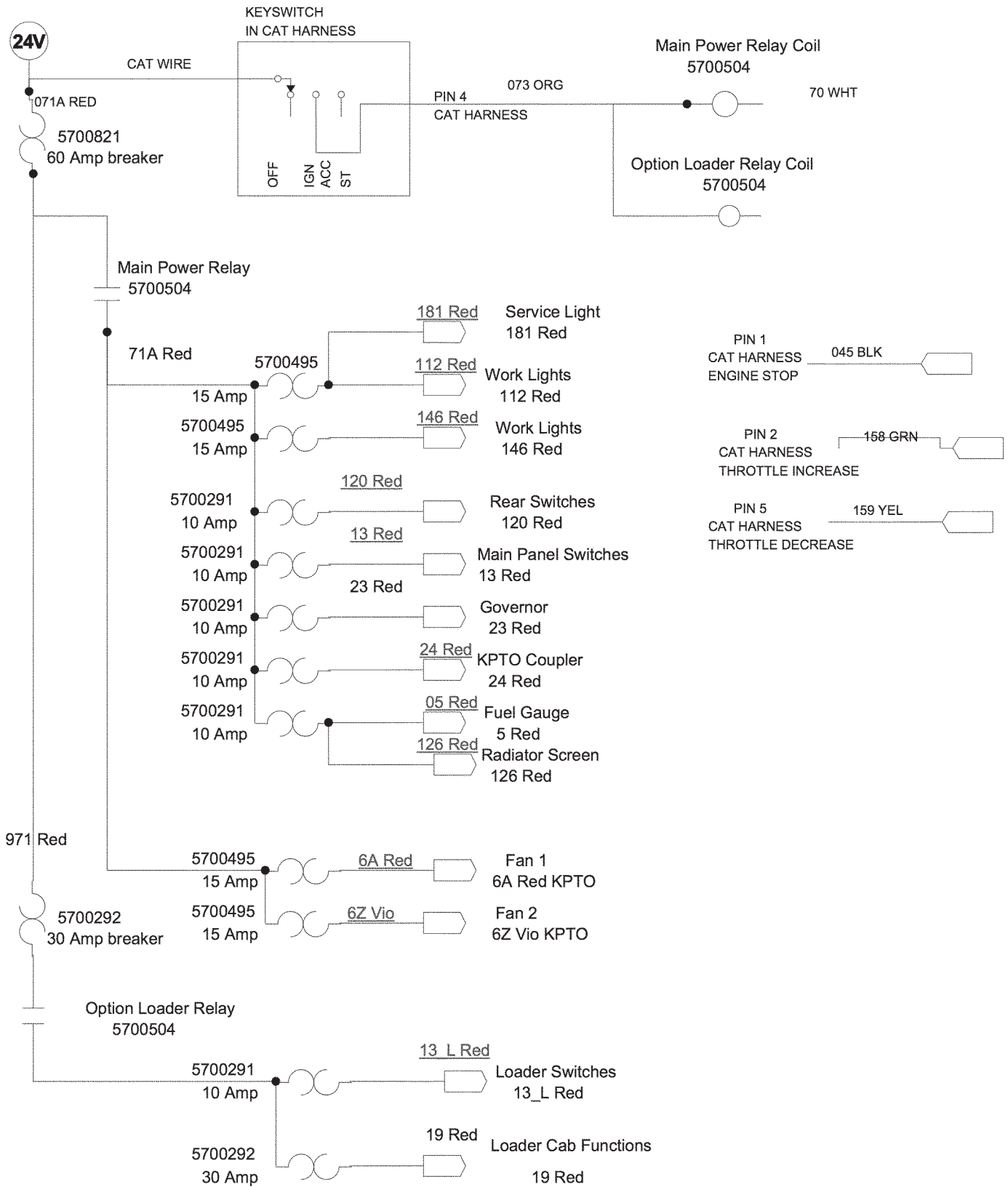
5700769 KPTO COUPLER PANEL



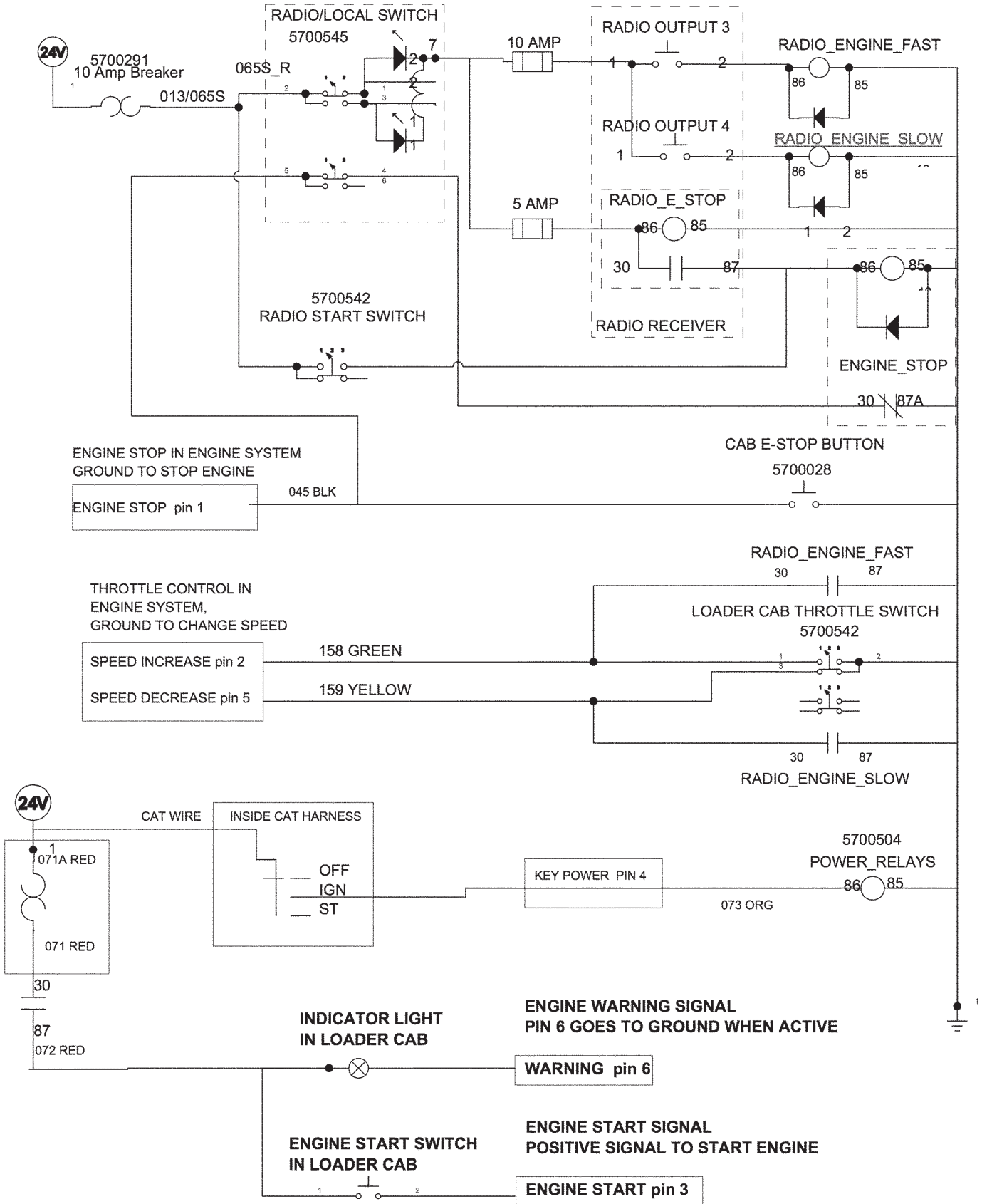
FLUID COUPLER SCHEMATIC



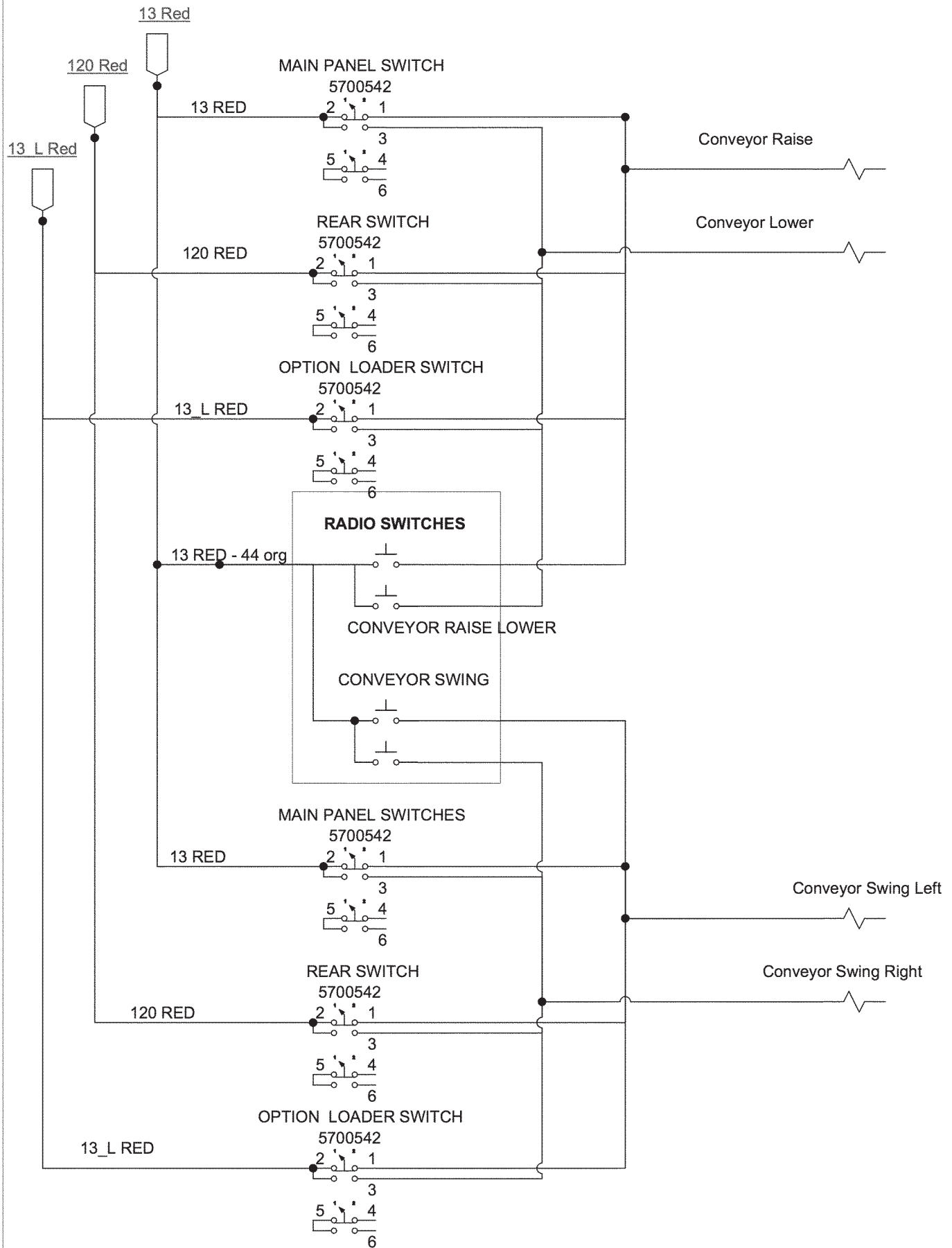
1150 LADDER



CAT CONNECTIONS

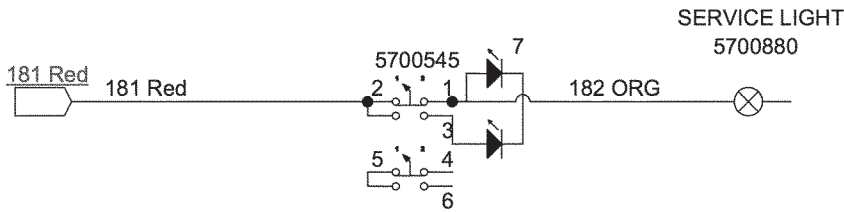

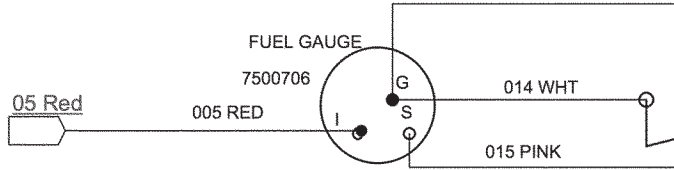


CONVEYOR RAISE AND SWING

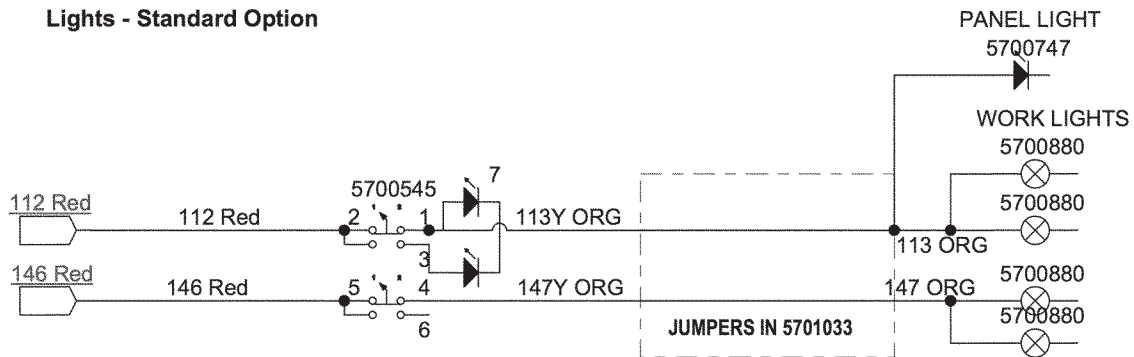


LIGHTS, RADIATOR SCREEN MOTOR, FUEL GAUGE

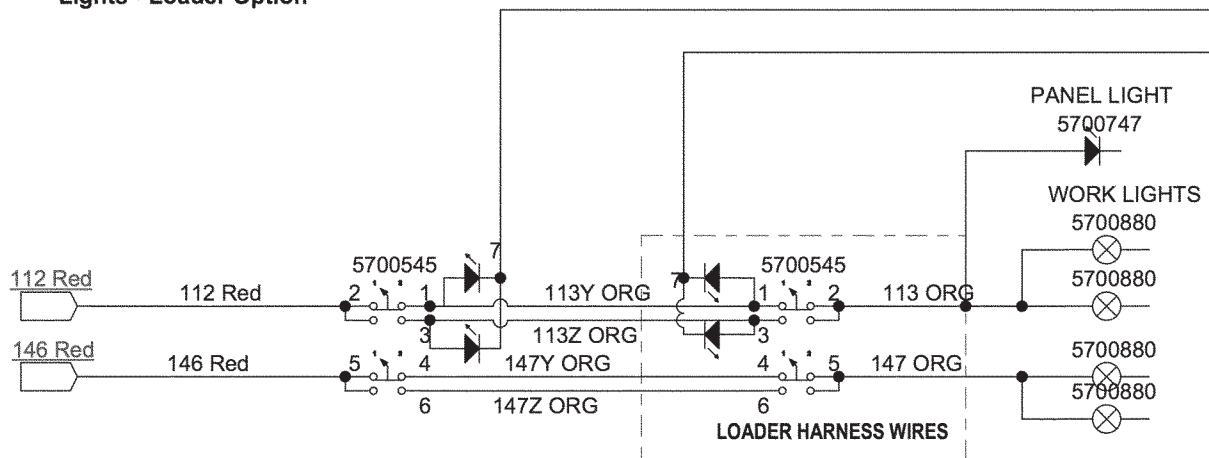
12 WHT



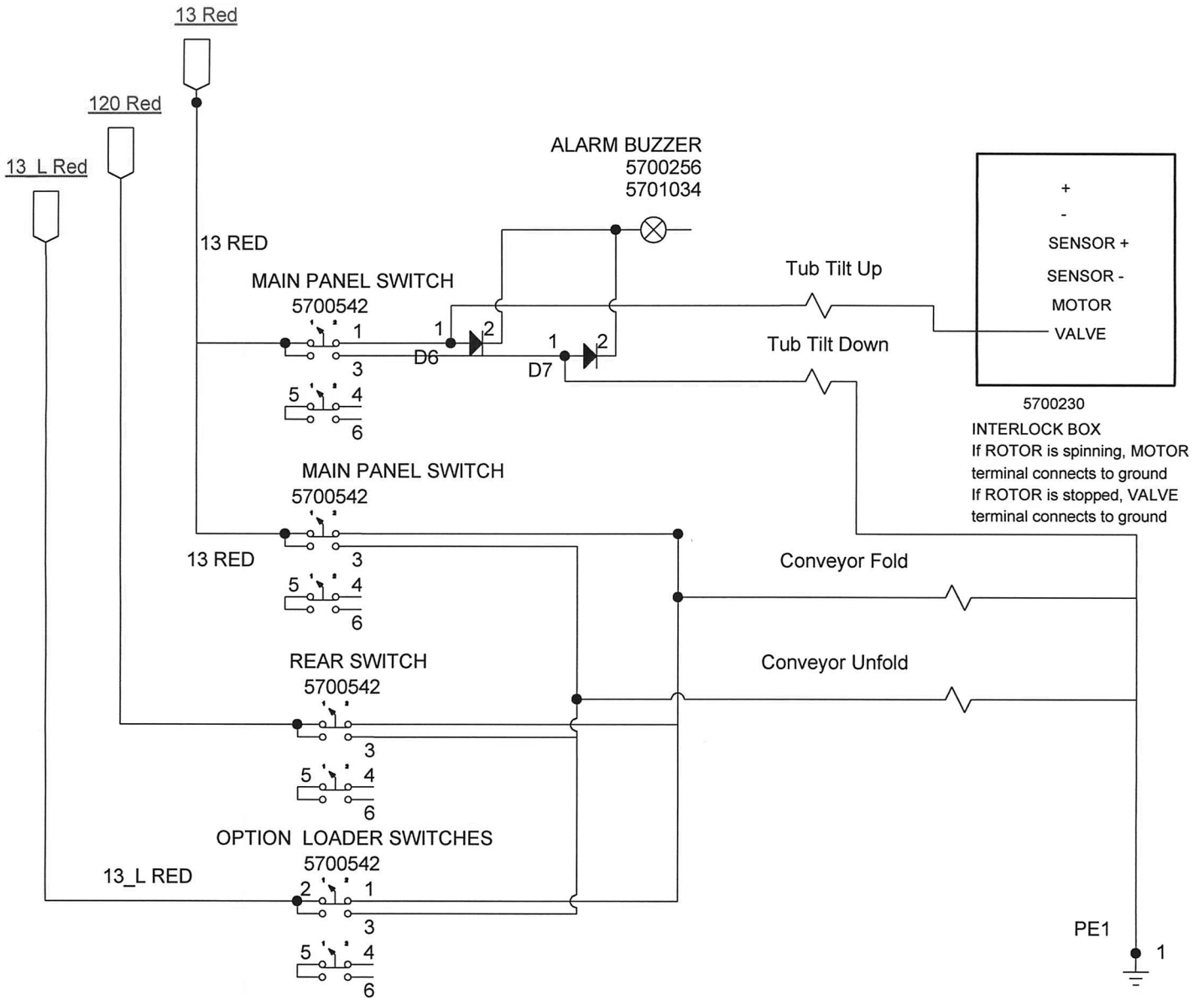
Lights - Standard Option



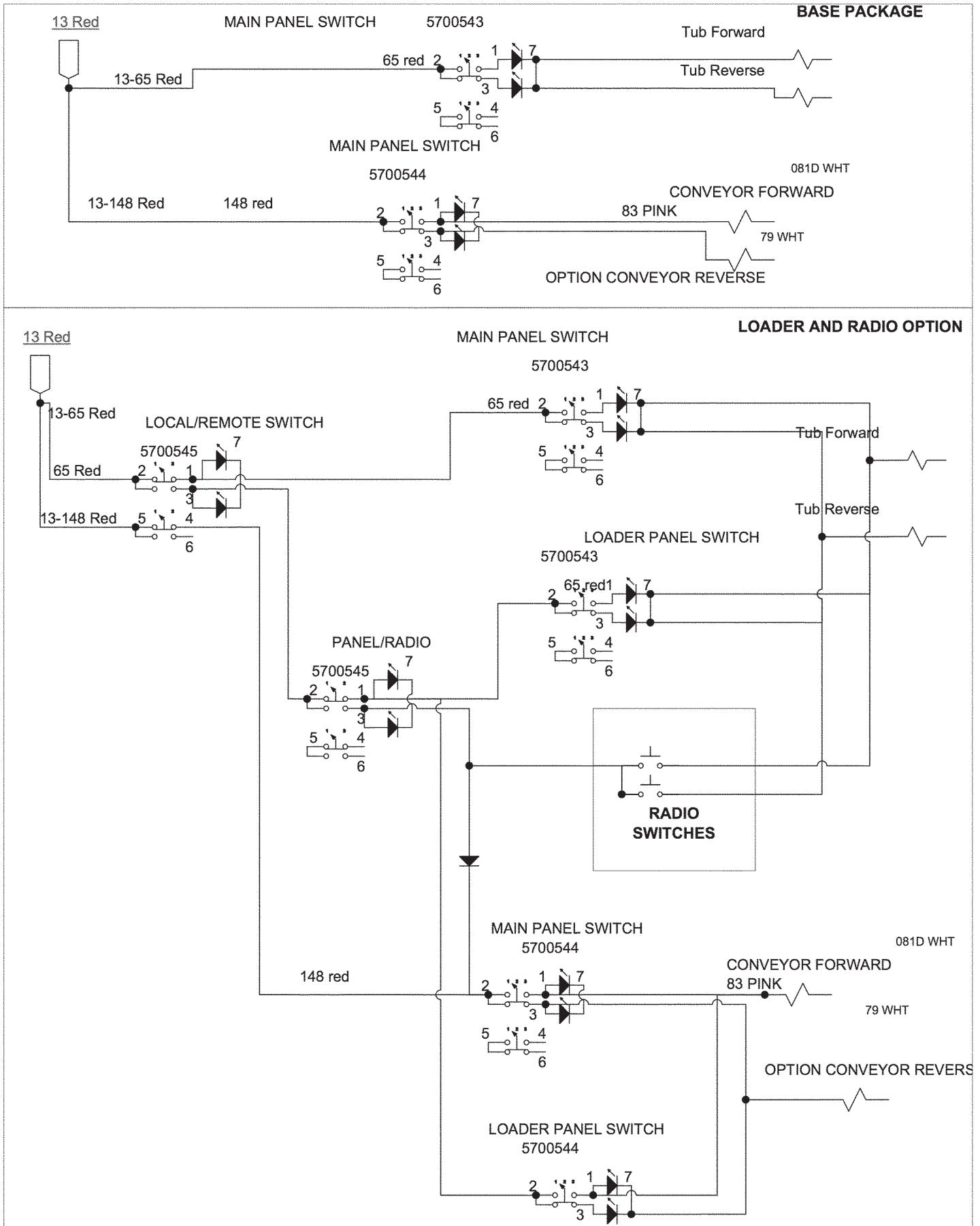
Lights - Loader Option



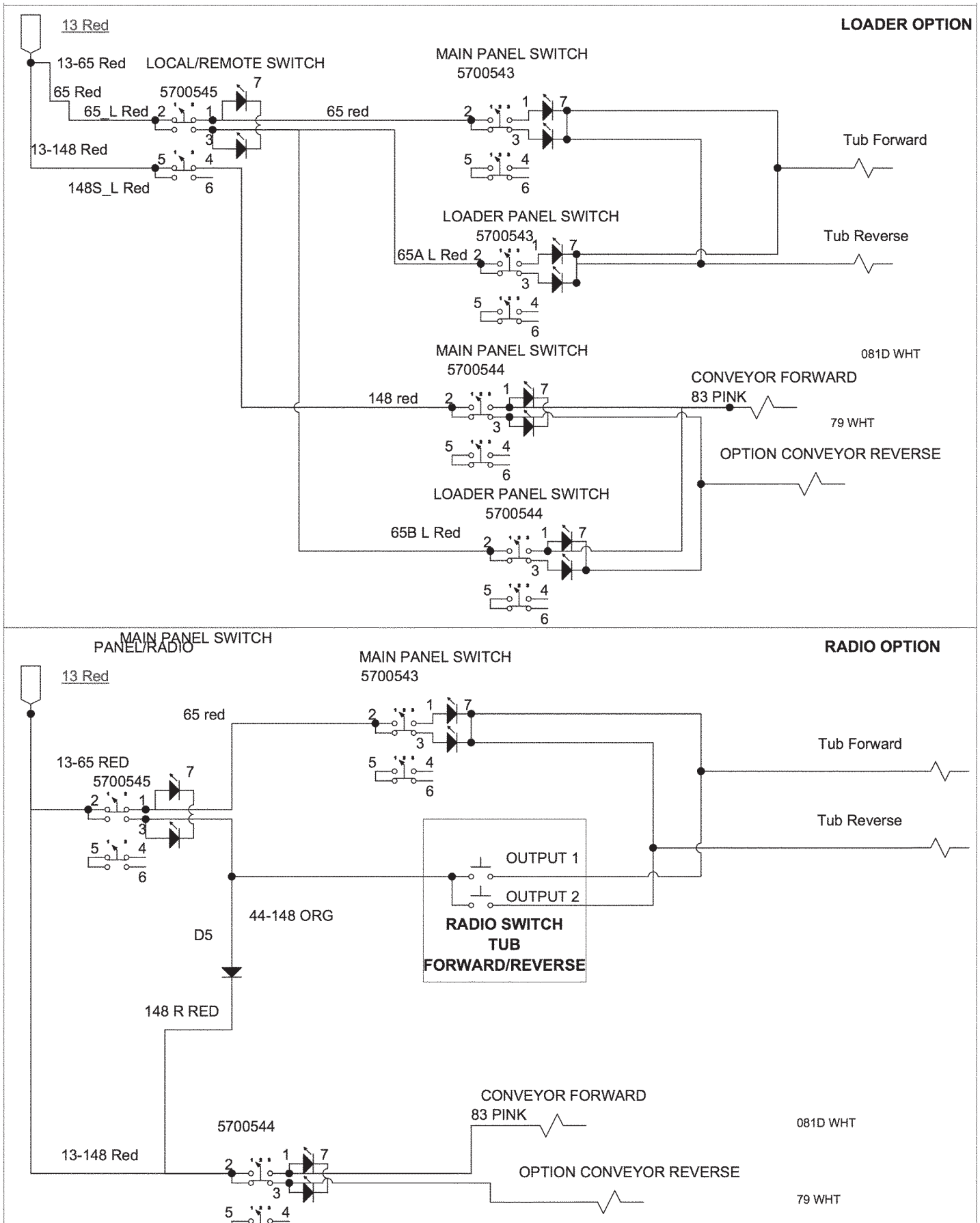
TUB TILT, CONVEYOR FOLD

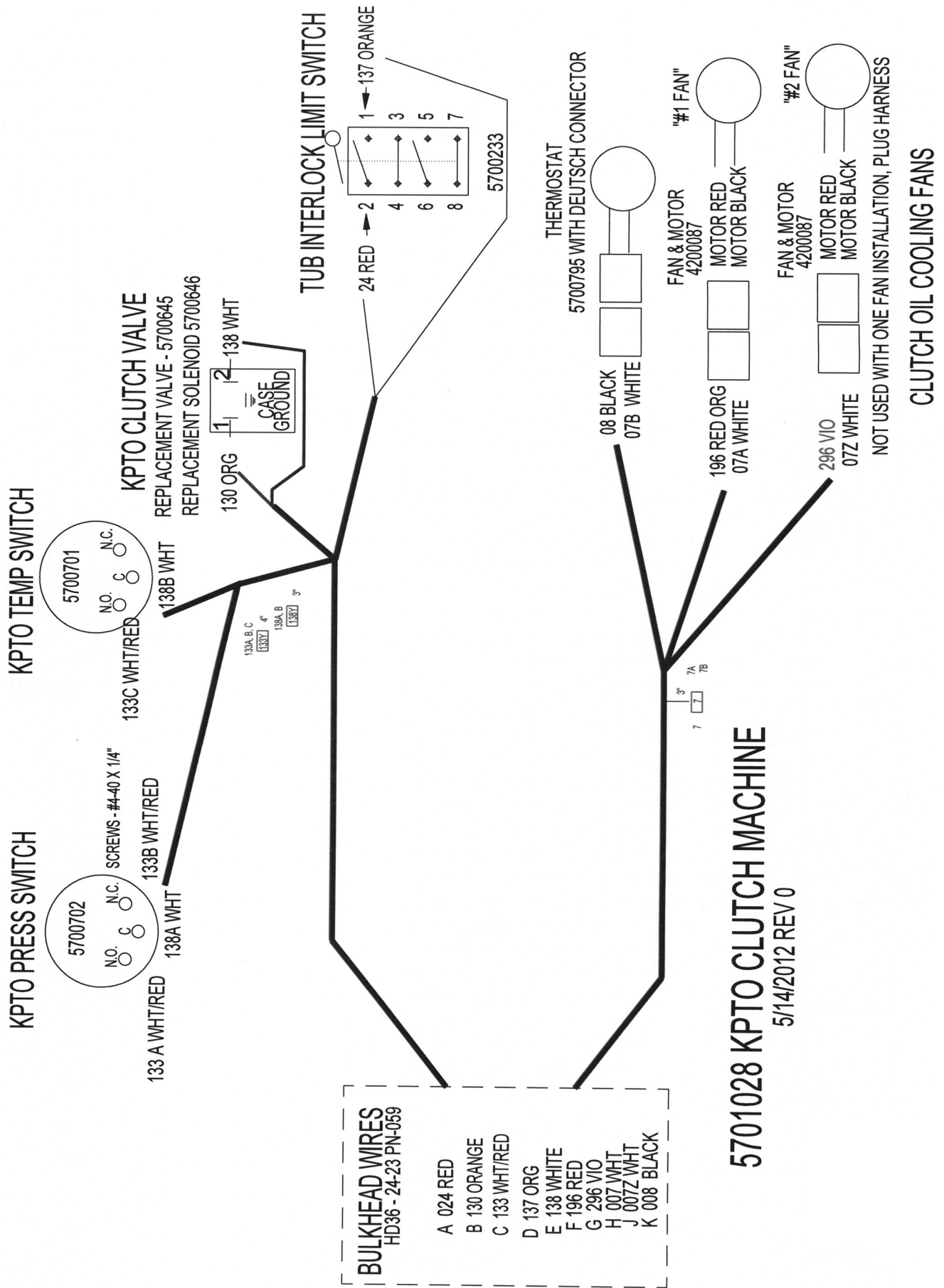


TUB CONVEYOR FWD/REV #1



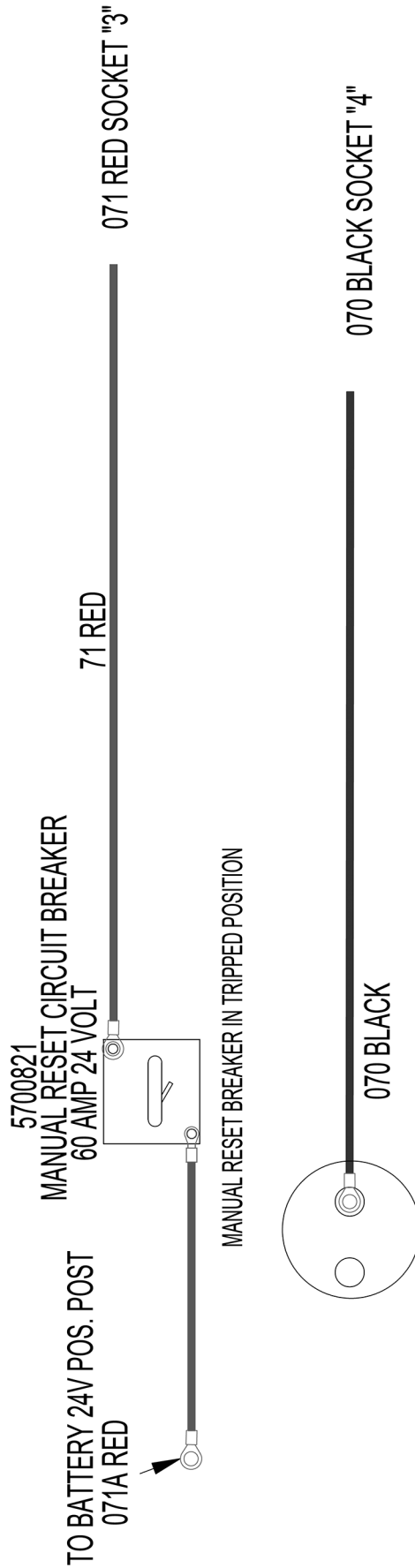
TUB CONVEYOR FWD/REV #2





5701029

1150 V2 POWER HARNESS



57000016

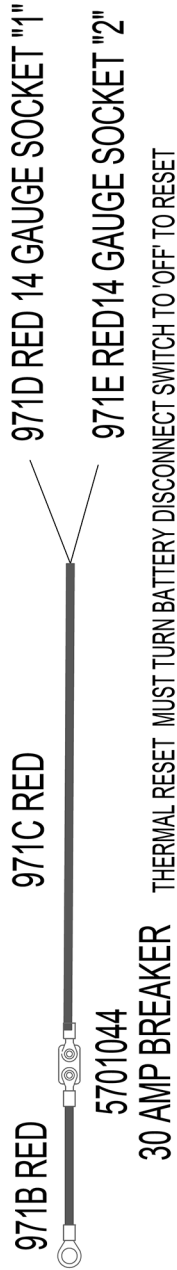
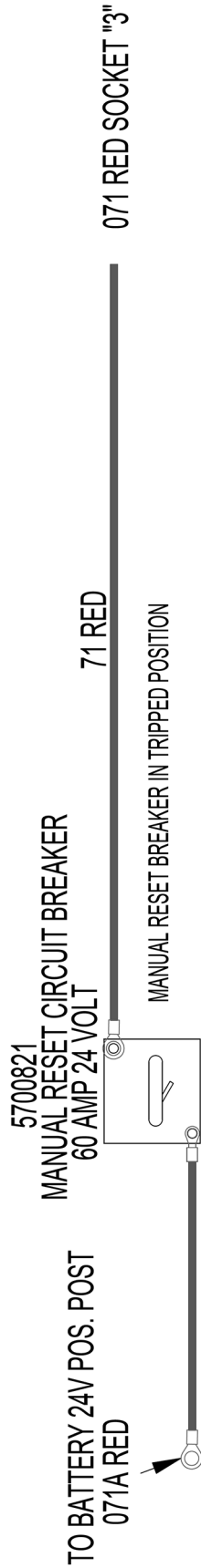
BATTERY DISCONNECT SWITCH

05/14/2012 REV 0

5701030

05/14/2012 REV 0

1150 V2 GL POWER HARNESS



05/14/2012 REV 0

5701033

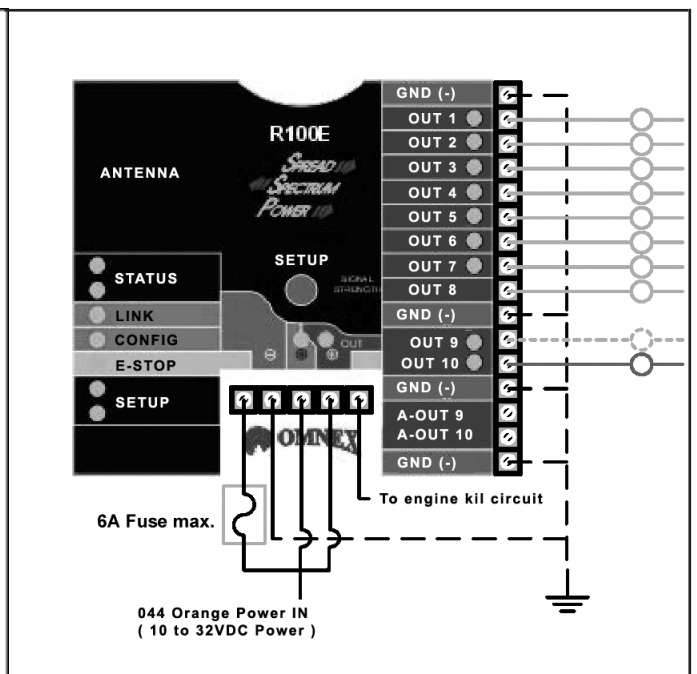
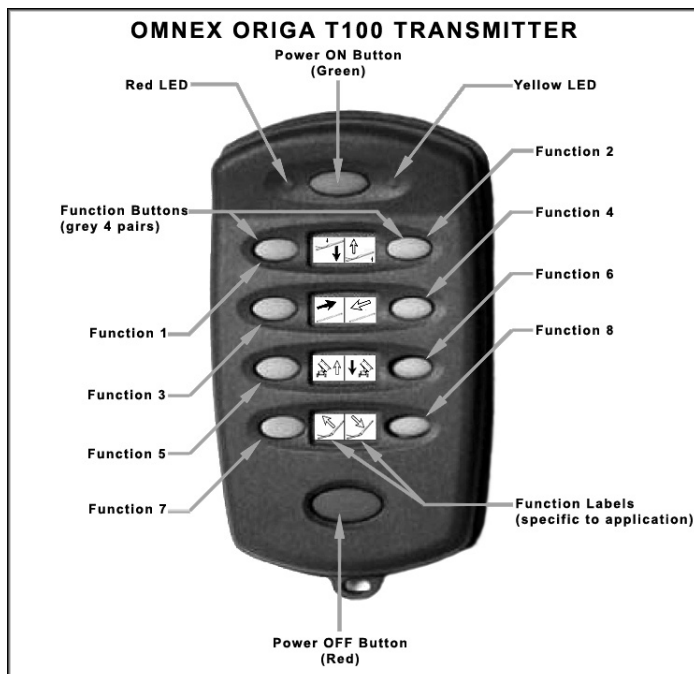
NOTE - EITHER 57001033 OR 57001032 ARE USED ON A MACHINE, NOT BOTH
57001033 IS ON STANDARD MACHINE, 57001032 IS USED WITH THE LOADER OPTION

05/14/2012 REV 0

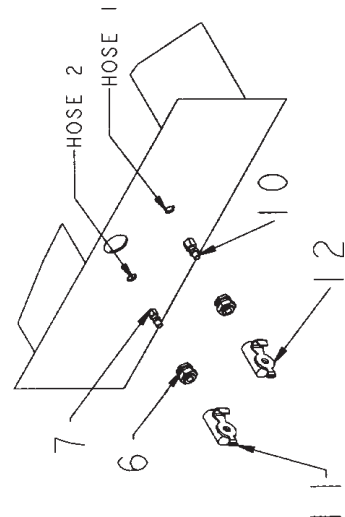
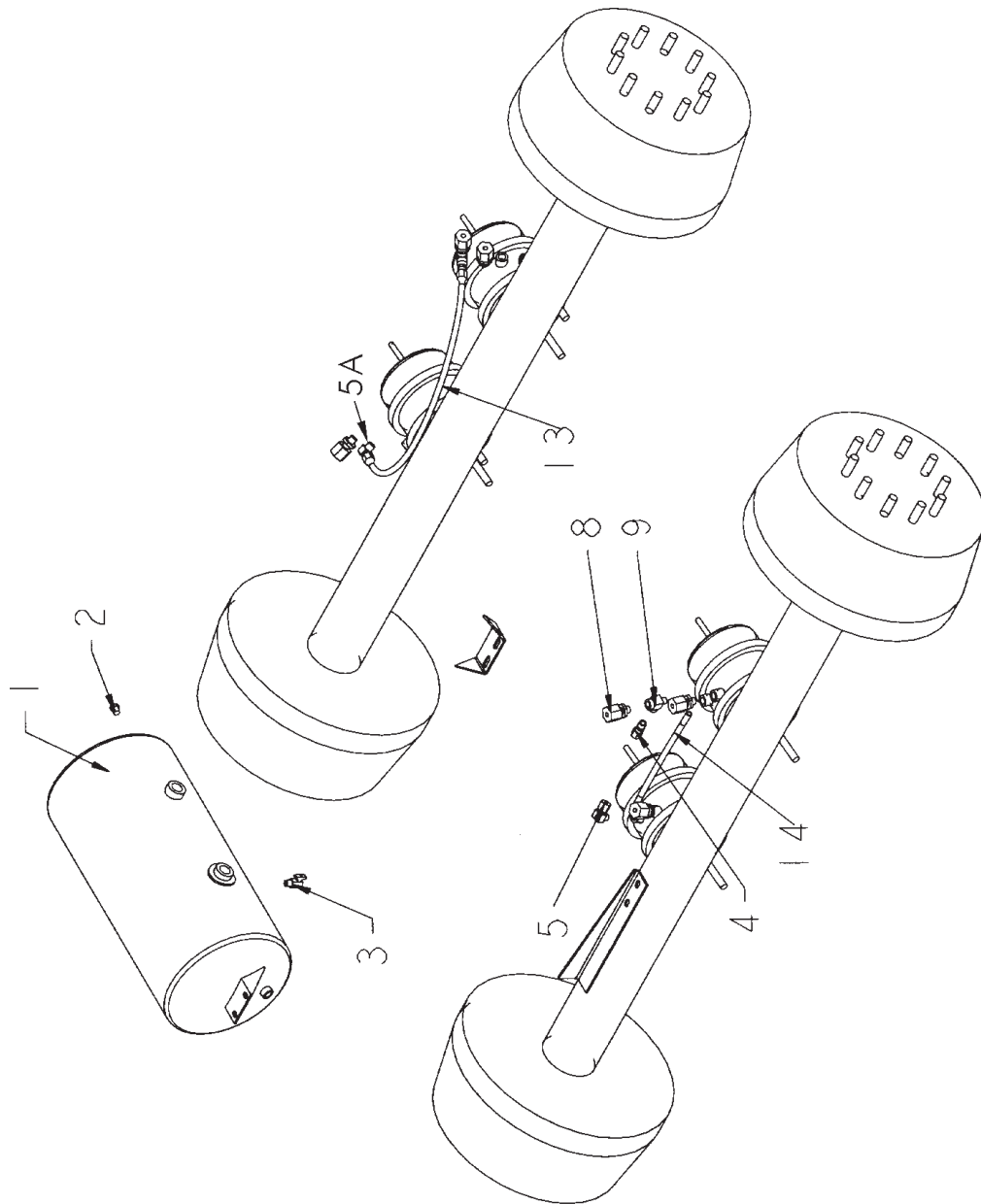
- | | |
|--------|------------|
| PIN 1 | PLUG |
| PIN 2 | PLUG |
| PIN 3 | PLUG |
| PIN 4 | PLUG |
| PIN 5 | PLUG |
| PIN 6 | PLUG |
| PIN 7 | PLUG |
| PIN 8 | PLUG |
| PIN 9 | PLUG |
| PIN 10 | PLUG |
| PIN 11 | PLUG |
| PIN 12 | PLUG |
| PIN 13 | PLUG |
| PIN 14 | PLUG |
| PIN 15 | PLUG |
| PIN 16 | 113Y L ORG |
| PIN 17 | PLUG |
| PIN 18 | 147Y L ORG |
| PIN 19 | PLUG |
| PIN 20 | PLUG |
| PIN 21 | PLUG |
| PIN 22 | PLUG |
| PIN 23 | PLUG |
| PIN 24 | PLUG |
| PIN 25 | PLUG |
| PIN 26 | 113 L ORG |
| PIN 27 | 147 L ORG |
| PIN 28 | PLUG |
| PIN 29 | PLUG |
| PIN 30 | PLUG |
| PIN 31 | PLUG |

OMNEX RADIO REMOTE CONTROL

PART	PART DESCRIPTION
5700444	RADIO\REMOTE\OMNEX\900MHZ\R100E package
5700549	RADIO\REMOTE\ANTENNA\900MHZ\WHIP
5700620	RADIO\REMOTE\OMNEX\900TX replacement transmitter
5700648	RADIO\REMOTE\ANTENNA\900MHZ\FLAT
5700753	RADIO\REMOTE\CABLE\17\BNC\
5700833	RADIO\REMOTE\OMNEX\900RECEIVER\R100E
5700553	RADIO\REMOTE\OMNEX 915MH\R100E package
5700549	RADIO\REMOTE\ ANTENNA\900MHZ
5700648	RADIO\REMOTE\ANTENNA\900MHZ\FLAT
5700753	RADIO\REMOTE\CABLE\17\BNC\
5700554	RADIO\REMOTE\OMNEX\2.4GHZ\R100E package
5700797	RADIO\REMOTE\ANTNA&CBL\2,4\R1 00E\10FT\BNC\WHIP
5700884	RADIO\REMOTE\OMNEX\2.4 GHZ RECEIVER R100E
5700887	RADIO\REMOTE\OMNEX\2.4Tx\T110 replacement transmitter
5700555	RADIO\REMOTE\OMNEX\T-4S\package
5700711	RADIO\TRNSMTR\OMNEX\T-45 replacement transmitter
5700676	BATTERY\9.6v\TRACKREMOTE
5700876	CHGR\BAm7.2-18V\120VAC
5700877	CHGR\BAm7.2-18V\12V LIGHTER PLUGIN
5700633	RADIO\REMOTE\OMNEX\T300R160D180\2.4\TUB\TRAGK
5700971	RADIO\REMOTE\OMNEX\T300R160D180\2.4\HOIZ\TRAGK
5700886	RADIO\REMOTE\OMNEX\T300R170\2.4 GHZ
5700712	RADIO\TRNSMTR\OMNEX\T300.replacement transmitter
5700744	RADIO\REMOTE\ANTNA&CBL\12FT\MCx\WHIP
5700752	RADIO\REMOTE\ANTNA&CBL\20FT\MCx\WHIP
5700748	RADIO\REMOTE\OMNEX\T110R160\2.4
5700885	RADIO\REMOTE\OMNEX\T11 OR170\2.4 GHZ
5700887	RADIO\REMOTE\OMNEX\2.4Tx\T110 replacement transmitter
5700744	RADIO\REMOTE\ANTNA&CBL\12FT\MCx\WHIP
5700752	RADIO\REMOTE\ANTNA&CBL\20FT\MCx\WHIP



UNIVERSAL AIR BRAKE PARTS



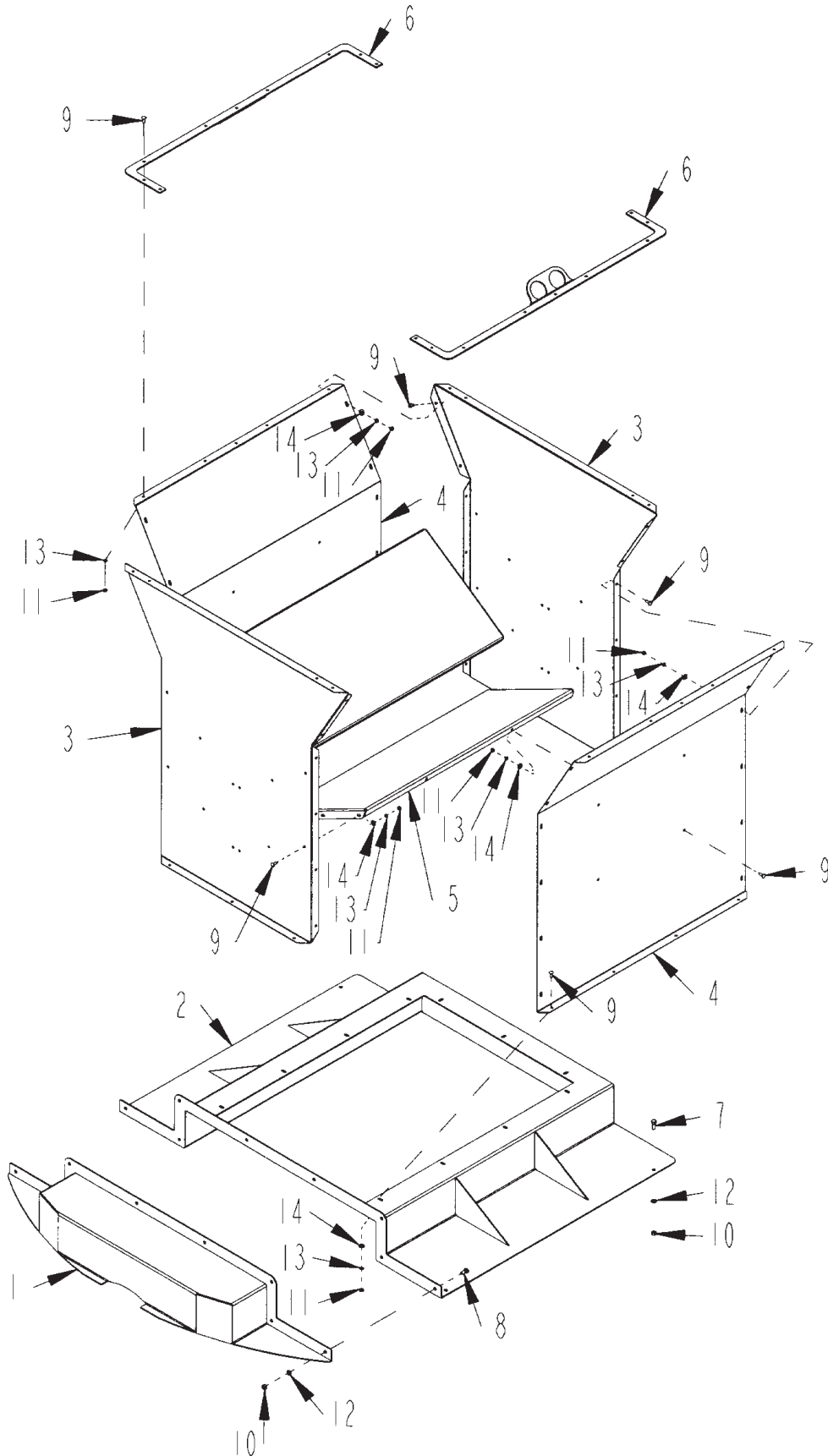
UNIVERSAL AIR BRAKE PARTS

ITEM	PART	QTY.	PART DESCRIPTION
1	2500957	1	TANK\AIR\2880\2BUNG\1SIDE
2	3800173	1	FTG\3/8MP\PLUG\HEX
3	3800518	1	FTG\AIR\1/4MP\DRAIN\BRS
4	3800520	2	FTG\AIR\1/2COMPX3/8MP\ADPT\BRS\LW
5	3800554	2	FTG\AIR\1/2COMPX3/8MP\90
5A	3800776		FTG\AIR\1/2COMPX3/8MP\45
6	3800640	2	FTG\AIR\3/8FP\BLKHD\BUSH
7	3800782	1	FTG\AIR\3/8COMPX1/4MP\ADPT\BRS\LW
8	3800785	6	FTG\AIR\3/8COMPRUBX3/8MP\ADPT\LW
9	3800786	2	FTG\BRS\3/8MPX3/8FPX3/8FP
10	3800787	1	FTG\AIR\1/2COMPX1/4MP\ADPT\BRS\LW
11	7500461	1	GLAD HAND SERVICE
12	7500462	1	GLAD HAND EMERGENCY
13	AIR3_3010	1	LEFT-RIGHT REAR EMERGENCY CHAMBER
14	AIR4_3010	1	LEFT-RIGHT FRONT EMERGENCY CHAMBER

UNITED STATES AIR BRAKES

ITEM	PART	QTY.	PART DESCRIPTION
1	3010_BRAKES_US_VERSION	1	3010_BRAKES_US_VERSION
2	2500956	1	VLV\BRK\FULL FUNC\NON ABS
3	3800173	2	FTG\3/8MP\PLUG\HEX
4	3800441	1	FTG\3/4MP\PLUG\HEX
5	3800776	1	FTG\AIR\1/2COMPX3/8MP\45D
6	3800782	2	FTG\AIR\3/8COMPX1/4MP\ADPT\BRS\LW
7	3800785	12	FTG\AIR\3/8COMPRUBX3/8MP\ADPT\LW
8	AIR_3_3010_1155	1	LEFT-RIGHT REAR EMERGENCY CHAMBER
9	AIR_4_3010_1155	1	LEFT-RIGHT FRONT EMERGENCY CHAMBER
10	AIR_1_3010_1155	1	EMERGENCY_SUPPLY
11	AIR_2_3010_1155	1	SERVICE
12	AIR_5_3010_1155	1	SUPPLY TO FRONT EMERGENCY CHAMBERS
13	AIR_6_3010_1155	1	SUPPLY TO REAR EMERGENCY CHAMBERS
14	AIR_7_3010_1155	1	DELIVERY TO FRONT LEFT SERVICE CHAMBER
15	AIR_8_3010_1155	1	DELIVERY TO FRONT RIGHT SERVICE CHAMBER
16	AIR_9_3010_1155	1	DELIVERY TO REAR LEFT SERVICE CHAMBER
17	AIR_10_3010_1155	1	DELIVERY TO REAR RIGHT SERVICE CHAMBER

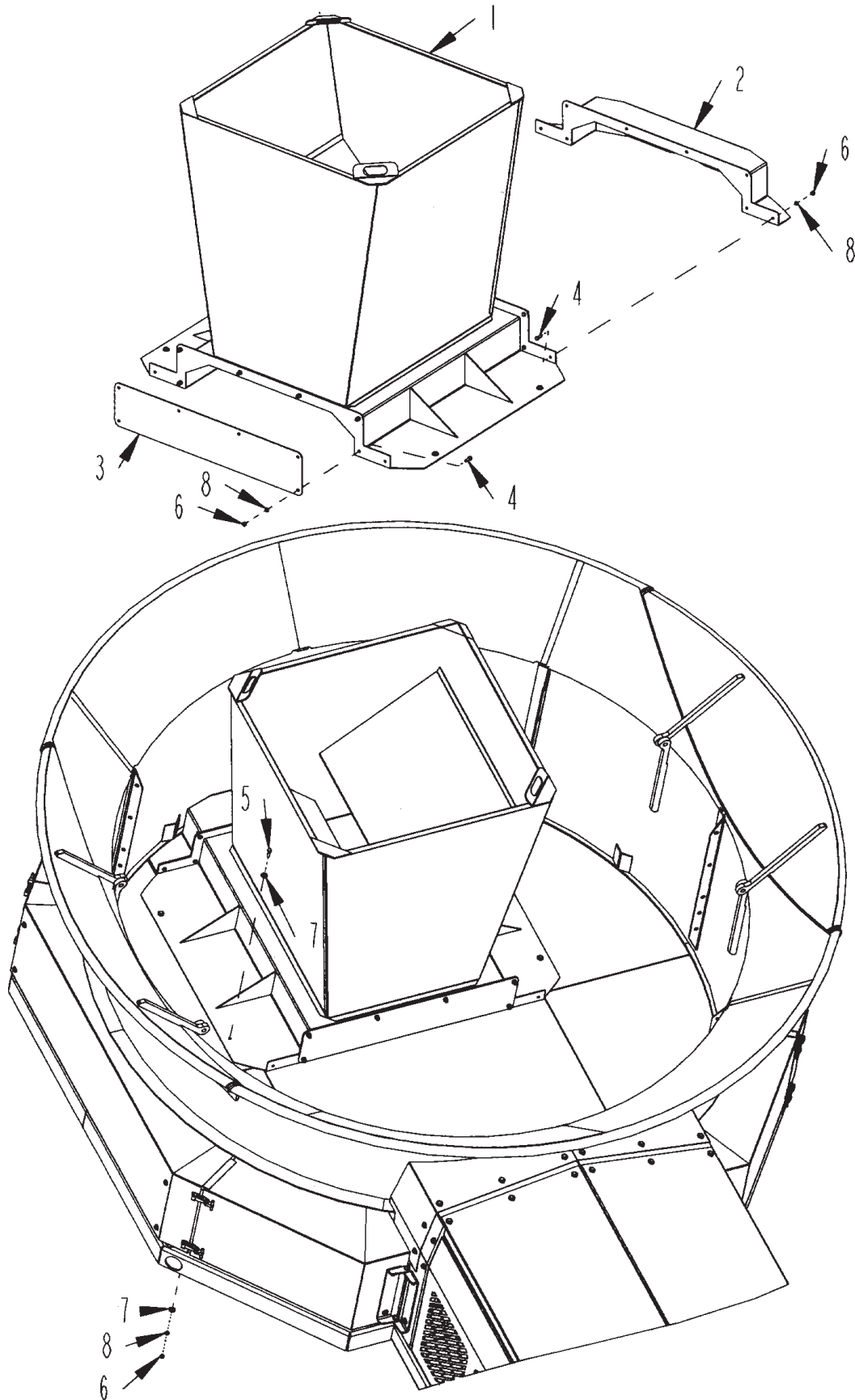
GRAIN HOPPER ASSEMBLY (OPTIONAL)



GRAIN HOPPER ASSEMBLY (OPTIONAL)

ITEM	PART	QTY.	PART DESCRIPTION
1	4501743	1	HPPR\GRAIN\FRNT
2	4501744	1	HPPR\GRAIN\BASE
3	4501745	2	SH\HPPR\GRAIN\SIDE
4	4501746	2	SH\HPPR\GRAIN
5	4501747	2	HPPR\GRAIN\BFFL
6	4501748	2	HPPR\GRAIN\LIFT\EYE
7	4800003	4	BOLT\HEX\3/8X1
8	4800164	8	BOLT\HEX\3/8X3/4
9	4800291	72	BOLT\CRG\1/4X3/4\NC
10	4900002	12	NUT\HEX\3/8\NC
11	4900009	72	NUT\HEX\1/4\NC
12	5000019	12	WASH\LOCK\3/8
13	5000024	72	WASH\LOCK\1/4
14	5000035	54	WASH\FLAT\1/4

GRAIN HOPPER ASSEMBLY (OPTIONAL)



GRAIN HOPPER ASSEMBLY (OPTIONAL)

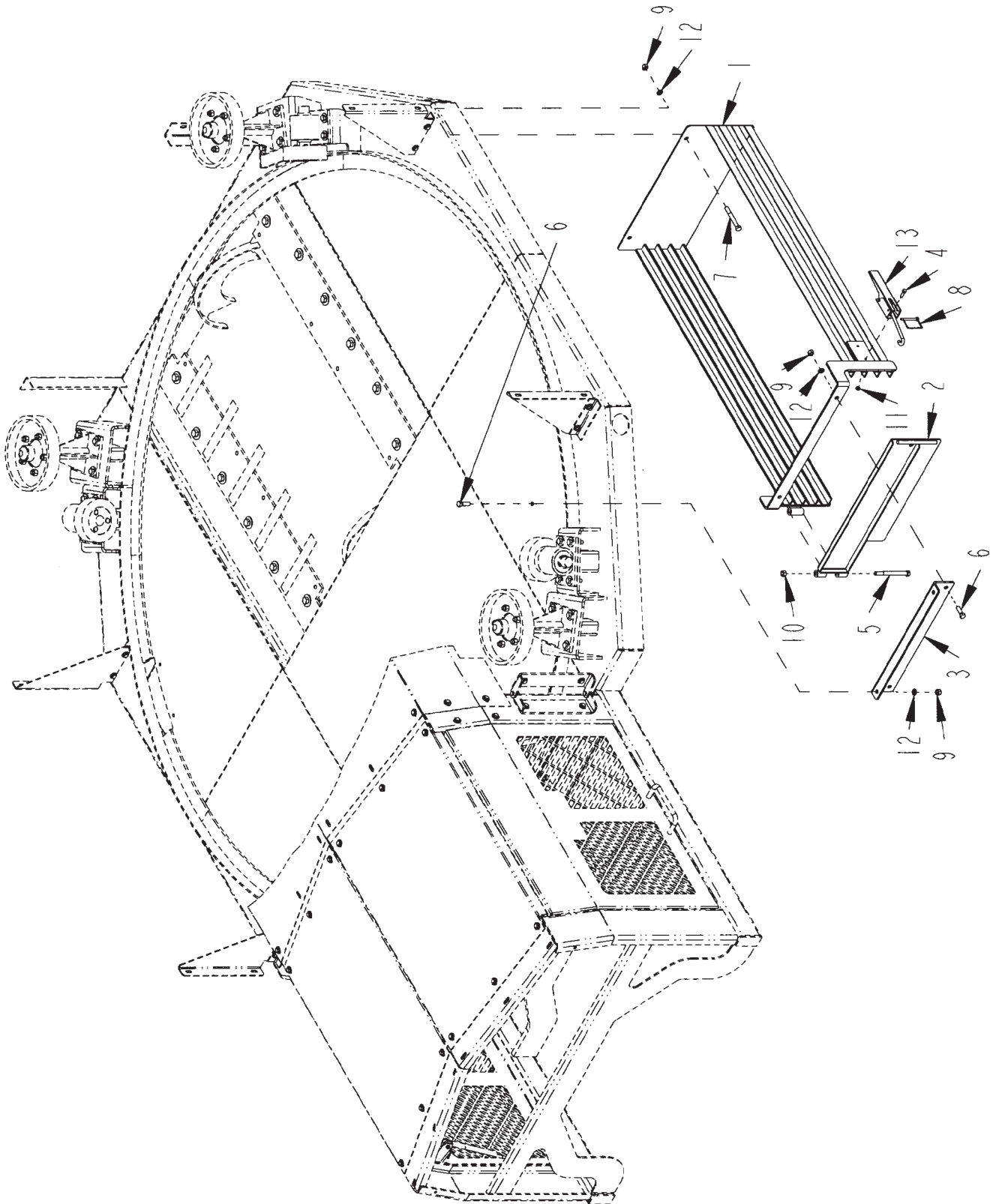
ITEM	PART	QTY.	PART DESCRIPTION
	4501347		HPPR\GRAIN\ASSY\COMPLETE
1	4501335	1	HPPR\GRAIN
2	4501340	1	CVR\RTR\HPPR\GRAIN
3	4501341	1	CVR\END\HPPR\GRAIN
4	4800003	14	BOLT\HEX\3/8X1
5	4800034	4	BOLT\HEX\3/8X1-1/2
6	4900002	18	NUT\HEX\3/8\NC
7	5000001	8	WASH\FLAT\3/8
8	5000019	18	WASH\LOCK\3/8

Grain Hopper Option Installation:

1. Orient tub to the transport position.
2. Bolt front(Item 3) and rear(Item 2) covers to grain hopper with hardware. Check to see that hopper baffle orientation is correct.
3. Place rounded end of hopper tight against the tub seal ring.
4. Check to see the hopper is centered side to side over rotor.
5. Drill four 7/16" holes through tub floor using hopper as guide.
6. Secure hopper to the floor with provided 3/8" hardware.

IMPORTANT! DO NOT ROTATE TUB WITH HOPPER INSTALLED

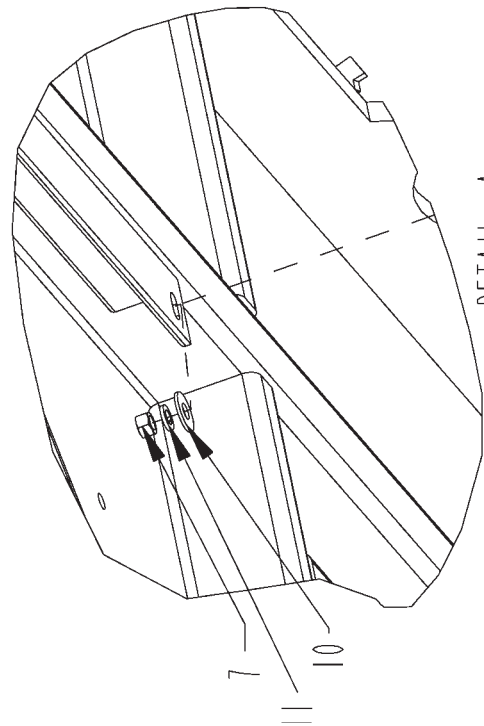
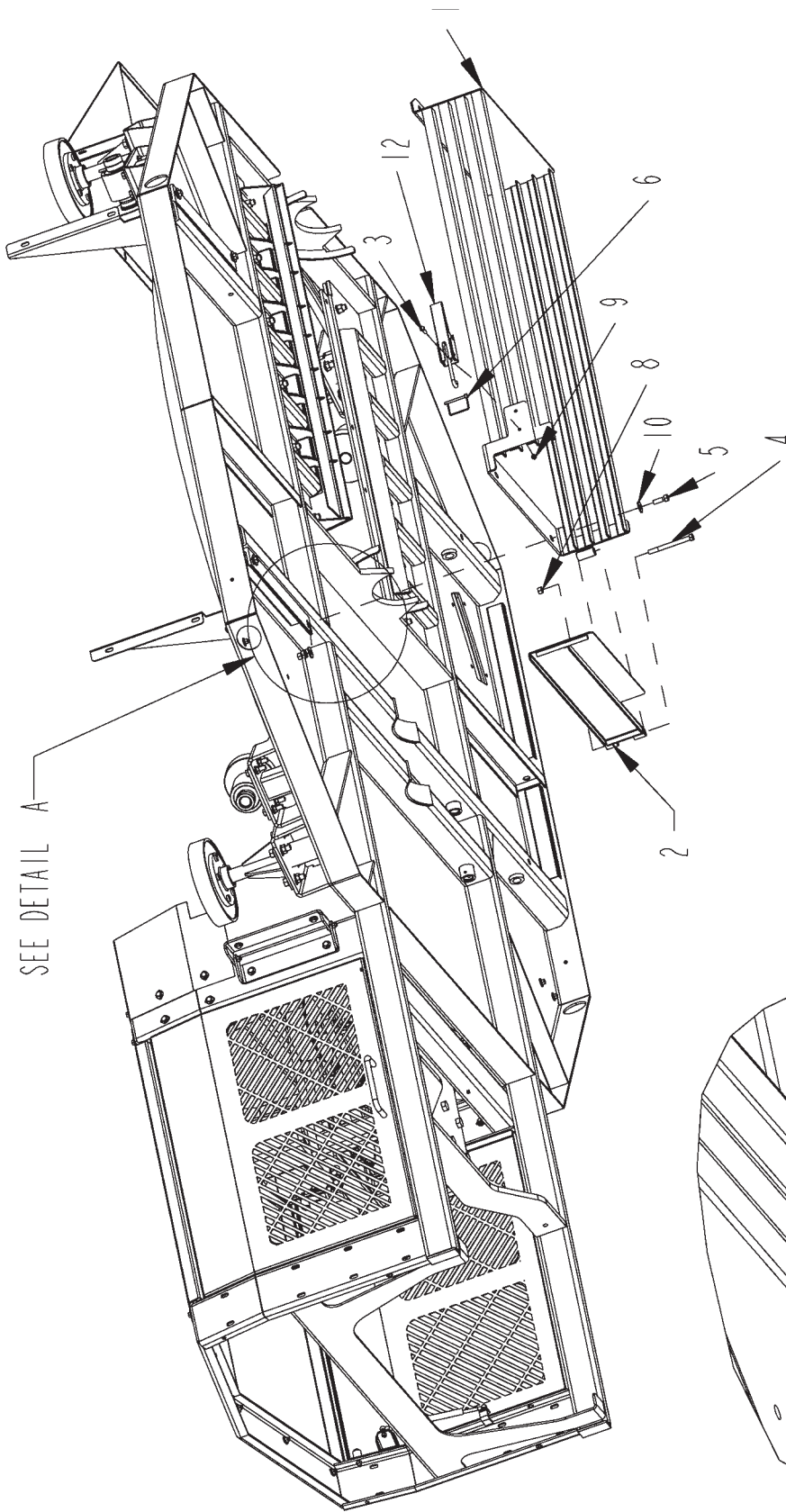
SCREEN RACK (OPTIONAL) S.N. UP TO 0166



SCREEN RACK (OPTIONAL) S.N. UP TO 0166

ITEM	PART	QTY.	PART DESCRIPTION
1	4501298	1	BRKT\SCRN
2	4501351	1	DOOR\RACK\SCRN\MLTPL
3	4501737	1	BRKT\MNT\RACK\SCRN
4	4800013	2	BOLT\HEX\5/16X1
5	4800077	1	BOLT\HEX\1/2X5-1/2
6	4800082	4	BOLT\HEX\1/2X1-1/2
7	4800188	2	BOLT\HEX\1/2X4
8	4800911	1	PIN\LYNCH\1/4X2-1/2\
9	4900001	6	NUT\HEX\1/2\NC
10	4900014	1	NUT\TPLCK\1/2\NC
11	4900142	2	NUT\TPLCK\5/16\NC
12	5000006	6	WASH\LOCK\1/2
13	7501045	1	LATCH\ADJ\OTC\4" GRIP

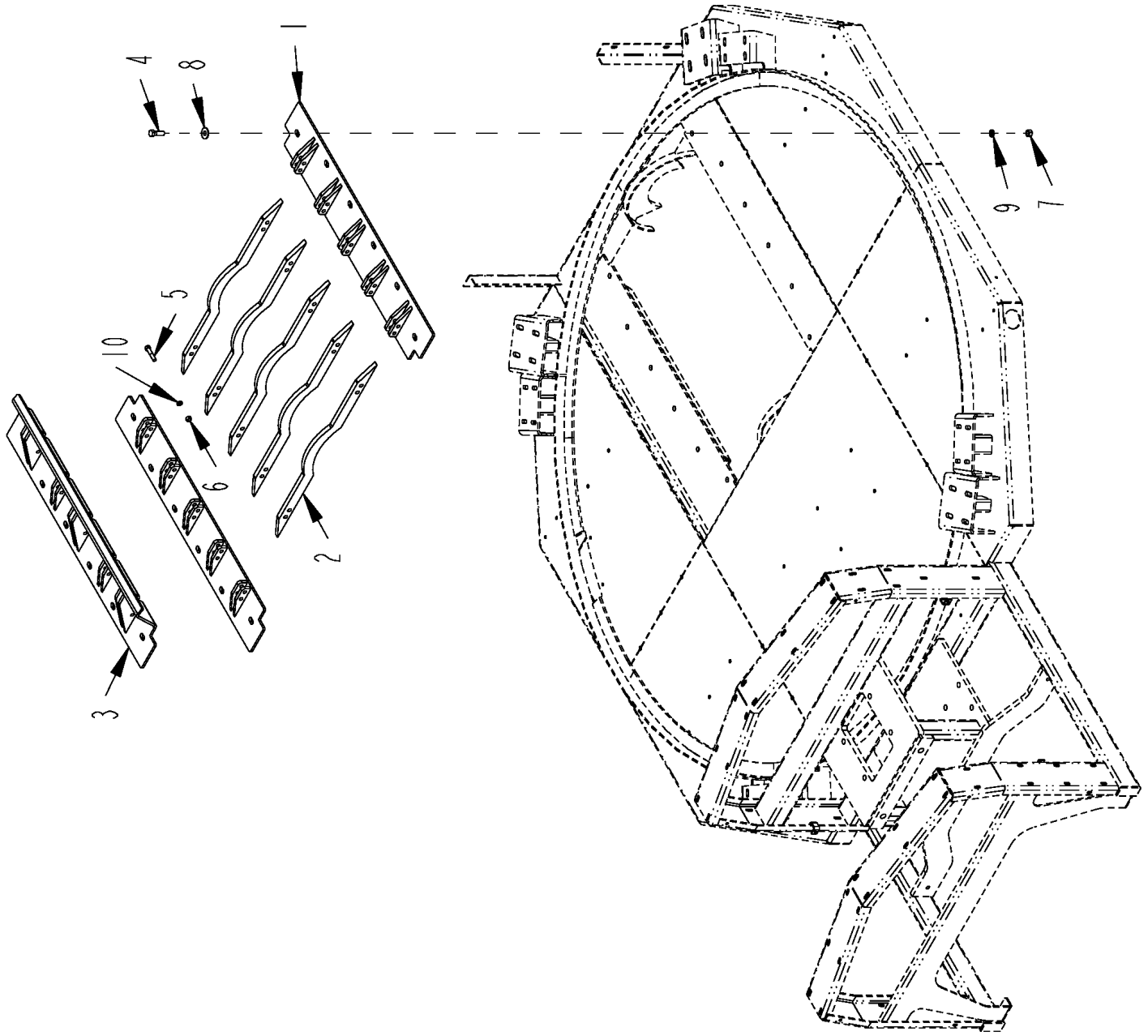
SCREEN RACK (OPTIONAL) S.N. 0167 AND UP



SCREEN RACK (OPTIONAL) S.N. 0167 AND UP

ITEM	PART	QTY.	PART DESCRIPTION
1	4502081	1	BRKT\SCRN
2	4502082	1	DOOR\RACK\SCRN
3	4800013	2	BOLT\HEX\5/16X1
4	4800145	1	BOLT\HEX\1/2X6
5	4800082	4	BOLT\HEX\1/2X1-1/2
6	4800911	1	PIN\LYNCH\1/4X2-1/2\
7	4900001	4	NUT\HEX\1/2\NC
8	4900014	1	NUT\TPLCK\1/2\NC
9	4900142	2	NUT\TPLCK\5/16\NC
10	5000004	8	WASH\FLAT\1/2
11	5000006	4	WASH\LOCK\1/2
12	7501045	1	LATCH\ADJ\OTC\4" GRIP

MILL GRATE AND GEYSER PLATE ASSEMBLY (OPTIONAL)

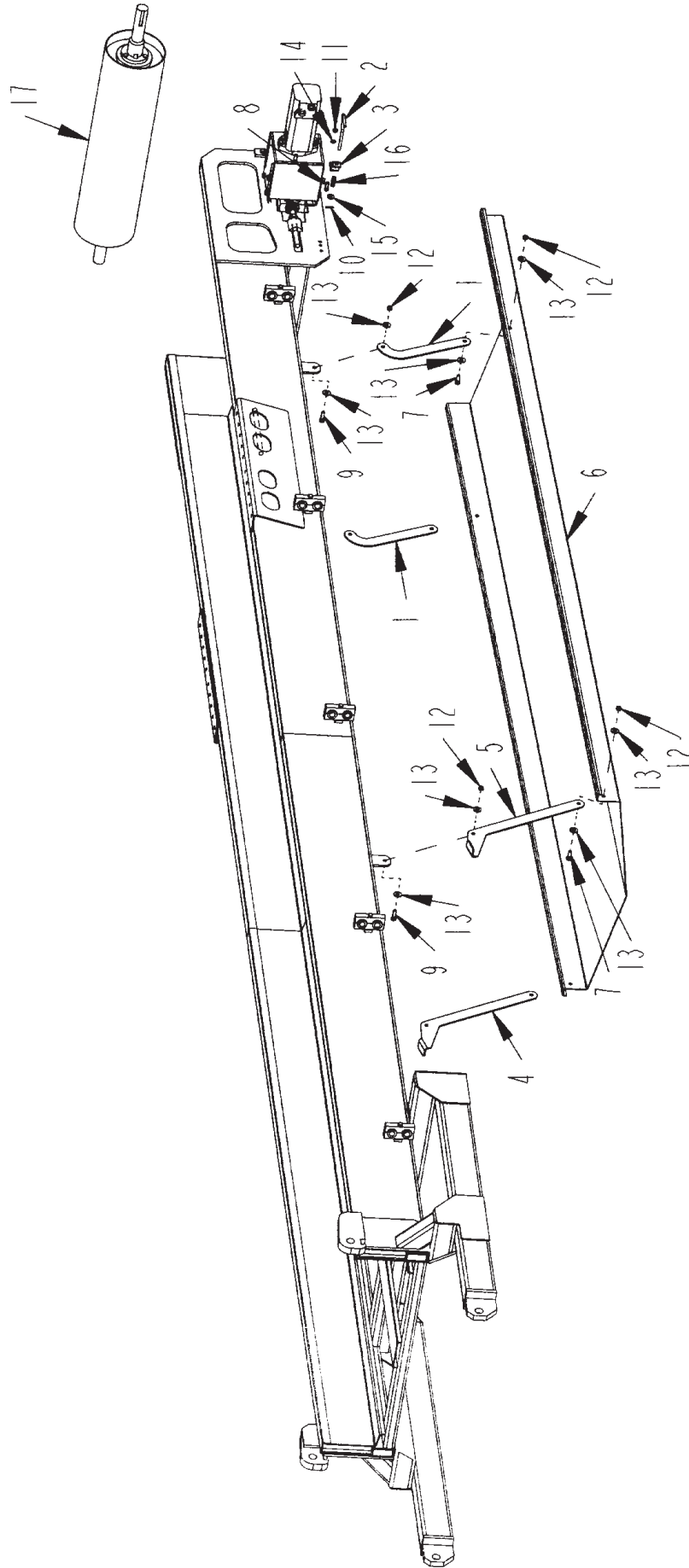


MILL GRATE AND GEYSER PLATE ASSEMBLY (OPTIONAL)

ITEM	PART	QTY.	PART DESCRIPTION
1	4501844	2	PL\SIDE\GRATE\MILL
2	4501845	5	BAR\GRATE\MILL
3	4501847	1	PL\GEYSER
4	4800010	12	BOLT\HEX\5/8X2
5	4800070	20	BOLT\HEX\1/2X2-1/2
6	4900001	20	NUT\HEX\1/2\NC
7	4900005	12	NUT\HEX\5/8\NC
8	5000002	12	WASH\FLAT\5/8
9	5000003	12	WASH\LOCK\5/8
10	5000006	20	WASH\LOCK\1/2

4501843**GRATE\MILL\BOLTED\ASSY(Includes items 1, 2, 5, 6, 10)**

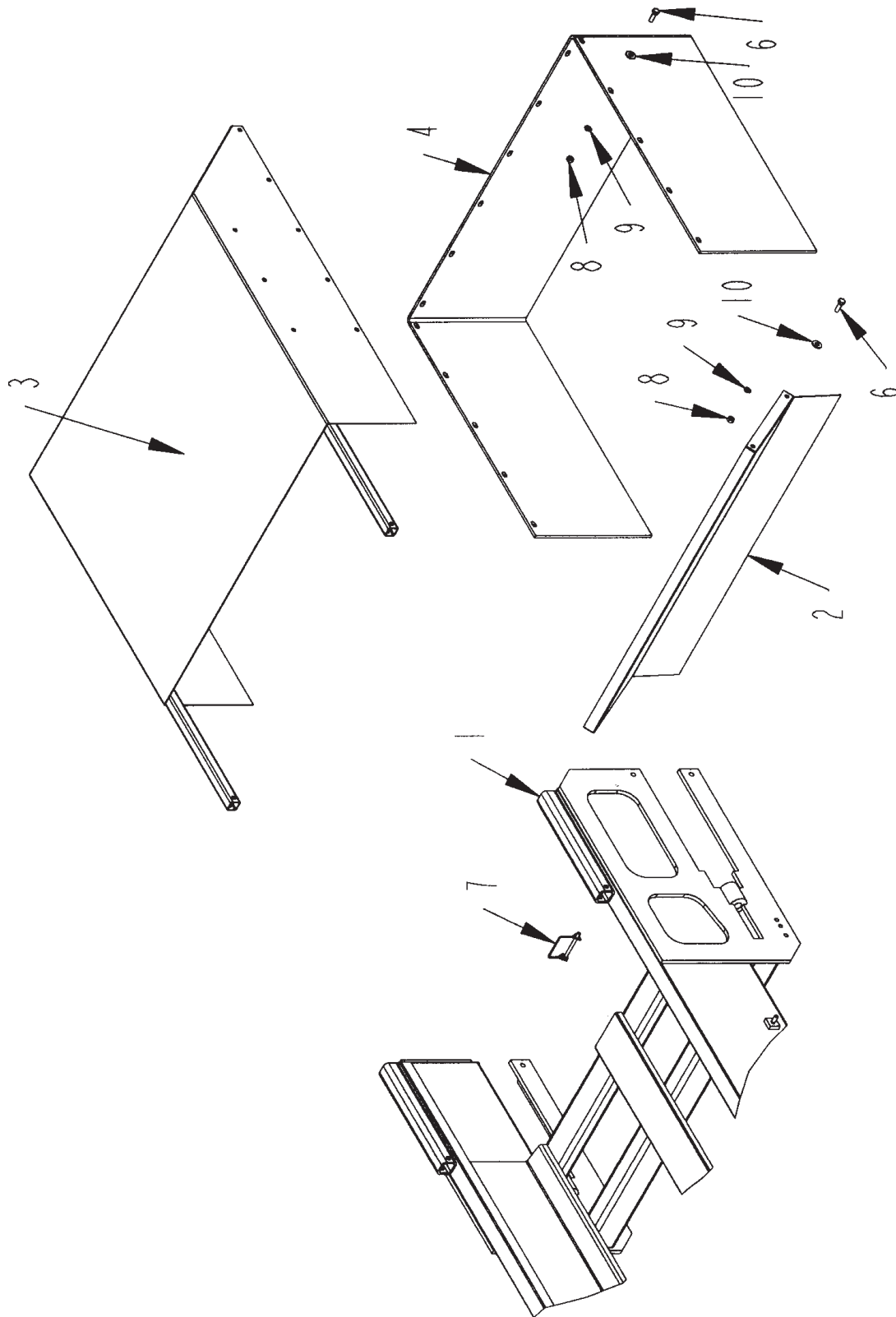
MAGNETIC ROLLER ASSEMBLY (OPTIONAL)



MAGNETIC ROLLER ASSEMBLY (OPTIONAL)

ITEM	PART	QTY.	PART DESCRIPTION
1	4702852	2	BRKT\MTG\FR\CHUTE\RLLR\MAGNETIC
2	4702871	2	PIN\HANDLE\MAG\CHUTE
3	4702876	2	BRKT\PIN\CHUTE\MAG
4	4703475	1	BRKT\MNT\FR\CHUTE\RLLR\MAG
5	4703476	1	BRKT\MNT\FR\CHUTE\RLLR\MAG
6	4704072	1	CHUTE\DISCH\10\RLLR\MAGNETIC
7	4800003	4	BOLT\HEX\3/8X1
8	4800013	4	BOLT\HEX\5/16X1
9	4800098	4	BOLT\HEX\3/8X1-1/4\NC
10	4800110	2	PIN\COT\1/8X3/4
11	4900003	4	NUT\HEX\5/16\NC
12	4900023	8	NUT\TPLCK\3/8\NC
13	5000001	16	WASH\FLAT\3/8
14	5000022	4	WASH\LOCK\5/16
15	5000023	2	WASH\FLAT\5/16
16	6100064	2	SCRAPERSPRING
17	7501086	1	RLLR\MAG\8X30
	4704709		RLLR\MAG\KIT\8X30\10'

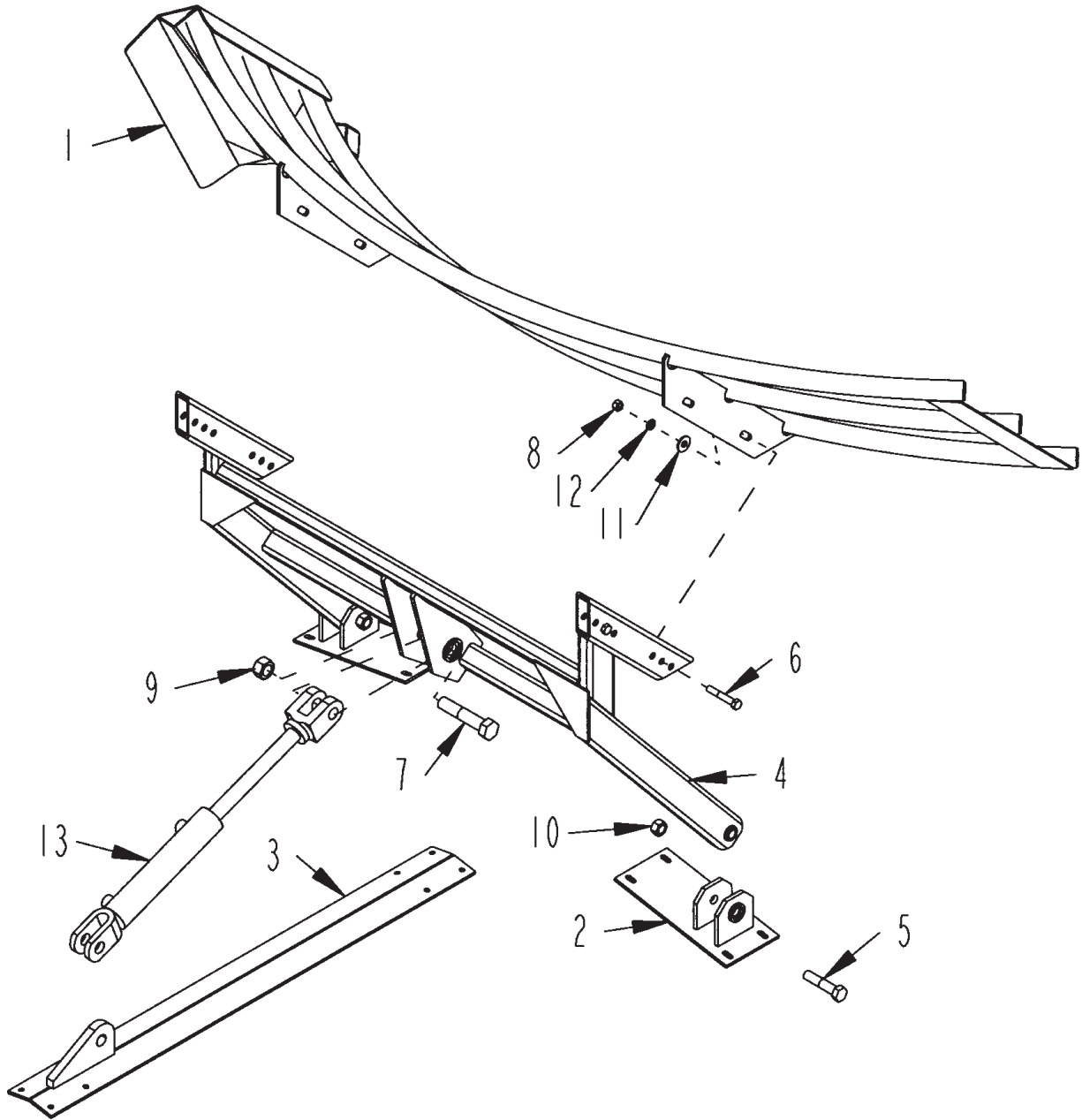
MATERIAL GUIDE ASSEMBLY (OPTIONAL)



MATERIAL GUIDE ASSEMBLY (OPTIONAL)

ITEM	PART	QTY.	PART DESCRIPTION
1	4500933	2	MNT\GUIDE\MTL\CNVYR\UPPER\END
2	4501342	1	DEFL\GUIDE\MATL\CNVYR\UPPR\30" CNVYR S/N 0127 AND UP
	4501616		DEFL\GUIDE\MATL\CNVYR\UPPR\24" CNVYR S/N 0101-0126
3	4501343	1	GUIDE\MATL\CNVYR\DISCH\UPPR\30" CNVYR S/N 0127 AND UP
	4501617		GUIDE\MATL\CNVYR\DISCH\UPPR\24" CNVYR S/N 0101-0126
4	4501344	1	BELT\GUIDE\MATL\CNVYR\UPPR\30" CNVYR S/N 0127 AND UP
	4501618		BELT\GUIDE\MATL\CNVYR\UPPR\24" CNVYR S/N 0101-0126
5	4501345	1	GUIDE\MATL\CNVYR\UPPR\ASSY
6	4800013	18	BOLT\HEX\5/16X1
7	4800559	2	PIN\LYNCH\5/16X2-1/2\W\SQ;WIRE;KEEPER
8	4900003	18	NUT\HEX\5/16\NC
9	5000022	18	WASH\LOCK\5/16
10	5000023	16	WASH\FLAT\5/16
	4501346		GUIDE\DSCH\CNVYR\KIT\30" CNVYR S/N 0127 AND UP
	4501609		GUIDE\DSCH\CNVYR\KIT\24" CNVYR S/N 0101-0126

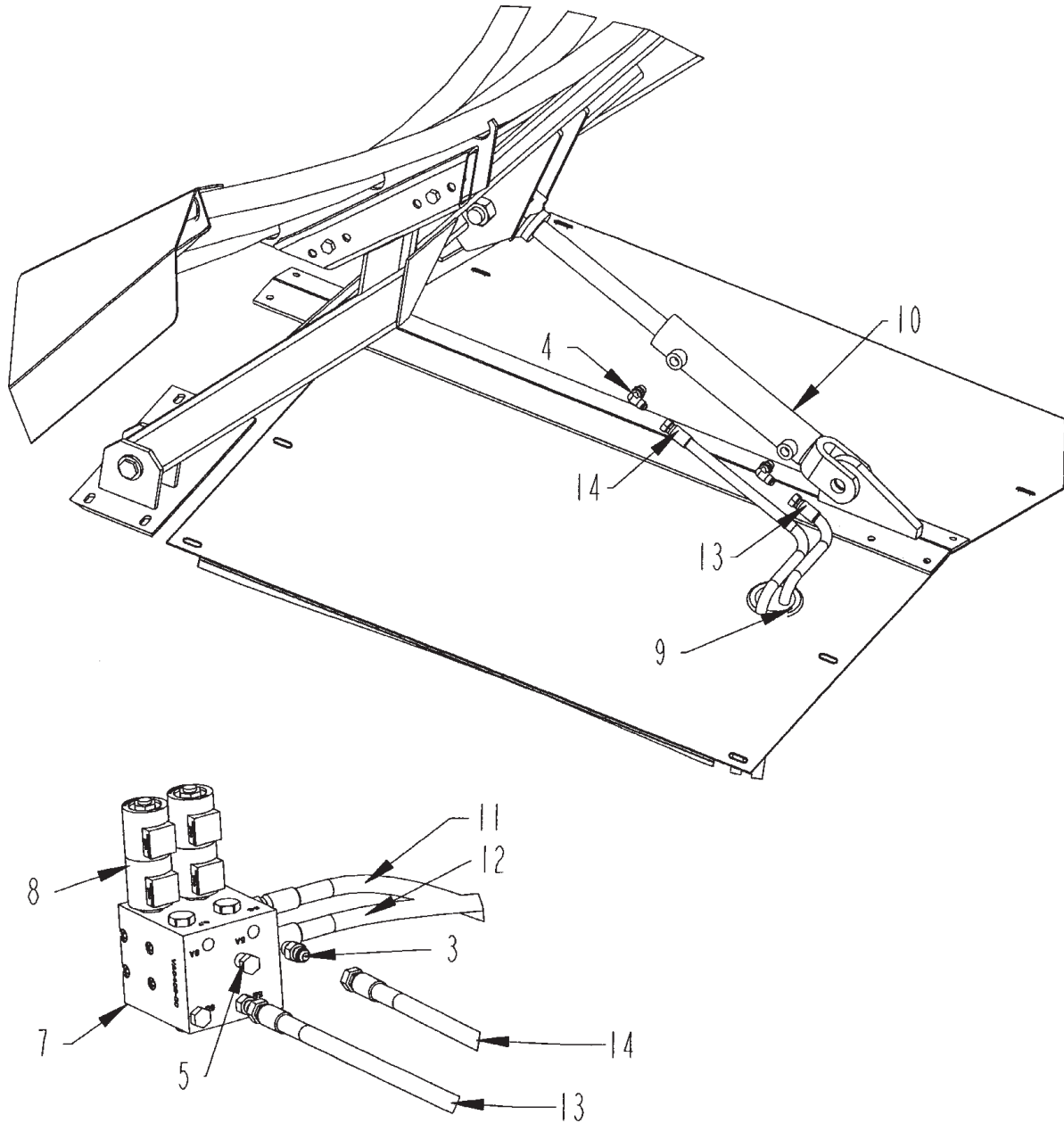
HAY GUIDE PARTS (OPTIONAL)



HAY GUIDE PARTS (OPTIONAL)

ITEM	PART	QTY.	PART DESCRIPTION
1	4501538	1	FRM\GUIDE\HAY
2	4501539	2	BRKT\HINGE\GUIDE\HAY
3	4501544	1	BRKT\CYL\GUIDE\HAY
4	4501545	1	FRM\GUIDE\HAY\WELD
5	4800011	2	BOLT\HEX\3/4X3-1/2
6	4800068	4	BOLT\HEX\1/2X3
7	4800546	1	BOLT\HEX\1X5\NC
8	4900001	4	NUT\HEX\1/2\NC
9	4900127	1	NUT\TPLCK\1\NC
10	4900139	2	NUT\TPLCK\3/4\GR8\NC
11	5000004	4	WASH\FLAT\1/2
12	5000006	4	WASH\LOCK\1/2
13	4100210	1	CYL\HYD\2X8\1-1/4RD\WELDED

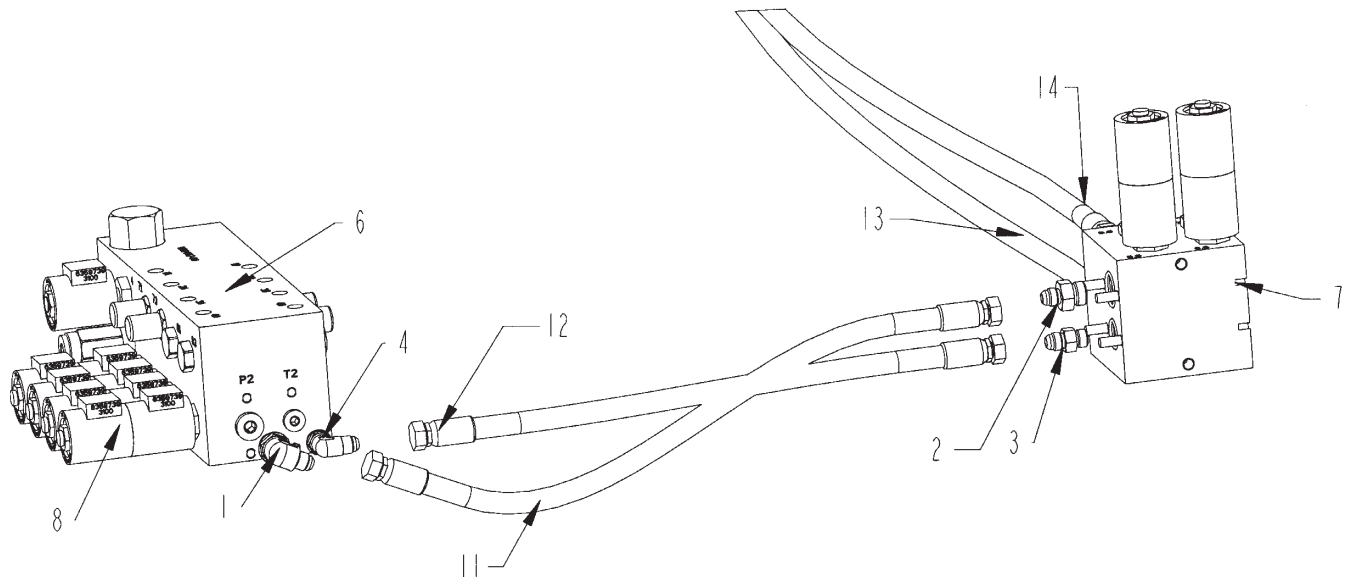
HAY GUIDE HYDRAULIC CYLINDER (OPTIONAL)



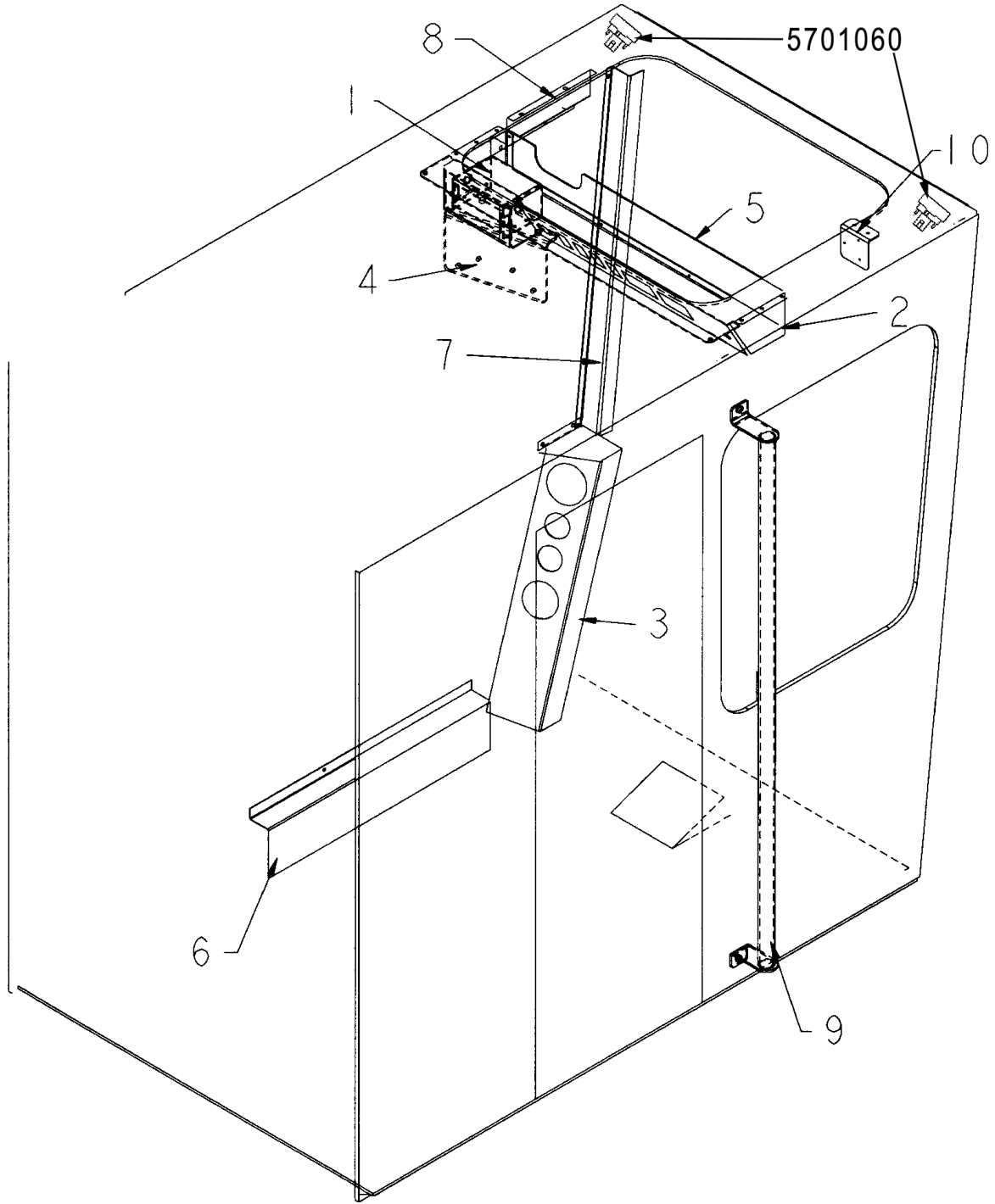
ITEM	PART	QTY.	PART DESCRIPTION
1	3800453	1	FTG\3/4MORX9/16MJIC\90
2	3800530	1	FTG\3/4MORX9/16MJIC\ST
3	3800631	3	FTG\9/16MORX9/16MJIC\ST
4	3800757	3	FTG\9/16MORX9/16MJIC\90
5	3800779	2	FTG\9/16MOR\PLUG\HEXHEAD
6	4000210	1	VLV\HYD\AUX\BLK\MFLD
7	4000211	1	VLV\HYD\AUX\BLK\MFLD\TOC
8	4000229	9	VALVE\HYD\SOL\24V\635W/D/WPEND
9	7501070	1	GRMMT\RBBR\3-1/8X2-1/2IDX1/2T
10	4100210	1	CYL\HYD\2X8\1-1/4RD\WELDED
11	0	1	HOSE_61_1150_HAYGUIDE
12	0	1	HOSE_62_1150_HAYGUIDE
13	0	1	HOSE_63_1150_HAYGUIDE
14	0	1	HOSE_64_1150_HAYGUIDE

HAY GUIDE HYDRAULIC VALVE BLOCK (OPTIONAL)

ITEM	PART	QTY.	PART DESCRIPTION
1	3800453	1	FTG\3/4MORX9/16MJIC\90
2	3800530	1	FTG\3/4MORX9/16MJIC\ST
3	3800631	3	FTG\9/16MORX9/16MJIC\ST
4	3800757	3	FTG\9/16MORX9/16MJIC\90
5	3800779	2	FTG\9/16MOR\PLUG\HEXHEAD
6	4000210	1	VLV\HYD\AUX\BLK\MFLD
7	4000211	1	VLV\HYD\AUX\BLK\MFLD\TOC
8	4000229	9	VALVE\HYD\SOL\24V\635\W\DWPEND
9	7501070	1	GRMMT\RBBR\3-1/8X2-1/2IDX1/2T
10	4100210	1	CYL\HYD\2X8\1-1/4RDWELDED
11	0	1	HOSE_61_1150_HAYGUIDE
12	0	1	HOSE_62_1150_HAYGUIDE
13	0	1	HOSE_63_1150_HAYGUIDE
14	0	1	HOSE_64_1150_HAYGUIDE



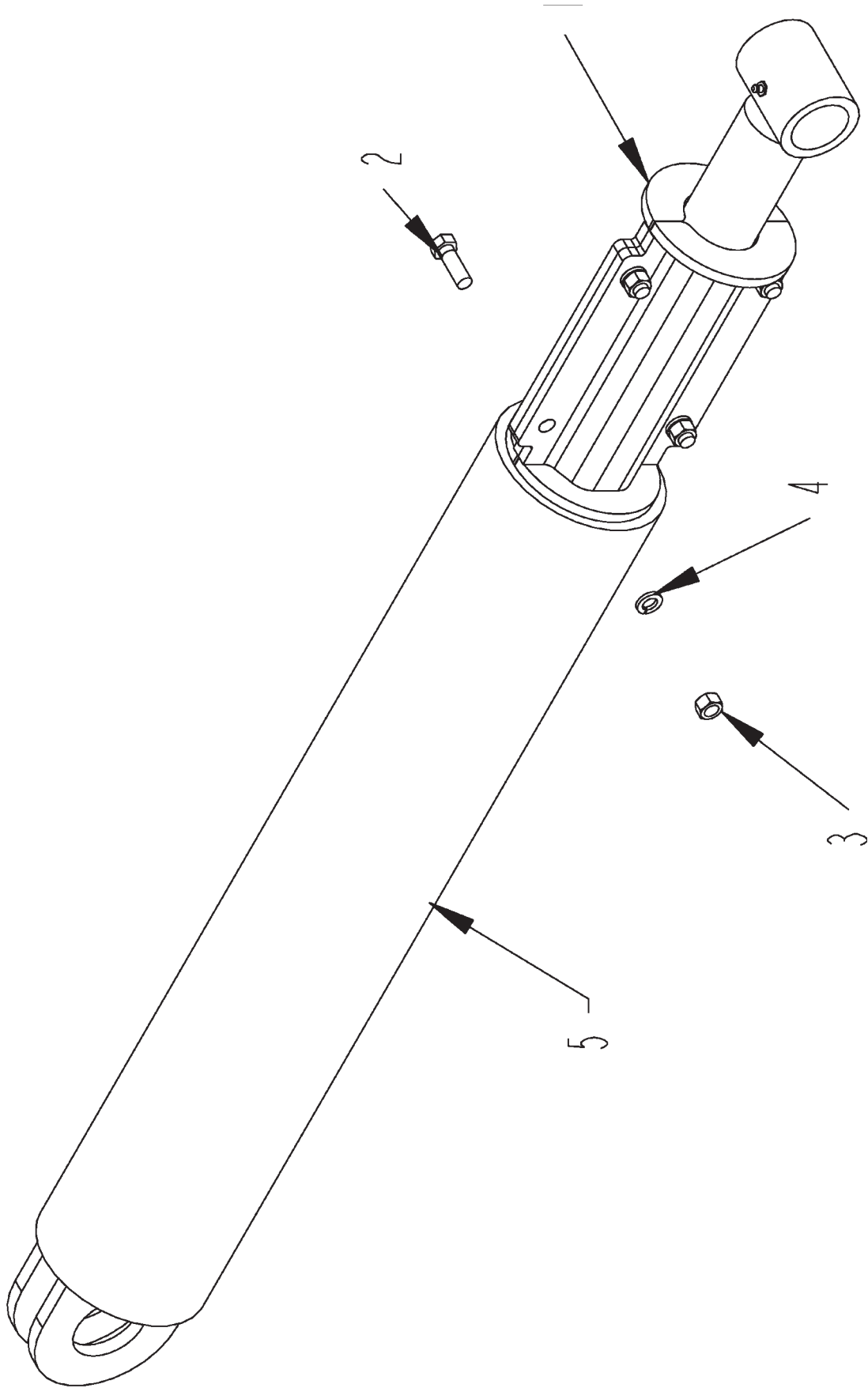
GRAPPLE LOADER CAB - LOADER OPTION



GRAPPLE LOADER CAB - LOADER OPTION

ITEM	PART	QTY.	PART DESCRIPTION
1	4501543	1	BRKT\GOV\1150
2	4501677	1	PNL\SWITCH\CAB\LDR\1150
3	4501678	1	BRKT\GAUGE\LDR;CAB\1150
4	4502013	1	BRKT\SCALE
5	4703346	1	PNL\BACK\CAB
6	4703348	1	SHLD\WIRE\CAB\4012
7	4703349	1	SHLD\WIRE\CAB\4012
8	4703350	1	SHLD\WIRE\CAB\4012
9	4704042	1	BRKT\RAIL\HAND\CAB
10	4704055	1	BRKT\FAN\LDR\HOOD
	7501205		BUMPER\DOCK\HOOD
	5701060		LAMP HALOGEN

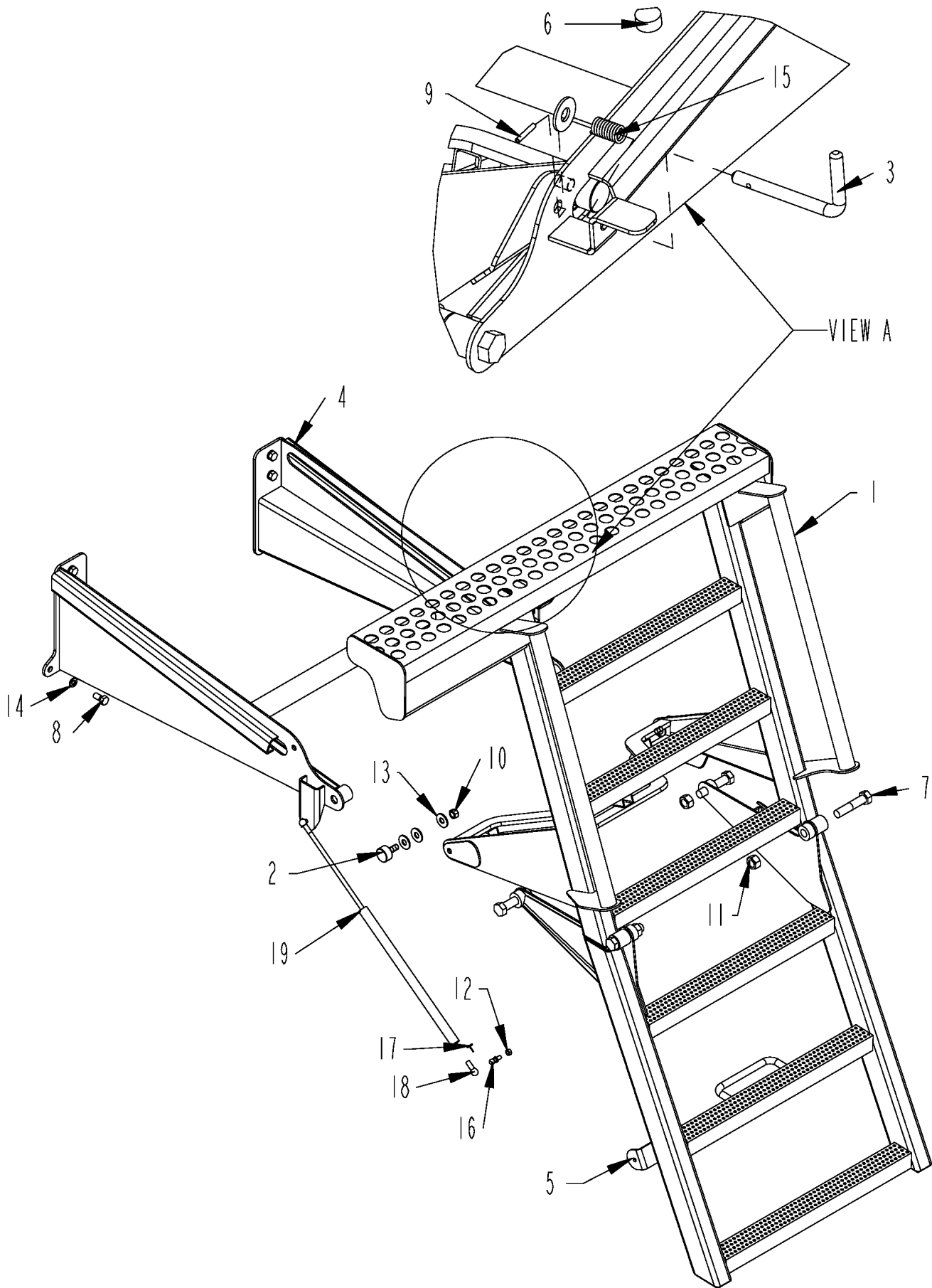
GRAPPLE STOP - LOADER OPTION



GRAPPLE STOP - LOADER OPTION

ITEM	PART	QTY.	PART DESCRIPTION
1	4501849	2	STOP\CYL\GRPPL\1150
2	4800082	4	BOLT\HEX\1/2X1-1/2
3	4900001	4	NUT\HEX\1/2\NC
4	5000006	4	WASH\LOCK\1/2
5		1	CYLINDERS SUPPLIED BY OTHERS

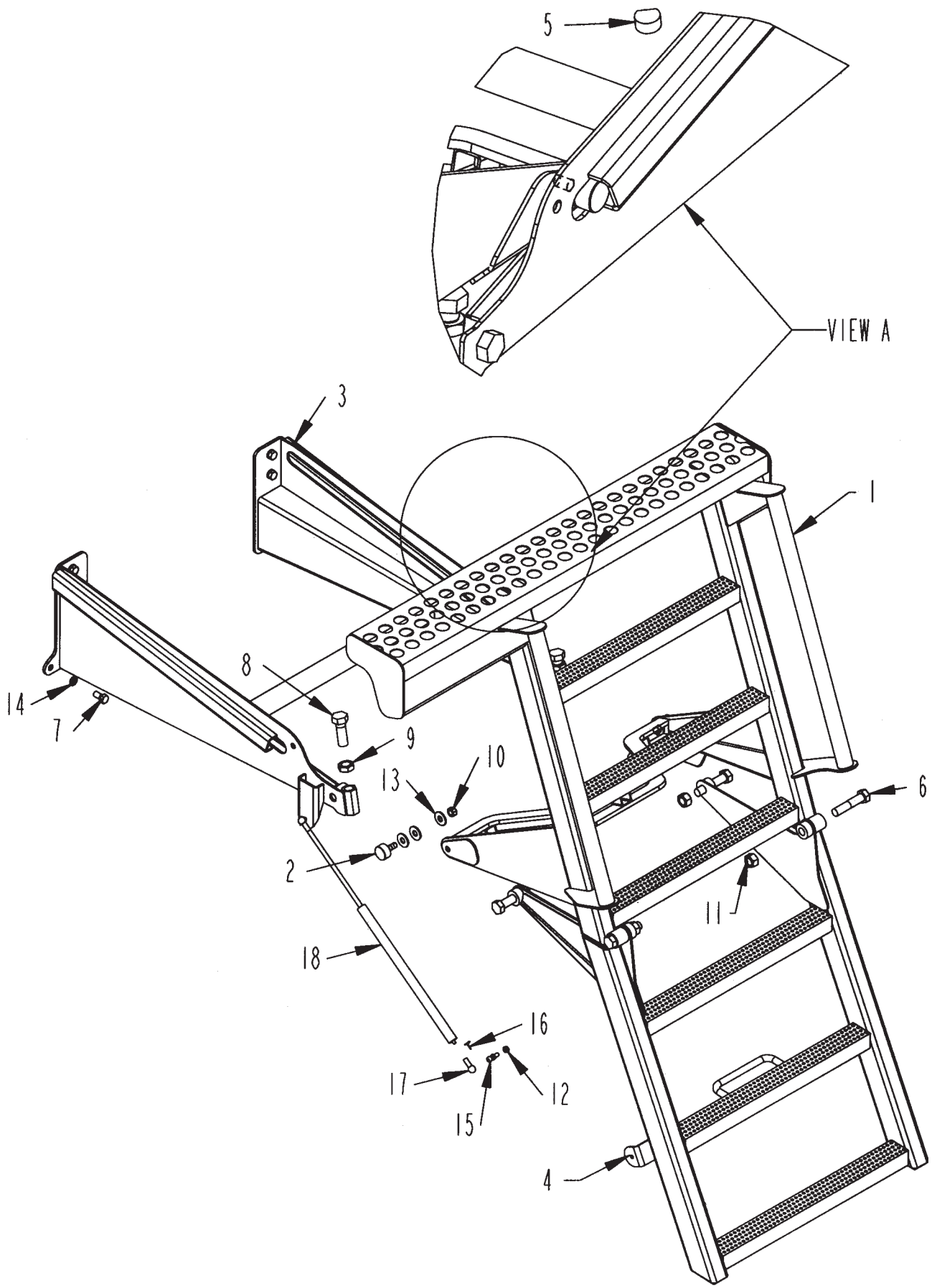
CAB LADDER ASSEMBLY - LOADER OPTION THRU S.N. 0231



CAB LADDER ASSEMBLY - LOADER OPTION THRU S.N. 0231

ITEM	PART	QTY.	PART DESCRIPTION
1	4502015	1	LDDR\ASY\UPPR\CAB
2	4600228	2	RLLR\GUIDE\LDDR\CAB
3	4702534	1	PIN\LOCK\PNL\CNTRL
4	4703272	1	FRM\SUP\LDDR\CAB
5	4703274	1	LDDR\ASY\LWR\CAB
6	4703622	2	STPR\LDDR\SERVICE
7	4800011	4	BOLT\HEX\3/4X3-1/2
8	4800085	6	BOLT\HEX\1/2X1
9	4800456	1	PIN\RLLD\3/16X1-1/8
10	4900119	2	NUT\TPLCK\1/2\NF
11	4900139	4	NUT\TPLCK\3/4\GR8\NC
12	4900142	2	NUT\TPLCK\5/16\NC
13	5000004	7	WASH\FLAT\1/2
14	5000006	6	WASH\LOCK\1/2
15	6100050	1	SPG\COMP\.775OD\.08WD
16	7500345	2	BALL STUD
17	7500346	2	SAFETY CLIP
18	7500583	2	END FITTING\GAS SPRING
19	7500705	1	SPRNG\GAS\250LB\9416K224

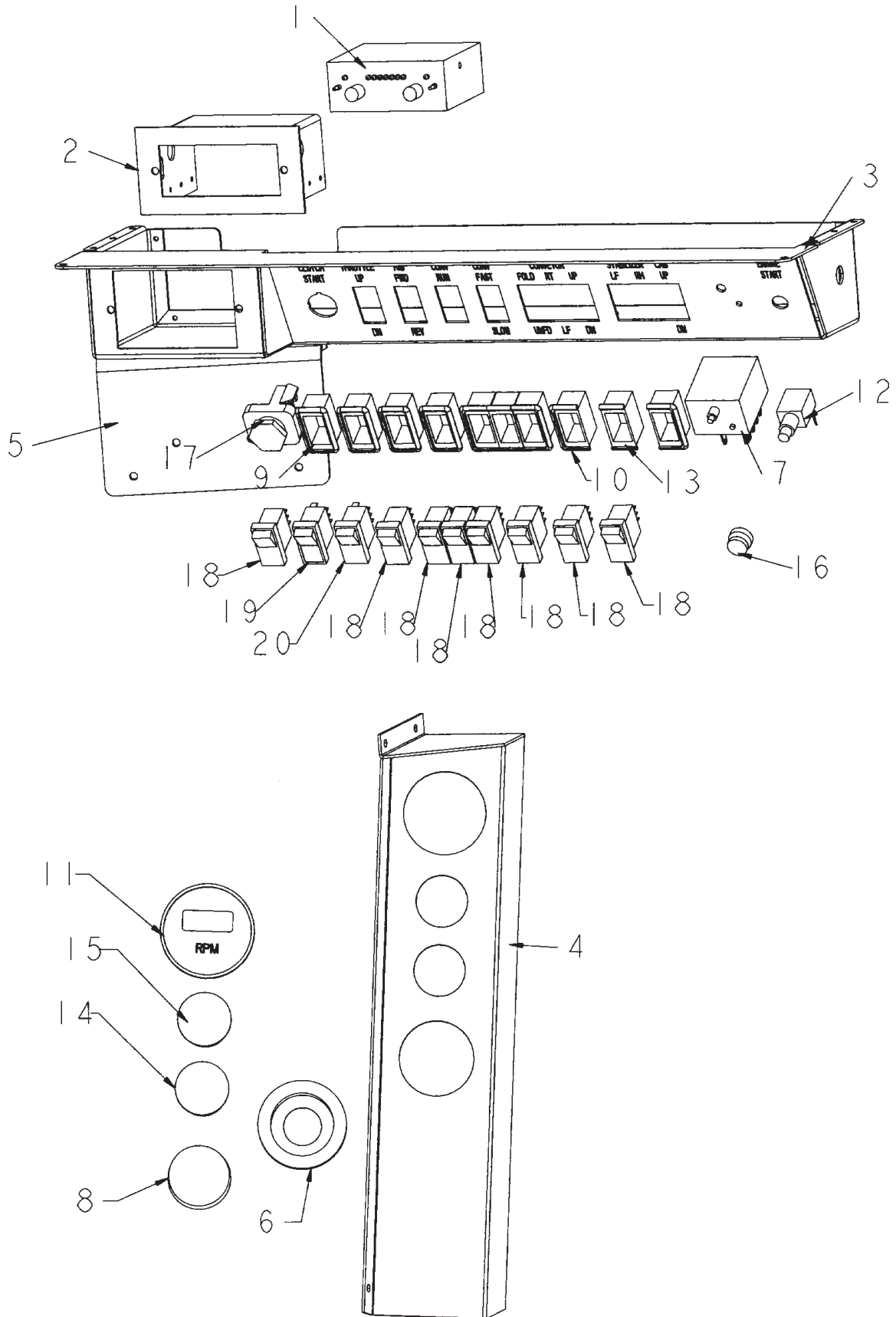
CAB LADDER ASSEMBLY - LOADER OPTION S.N. 0231 & UP



CAB LADDER ASSEMBLY - LOADER OPTION S.N. 0231 & UP

ITEM	PART	QTY.	PART DESCRIPTION
	4502024		LDDR\ASY\1150
1	4502015	1	LDDR\ASY\UPPR\CAB
2	4600228	2	RLLR\GUIDE\LDDR\CAB
3	4703272	1	FRM\SUP\LDDR\CAB
4	4703274	1	LDDR\ASY\LWR\CAB
5	4703622	2	STPR\LDDR\SERVICE
6	4800011	4	BOLT\HEX\3/4X3-1/2
7	4800085	6	BOLT\HEX\1/2X1
8	4800470	2	BOLT\HEX\7/8X2-1/2\NC
9	4900103	2	NUT\JAM\7/8\NC
10	4900119	2	NUT\TPLCK\1/2\NF
11	4900139	4	NUT\TPLCK\3/4\GR8\NC
12	4900142	2	NUT\TPLCK\5/16\NC
13	5000004	6	WASH\FLAT\1/2
14	5000006	6	WASH\LOCK\1/2
15	7500345	2	BALL STUD
16	7500346	2	SAFETY CLIP
17	7500583	2	END FITTING\GAS SPRING
18	7500705	1	SPRNG\GAS\250LB\9416K224

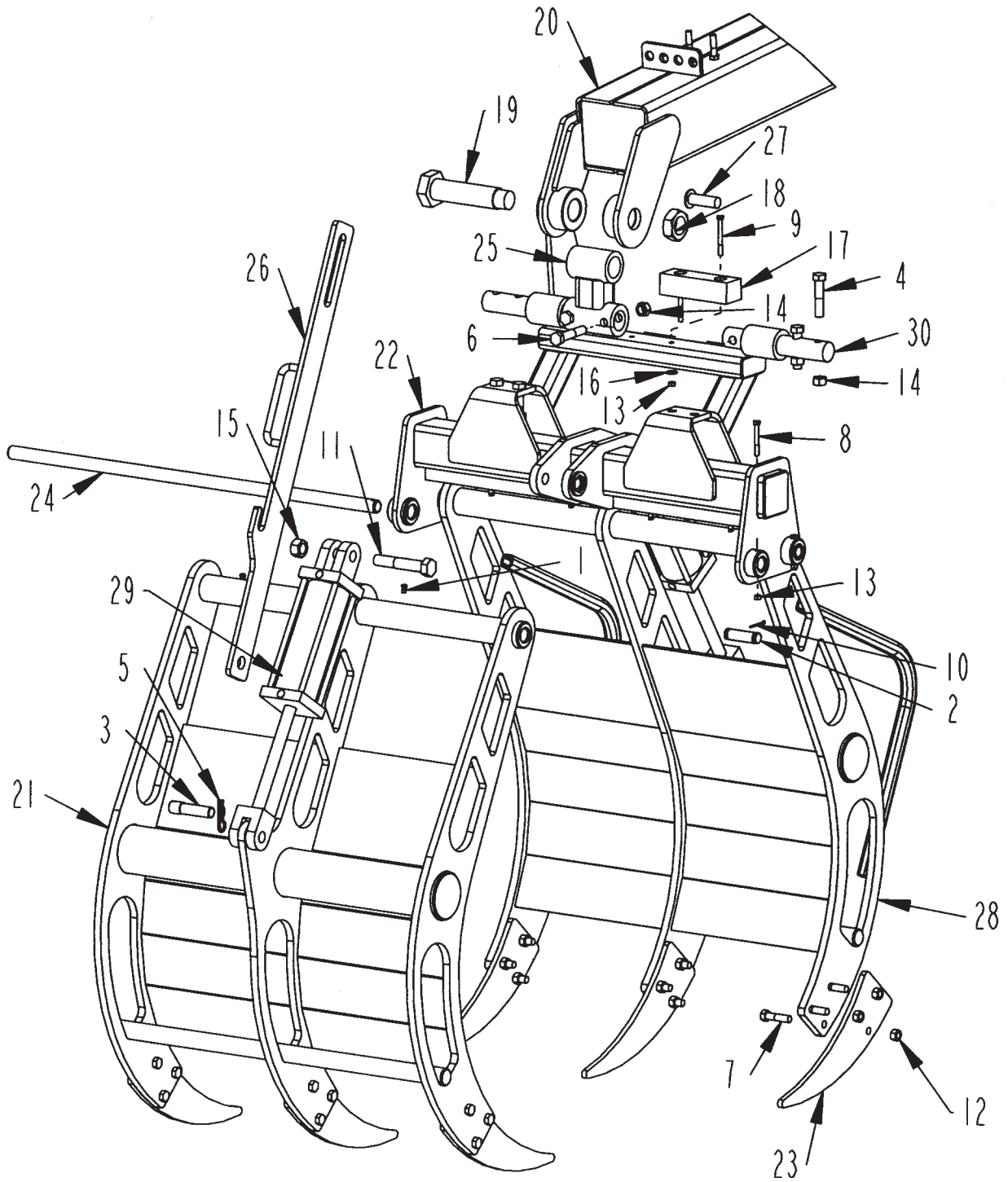
CAB SWITCHES AND GAUGES - LOADER OPTION



CAB SWITCHES AND GAUGES - LOADER OPTION

ITEM	PART	QTY.	PART DESCRIPTION
1	4300034	1	CONTROL BOX
2	4501543	1	BRKT\GOV\1150
3	4501677	1	PNL\SWITCH\CAB\LDR\1150
4	4501678	1	BRKT\GAUGE\LDR;CAB\1150
5	4502013	1	BRKT\SCALE
6	5700202	1	LAMP\GRMMT\2-1/2KIT\W\PLUG
7	5700252	1	SWITCH\ELEC\MAGNETIC\TAT\24V
8	5700285	1	LAMP\RED\2-1/2\24V
9	5700328	4	SWITCH\RCKR\MNT\PNL\SNGL
10	5700333	4	SWITCH\RCKR\MNT\PNL\MTPL
11	5700368	1	TACH\CAT
12	5700403	1	SWITCH\BUTTON\PUSH
13	5700448	2	SWITCH\RCKR\MNT\PNL\MDDL
14	5700499	1	GAUGE\PRESS\OIL\12V\550P
15	5700501	1	GAUGE\TEMP\ELEC\12V\230F
16	5700510	1	BOOT\DUST\PUSBUTTON
17	5700514	1	SWITCH\MOM\PB\GRN\1NO
18	5700542	8	SWITCH\RCKR\DPDT\24VUNLIT\15A\MOMNTRY\W\RAISED
19	5700543	1	SWITCH\RCKR\DPDT\24V\2LIT\15A\LATCH\W\RAISED
20	5700544	1	SWITCH\RCKR\DPDT\24V\1LIT\15A\LATCH&MOMW\RAISED

HAY FORK ASSEMBLY - LOADER OPTION



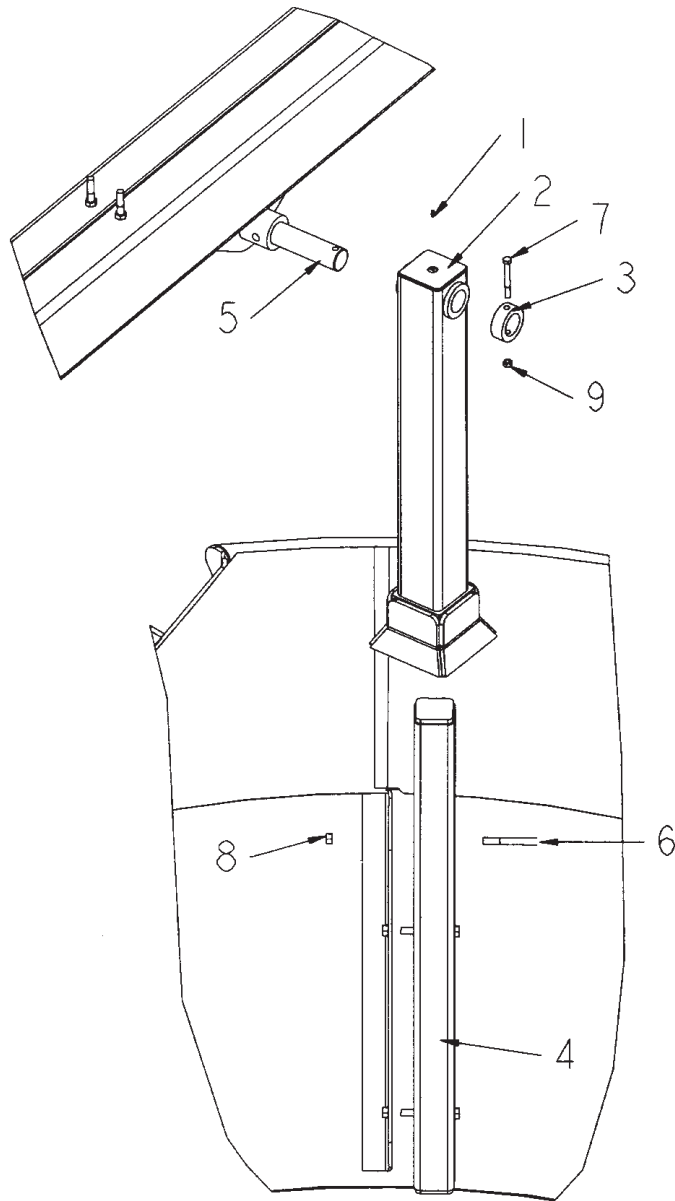
HAY FORK ASSEMBLY - LOADER OPTION

ITEM	PART	QTY.	PART DESCRIPTION
1	3800044	8	FTG\LUB\1/8MPXZRK\90D
2	4100030	1	PIN\CYL\HYD\1X3 1/2\>
3	4702691	1	PIN\STEP\1X1-1/8X4-1/2
4	4800011	4	BOLT\HEX\3/4X3-1/2 (THRU S.N. 0377)
4A	4800063	4	BOLT\HEX\3/4X4 (S.N. 0378 & UP)
5	4800056	1	PIN\HAIR\3/16(#3)
6	4800063	2	BOLT\HEX\3/4X4 (THRU S.N. 0305)
6A	4800139	2	BOLT\HEX\3/4X4-1/2 (S.N. 0306 & UP)
7	4800079	18	BOLT\HEX\5/8X2-1/2
8	4800156	2	BOLT\HEX\3/8X3
9	4800197	2	BOLT\HEX\3/8X3-1/2
10	4800203	2	PIN\COT\5/32X2
11	4800633	2	BOLT\HEX\1X5-1/2\NC\GR5\>
12	4900012	18	NUT\TPLCK\5/8\NC
13	4900030	4	NUT\NYLCK\3/8\NC
14	4900106	6	NUT\NYLCK\3/4\NC
15	4900127	2	NUT\TPLCK\1\NC
16	5000001	2	WASH\FLAT\3/8
17	7500635	1	CUSH\RBBR\7-3/4X2-7/16X2
18	7501260	1	NUT\LOADER\2"
19	7501363	1	BOLT\HEX\2X7\LOADER
20	8000066	1	FRAME\BOOM\JIB\161-1/2
21	8000074	1	HALF\FORK
22	8000076	1	FRAME\SPPT\FORK
23	8000077	6	TOOTH\FORK
24	8000078	2	PIN\FORK
25	8000079	1	MNT\FORK (THRU S.N. 0305)
25A	4502781	1	MNT\FORK (S.N. 0306 & UP)
	4502782		BUSH\NYLATRON\4-3/8X2 (INCLUDED WITH 4502781)
26	8000084	1	BAR\TRNSPRT\GRPPL
27	8000085	1	REST\BAR\TRNSPRT
28	8000086	1	HALF\FORK
29	4100294	2	CYL\HYD\3-1/2X8\WELD\W-CROSS
30	7501160	1	SCALE\LOAD\CELL\LDR\1150
30A	8000083		SHFT\FORK\ W/O SCALE OPTION

7501160 INCLUDES THE FOLLOWING

7500939	2	LOAD\CELL\SCALE>
	1	J-BOX WITH 30' LEADS
	1	POWER CORD WITH 10' LEAD
	1	BRKT\MOUNTING
7500999	1	INDICATOR\EZ2000

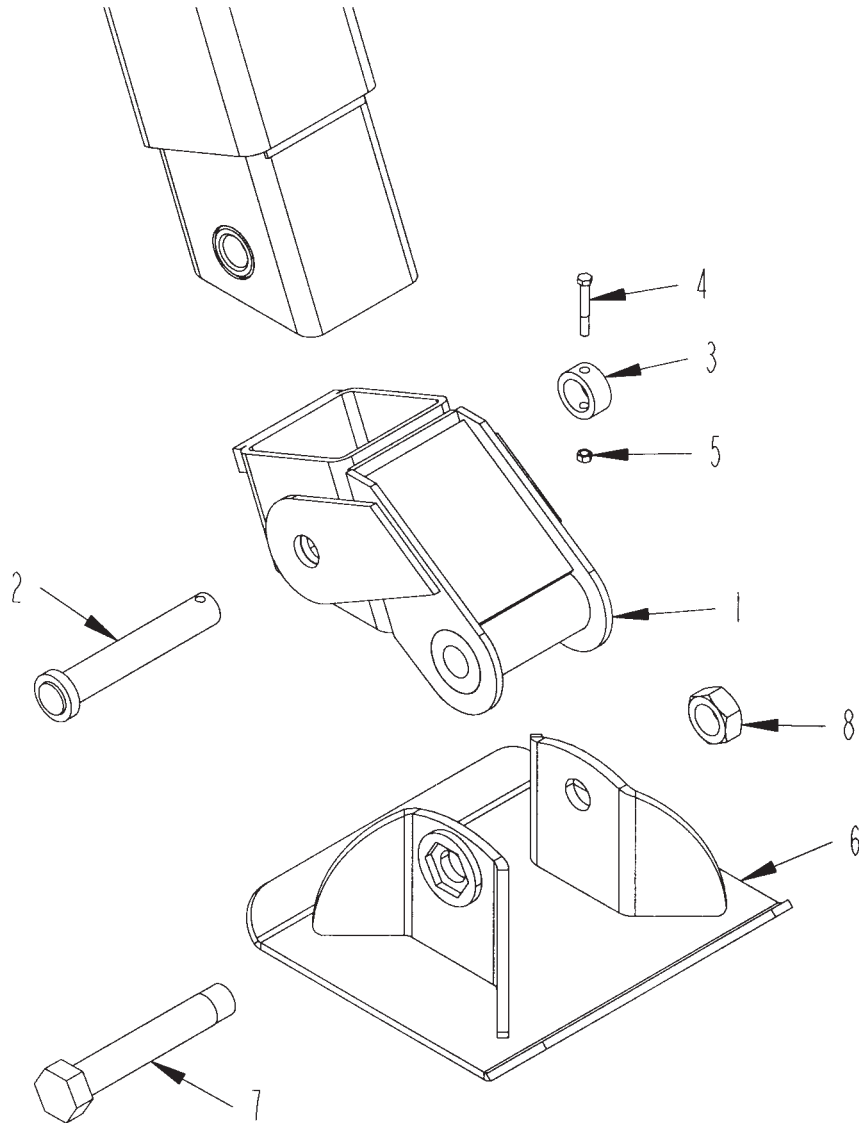
GRAPPLE LOADER REST - LOADER OPTION



GRAPPLE LOADER REST - LOADER OPTION

ITEM	PART	QTY.	PART DESCRIPTION
1	3800041	1	FTG\LUB\1/8MPXZERK\ADAPT
2	4501833	1	REST\BOOM
3	4501834	1	COLLAR\REST\BOOM
4	4501835	1	STAND\REST\BOOM
5	4501836	1	MNT\REST\BOOM
6	4800188	3	BOLT\HEX\1/2X4
7	4800515	1	BOLT\HEX\3/8X3-1/4\NC
8	4900016	3	NUT\NYLCK\1/2\NC
9	4900030	1	NUT\NYLCK\3/8\NC

LEG EXTENSION - LOADER OPTION



LEG EXTENSION - LOADER OPTION

ITEM	PART	QTY.	PART DESCRIPTION
1	4502162	2	EXT\LEG\GRPPL
2	4502163	2	PIN\EXT\LEG
3	4502164	2	TUBE\PIN\LEG
4	4800514	2	BOLT\HEX\3/8X2-3/4
5	4900023	2	NUT\TPLCK\3/8\NC
6	8000073	2	CALL
7	CALL	2	HOOD LOADER BOLT
8	CALL	2	HOOD LOADER NUT

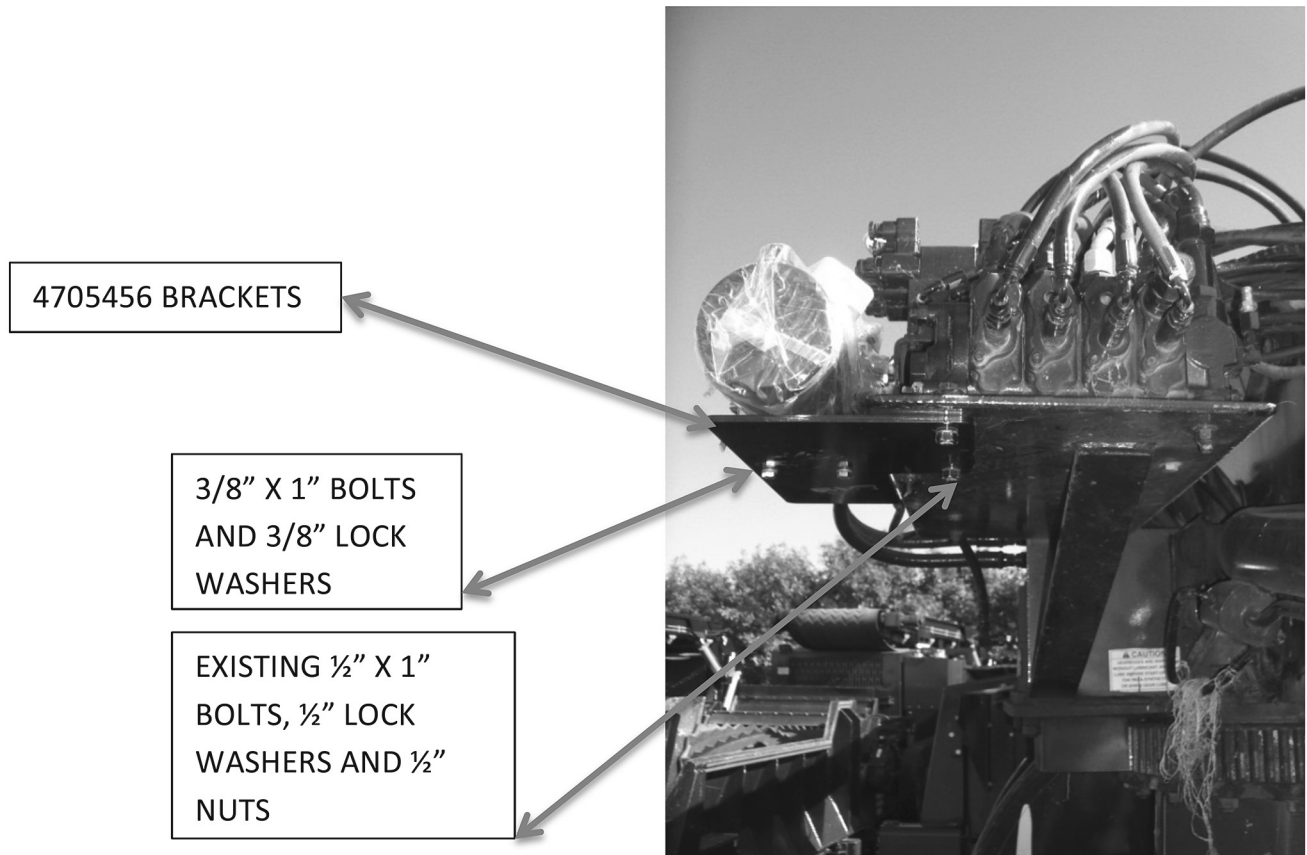
4704135 HOOD LOADER POWER UNIT KIT

**** This power unit system is only to be used to lower the cab in emergency situations. ****

PARTS LIST


PART	QTY.	DESCRIPTION
4704135		OPTION\UNIT\POWER\HOODLOADER
0501045	1	INSTR\KIT\UNIT\POWER\HOODLOADER
3701401	2	HOSE\HYD\1\4X30\7\16FJICX9\16FJIC
3800757	2	FTG\9\16MORX9\16MJIC\90
3800966	2	FTG\7\16FJICSX7\16MJICX7\16MJIC\RUN;TEE
4000267	1	UNIT\PWR\24V\W\2QT RSVR\W\VALVE&PENDANT
4705016	1	CBL\BATT\60\#4\POS\1\2RING\1\4 RING
4705017	1	CBL\BATT\372\#4\POS\3\8RING\1\4 RING
4705018	1	CBL\BATT\372\#4\NEG\3\8RING\1\4 RING
4705456	1	BRKT\UNIT\POWER\HOODLOADER
4800003	2	BOLT\HEX\3\8X1
4800277	2	BOLT\HEX\1\4X1
4900084	2	NUT\TPLCK\1\4\NC
5000019	2	WASH\LOCK\3\8
5700821	1	BRKR\CRCT\60A\MAN;RESET\SURF

FIGURE 1




1. Assemble bracket (4705456) to existing bracket as shown in figure 1 with existing bolts, washers and nuts.
2. Assemble power unit (4000267) to bracket (4705456) as shown in figure 1 with (2) 3/8" x 1" bolts and 3/8" lock washers.

FIGURE 2



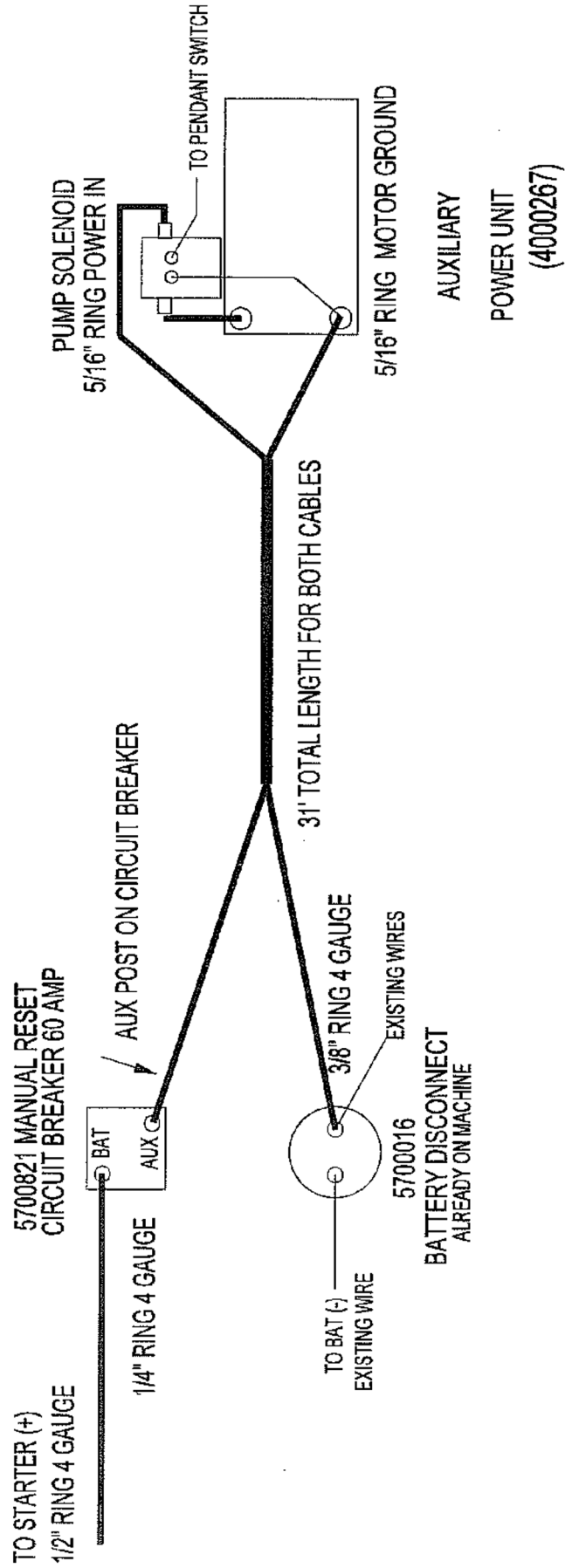
3. Assemble (2) fittings (3800757) into power unit ports and connect (2) hydraulic hoses (3701401) to fittings 3800757 as shown.



4. Assemble (2) tee fittings (3800966) in the locations shown in figure 3. Assemble the hydraulic hose from the top port on the power unit (see figure 2) to tee fitting A (see figure 3). Then assemble the hydraulic hose from the bottom port on the power unit (see figure 2) to tee fitting B (see figure 3).
5. Install circuit breaker near starter. Use hole pattern in breaker for guide for drilling holes. Bolt in place. If 60 amp circuit breaker is in use for a hydraulic hammer rod puller, attach to this auxiliary post instead.
6. Connect wires as shown in drawing.
7. Plug switch pendant into short harness at pump, route cable and switch into loader cab.
8. Filling the reservoir on the power unit **only** use one quart of oil.
9. Test run cab up and down to verify functions are correct. If switch label is wrong, open switch up and change output wires so operation matches the switch labels.
10. When this is used to lower the cab, oil from the cylinder goes into the reservoir. If done twice in a row, reservoir will be overfull and oil will dump out of reservoir. **To maintain proper oil level, raise cab with this power unit after any repairs have been made to the grinder**, and go back to normal operation.

HARNESS FOR 4704135 HOOD LOADER POWER UNIT KIT

HARNESS FOR 4704135 HOOD LOADER POWER UNIT KIT





<p>WARNING</p> <p>FOR YOUR PROTECTION AND PROTECTION OF OTHERS, PRACTICE THE FOLLOWING SAFETY RULES:</p> <ol style="list-style-type: none"> 1. ALWAYS WEAR YOUR SEATBELT AND THE OPERATOR'S MANUAL SAFETY BELT WITH THIS MACHINE AT ALL TIMES. 2. ALWAYS WEAR YOUR SAFETY BELT AND SEATBELT WHEN OPERATING THIS MACHINE. 3. ALWAYS WEAR YOUR SAFETY BELT AND SEATBELT WHEN OPERATING THIS MACHINE. 4. ALWAYS WEAR YOUR SAFETY BELT AND SEATBELT WHEN OPERATING THIS MACHINE. 5. ALWAYS WEAR YOUR SAFETY BELT AND SEATBELT WHEN OPERATING THIS MACHINE. 6. ALWAYS WEAR YOUR SAFETY BELT AND SEATBELT WHEN OPERATING THIS MACHINE. 7. ALWAYS WEAR YOUR SAFETY BELT AND SEATBELT WHEN OPERATING THIS MACHINE. 8. ALWAYS WEAR YOUR SAFETY BELT AND SEATBELT WHEN OPERATING THIS MACHINE. 9. ALWAYS WEAR YOUR SAFETY BELT AND SEATBELT WHEN OPERATING THIS MACHINE. 10. ALWAYS WEAR YOUR SAFETY BELT AND SEATBELT WHEN OPERATING THIS MACHINE. 	<p>ADVERTENCIA</p> <p>SIEMPRE LLEVE SU CINTA DE SEGURIDAD DE SEGURIDAD PARA SU PROTECCIÓN Y LA PROTECCIÓN DE OTROS.</p> <p>El uso de esta máquina requiere el uso de la siguiente seguridad:</p> <ol style="list-style-type: none"> 1. SIEMPRE LLEVE SU CINTA DE SEGURIDAD DE SEGURIDAD PARA SU PROTECCIÓN Y LA PROTECCIÓN DE OTROS. 2. SIEMPRE LLEVE SU CINTA DE SEGURIDAD DE SEGURIDAD PARA SU PROTECCIÓN Y LA PROTECCIÓN DE OTROS. 3. SIEMPRE LLEVE SU CINTA DE SEGURIDAD DE SEGURIDAD PARA SU PROTECCIÓN Y LA PROTECCIÓN DE OTROS. 4. SIEMPRE LLEVE SU CINTA DE SEGURIDAD DE SEGURIDAD PARA SU PROTECCIÓN Y LA PROTECCIÓN DE OTROS. 5. SIEMPRE LLEVE SU CINTA DE SEGURIDAD DE SEGURIDAD PARA SU PROTECCIÓN Y LA PROTECCIÓN DE OTROS. 6. SIEMPRE LLEVE SU CINTA DE SEGURIDAD DE SEGURIDAD PARA SU PROTECCIÓN Y LA PROTECCIÓN DE OTROS. 7. SIEMPRE LLEVE SU CINTA DE SEGURIDAD DE SEGURIDAD PARA SU PROTECCIÓN Y LA PROTECCIÓN DE OTROS. 8. SIEMPRE LLEVE SU CINTA DE SEGURIDAD DE SEGURIDAD PARA SU PROTECCIÓN Y LA PROTECCIÓN DE OTROS. 9. SIEMPRE LLEVE SU CINTA DE SEGURIDAD DE SEGURIDAD PARA SU PROTECCIÓN Y LA PROTECCIÓN DE OTROS. 10. SIEMPRE LLEVE SU CINTA DE SEGURIDAD DE SEGURIDAD PARA SU PROTECCIÓN Y LA PROTECCIÓN DE OTROS.
--	---

6500041

	<p>WARNING</p> <p>OVERHEAD CONVEYOR HAZARD</p> <p>To prevent serious injury or death, do not walk under conveyor at any time. They are not designed for standing, walking, or leaning. Lower conveyor fully before walking.</p> <p>Keep others away.</p>	<p>ADVERTENCIA</p> <p>PELIGRO DE CINTA TRANSPORTADORA ELEVADA</p> <p>No caminara por debajo de la cinta transportadora en ningún momento. No están diseñados para estar de pie, caminar, o inclinarse. Baje la cinta transportadora por completo antes de caminar. Mantenga a otros alejados.</p>
--	--	---

6500214

	<p>WARNING</p> <p>OVERHEAD CONVEYOR HAZARD</p> <p>To prevent serious injury or death, do not walk under conveyor at any time. They are not designed for standing, walking, or leaning. Lower conveyor fully before walking.</p> <p>Keep others away.</p>	<p>ADVERTENCIA</p> <p>PELIGRO DE CINTA TRANSPORTADORA ELEVADA</p> <p>No caminara por debajo de la cinta transportadora en ningún momento. No están diseñados para estar de pie, caminar, o inclinarse. Baje la cinta transportadora por completo antes de caminar. Mantenga a otros alejados.</p>
--	--	---

6500215



6500497

<p>WARNING</p> <p>No Riders</p> <p>Serious personal injury could result from riding on the machine.</p>		<p>ADVERTENCIA</p> <p>Pasajeros Prohibidos</p> <p>Podrían resultar lesiones personales graves al viajar en la máquina.</p>
---	--	--

6500043

<p>WARNING</p> <p>HIGH-PRESSURE FLUID HAZARD</p> <p>To prevent serious injury or death: Relieve pressure on system before repairing, adjusting or disconnecting. Wear proper hand and eye protection when searching for leaks. Use wood or cardboard instead of hands. Keep all components in good repair.</p>
--

6500220




6500056



6500245

<p>DANGER</p> <p>OBJECTS THROWN BY MACHINE</p> <p>Do not operate without wearing safety glasses and a hard hat. Keep all unauthorized personnel out of grinding area!</p>		<p>PELIGRO</p> <p>OBJETOS LANZADOS POR LA MÁQUINA</p> <p>No opere esta máquina sin llevar puestos los anteojos de seguridad y el casco. Mantenga al personal no autorizado fuera del área de esmerillado!</p>
---	--	---

6500118



6500253

HYDRAULIC OIL

6500124

	<p>WARNING</p> <p>Pinch Point</p> <p>Stay back</p>
--	--

6500339

	<p>WARNING</p> <p>THROWN OBJECT HAZARD</p> <p>DO NOT WALK UNDER THE MACHINE WHEN IT IS RUNNING.</p> <p>1. ALWAYS WEAR YOUR SAFETY BELT AND SEATBELT WHEN OPERATING THIS MACHINE.</p> <p>2. ALWAYS WEAR YOUR SAFETY BELT AND SEATBELT WHEN OPERATING THIS MACHINE.</p> <p>3. ALWAYS WEAR YOUR SAFETY BELT AND SEATBELT WHEN OPERATING THIS MACHINE.</p> <p>4. ALWAYS WEAR YOUR SAFETY BELT AND SEATBELT WHEN OPERATING THIS MACHINE.</p> <p>5. ALWAYS WEAR YOUR SAFETY BELT AND SEATBELT WHEN OPERATING THIS MACHINE.</p> <p>6. ALWAYS WEAR YOUR SAFETY BELT AND SEATBELT WHEN OPERATING THIS MACHINE.</p> <p>7. ALWAYS WEAR YOUR SAFETY BELT AND SEATBELT WHEN OPERATING THIS MACHINE.</p> <p>8. ALWAYS WEAR YOUR SAFETY BELT AND SEATBELT WHEN OPERATING THIS MACHINE.</p> <p>9. ALWAYS WEAR YOUR SAFETY BELT AND SEATBELT WHEN OPERATING THIS MACHINE.</p> <p>10. ALWAYS WEAR YOUR SAFETY BELT AND SEATBELT WHEN OPERATING THIS MACHINE.</p>	<p>ADVERTENCIA</p> <p>PELIGRO DE OBJETOS DESPEDIDOS</p> <p>NO CAMINARA POR DEBAJO DE LA MÁQUINA CUANDO ESTE ENCENDIDA.</p> <p>1. SIEMPRE LLEVE SU CINTA DE SEGURIDAD DE SEGURIDAD PARA SU PROTECCIÓN Y LA PROTECCIÓN DE OTROS.</p> <p>2. SIEMPRE LLEVE SU CINTA DE SEGURIDAD DE SEGURIDAD PARA SU PROTECCIÓN Y LA PROTECCIÓN DE OTROS.</p> <p>3. SIEMPRE LLEVE SU CINTA DE SEGURIDAD DE SEGURIDAD PARA SU PROTECCIÓN Y LA PROTECCIÓN DE OTROS.</p> <p>4. SIEMPRE LLEVE SU CINTA DE SEGURIDAD DE SEGURIDAD PARA SU PROTECCIÓN Y LA PROTECCIÓN DE OTROS.</p> <p>5. SIEMPRE LLEVE SU CINTA DE SEGURIDAD DE SEGURIDAD PARA SU PROTECCIÓN Y LA PROTECCIÓN DE OTROS.</p> <p>6. SIEMPRE LLEVE SU CINTA DE SEGURIDAD DE SEGURIDAD PARA SU PROTECCIÓN Y LA PROTECCIÓN DE OTROS.</p> <p>7. SIEMPRE LLEVE SU CINTA DE SEGURIDAD DE SEGURIDAD PARA SU PROTECCIÓN Y LA PROTECCIÓN DE OTROS.</p> <p>8. SIEMPRE LLEVE SU CINTA DE SEGURIDAD DE SEGURIDAD PARA SU PROTECCIÓN Y LA PROTECCIÓN DE OTROS.</p> <p>9. SIEMPRE LLEVE SU CINTA DE SEGURIDAD DE SEGURIDAD PARA SU PROTECCIÓN Y LA PROTECCIÓN DE OTROS.</p> <p>10. SIEMPRE LLEVE SU CINTA DE SEGURIDAD DE SEGURIDAD PARA SU PROTECCIÓN Y LA PROTECCIÓN DE OTROS.</p>
--	--	---

6500209

	<p>DANGER</p> <p>ROTATING PART HAZARD</p> <p>STAY OUT OF THE GRINDING AREA!</p> <p>1. KEEP OTHERS AWAY!</p> <p>2. ALWAYS WEAR YOUR SAFETY BELT AND SEATBELT WHEN OPERATING THIS MACHINE.</p> <p>3. ALWAYS WEAR YOUR SAFETY BELT AND SEATBELT WHEN OPERATING THIS MACHINE.</p> <p>4. ALWAYS WEAR YOUR SAFETY BELT AND SEATBELT WHEN OPERATING THIS MACHINE.</p> <p>5. ALWAYS WEAR YOUR SAFETY BELT AND SEATBELT WHEN OPERATING THIS MACHINE.</p> <p>6. ALWAYS WEAR YOUR SAFETY BELT AND SEATBELT WHEN OPERATING THIS MACHINE.</p> <p>7. ALWAYS WEAR YOUR SAFETY BELT AND SEATBELT WHEN OPERATING THIS MACHINE.</p> <p>8. ALWAYS WEAR YOUR SAFETY BELT AND SEATBELT WHEN OPERATING THIS MACHINE.</p> <p>9. ALWAYS WEAR YOUR SAFETY BELT AND SEATBELT WHEN OPERATING THIS MACHINE.</p> <p>10. ALWAYS WEAR YOUR SAFETY BELT AND SEATBELT WHEN OPERATING THIS MACHINE.</p>	<p>PELIGRO</p> <p>PELIGRO DE PARTE GIRATORIA</p> <p>¡MANTÉNTESE FUERA DEL ÁREA DE ESMERILLADO!</p> <p>1. ¡MANTÉNTESE FUERA DEL ÁREA DE ESMERILLADO!</p> <p>2. SIEMPRE LLEVE SU CINTA DE SEGURIDAD DE SEGURIDAD PARA SU PROTECCIÓN Y LA PROTECCIÓN DE OTROS.</p> <p>3. SIEMPRE LLEVE SU CINTA DE SEGURIDAD DE SEGURIDAD PARA SU PROTECCIÓN Y LA PROTECCIÓN DE OTROS.</p> <p>4. SIEMPRE LLEVE SU CINTA DE SEGURIDAD DE SEGURIDAD PARA SU PROTECCIÓN Y LA PROTECCIÓN DE OTROS.</p> <p>5. SIEMPRE LLEVE SU CINTA DE SEGURIDAD DE SEGURIDAD PARA SU PROTECCIÓN Y LA PROTECCIÓN DE OTROS.</p> <p>6. SIEMPRE LLEVE SU CINTA DE SEGURIDAD DE SEGURIDAD PARA SU PROTECCIÓN Y LA PROTECCIÓN DE OTROS.</p> <p>7. SIEMPRE LLEVE SU CINTA DE SEGURIDAD DE SEGURIDAD PARA SU PROTECCIÓN Y LA PROTECCIÓN DE OTROS.</p> <p>8. SIEMPRE LLEVE SU CINTA DE SEGURIDAD DE SEGURIDAD PARA SU PROTECCIÓN Y LA PROTECCIÓN DE OTROS.</p> <p>9. SIEMPRE LLEVE SU CINTA DE SEGURIDAD DE SEGURIDAD PARA SU PROTECCIÓN Y LA PROTECCIÓN DE OTROS.</p> <p>10. SIEMPRE LLEVE SU CINTA DE SEGURIDAD DE SEGURIDAD PARA SU PROTECCIÓN Y LA PROTECCIÓN DE OTROS.</p>
--	---	--

6500212

<p>WARNING</p> <p>CHECK FOR FIRES, CLEAN OFF DEBRIS, SWITCH OFF BATTERY</p> <p>NEVER leave this machine unattended until all potential fire debris is removed, no fire or smoldering exists, and battery is shut off. Remove all flammable debris from engine, shielding, control panel, under machine and anywhere material is collected.</p> <p>Duratech Industries is not responsible for fires caused by hazards left to smolder and burn, or improper shutdown procedures.</p>

6500425

DECALS

PART	QTY.	PART DESCRIPTION
6500020	2	DECAL\LOGO\HYBSTR\SNBRS
6500041	1	DECAL\WARN\PROTECTION
6500043	1	DECAL\WARN\NO;RIDERS
6500056	2	DECAL\INFO\ROTATION\STR
6500118	1	DECAL\DNGR\OBJECTS;THROW
6500124	1	DECAL\INFO\HYD;OIL
6500209	2	DECAL\WARN\THROWN;OBJCT
6500212	2	DECAL\WARN\ROTATING;PRT
6500214	2	DECAL\WARN\OVRHED;CNVYR
6500215	2	DECAL\WARN\FOLDNG;CNVYR
6500216	2	DECAL\WARN\ELEC;HAZARD
6500220	1	DECAL\WARN\HI;PRESS;FLU
6500245	21ft	DECAL\MISC\TAPE\RED\WHT
6500253	1	DECAL\INFO\FLUID;LEVEL\
6500285	obsolete	DECAL\LOGO\HOT;ROD;GRDR
6500302	30 ft	DECAL\LOGO\STRIP\3\RD&B
6500315	1	DECAL\INFO\CLEAN;ENG;CO
6500330	2	DECAL\LOGO\1150\BLK
6500332	16 ft	DECAL\LOGO\STRIPE\3.5\G
6500333	2	DECAL\LOGO\HAYB\OVAL
6500334	2	DECAL\LOGO\1150\BLKONYL
6500339	2	DECAL\WARN\PINCH;POINT
6500363	2	DECAL\LOGO\BIGBITE\UNVRSL
6500425	1	DECAL\WARN\FIRE\PREVENT
6500497	1	DECAL\EXTINGUISHER\FIRE
NOT SHOWN		
6500326		DECAL\INFO\OMNEX;START

1150/1155 WEAR PARTS

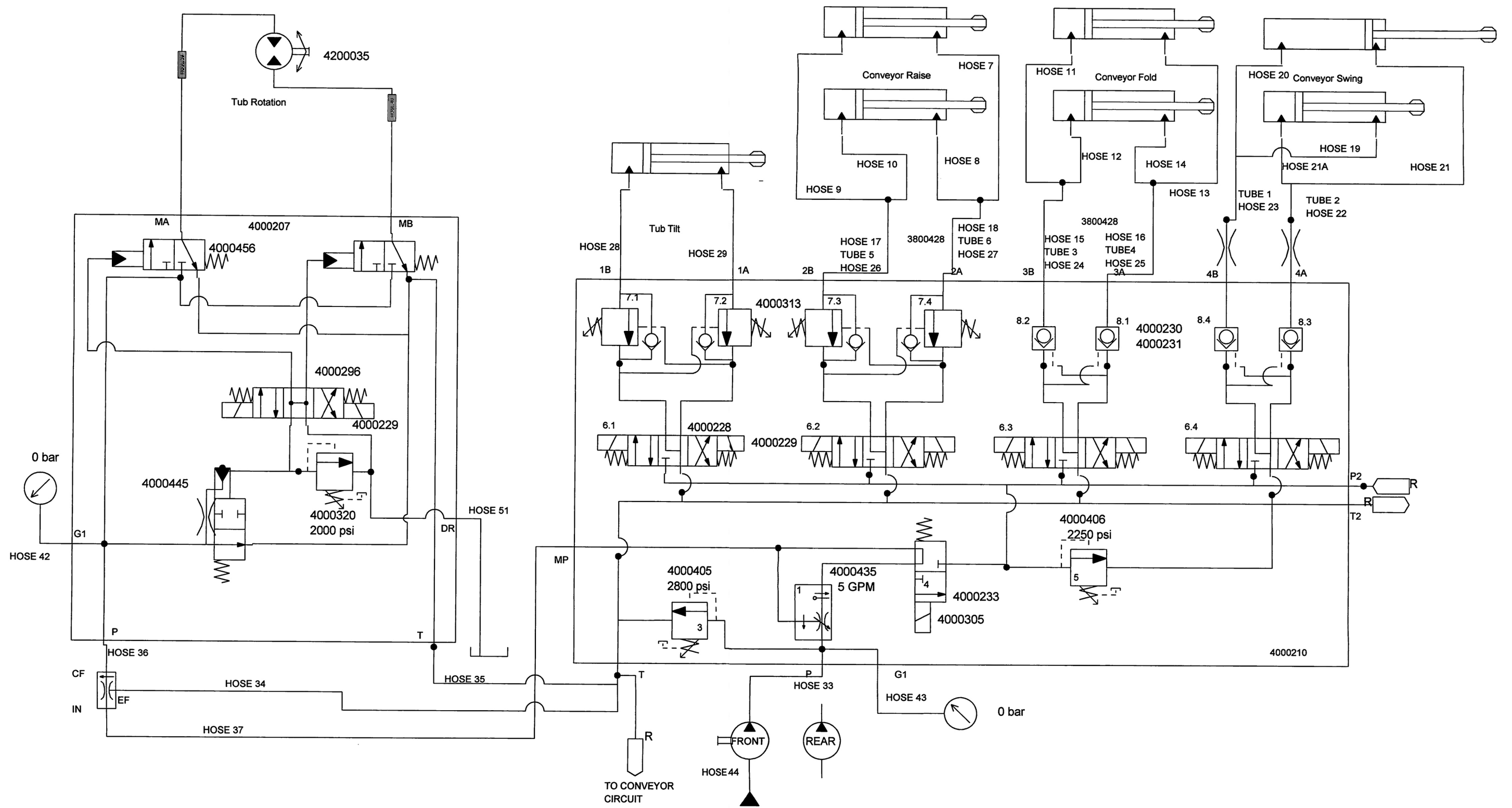
PART	PART NUMBER	WHERE TO FIND
<u>ROTOR</u>		
BEARING (BRG)	2000580	33, 35
BEARING (BRG)	2000581	33, 35
SEAL	4502092	37,39
RODS	5300105	33
HAMMERS	5200125	33
HAMMER SPACERS	4501267	(TAKES 48 SPACERS) 33
SHOCK SPACERS	4501266	(TAKES 88 SPACERS) 33
<u>SCREENS</u>		
1/8"	5400095	37, 39
3/16"	5400074	37, 39
1/4"	5400052	37, 39
3/8"	5400053	37, 39
1/2"	5400054	37, 39
5/8"	5400055	37, 39
3/4"	5400056	37, 39
1"	5400049	37, 39
1 1/2"	5400066	37, 39
2"	5400050	37, 39
3"	5400051	37, 39
4"	5400062	37, 39
5"	5400102	37, 39
6"	5400110	37, 39
7"	5400111	37, 39
8"	5400103	37, 39
DUMMY	5400080	37, 39
<u>CONVEYOR</u>		
ENDLESS BELLY BELT	1700219,1700230,1700173	41,47,49,51
DISC. SCRAPER	4703444	55, 57, 59
DISC. BELT	1700173,1700229	55, 59, 61
LOWER DISCHARGE BEARINGS	2000303,200818	55
UPPER DISCHARGE BEARINGS	2000320,200819	63
<u>TUB DRIVE</u>		
CHAIN	1100070,1100071,1100260	27
TUB ROLLER PARTS	4704119	21, 23
PRESSURE ROLLER PARTS	4501623	21, 23, 31
<u>FILTERS</u>		
FLUID COUPLER FILTER	4400087	
ENGINE OIL FILTER	4400029	
ENGINE PRIMARY FUEL & WTR	4400094	
SECONDARY FUEL FILTER	4400030	
SECONDARY AIR FILTER	4400123	93
HYDRAULIC OIL FILTER (IN TANK)	4400074	117, 187
PRIMARY AIR FILTER	4400122	93
ROTARY SCREEN DRIVE BELT	1600085	91
MUFFLER	7500875,7501428	93
SOLINOID 12VDC	4000149	143

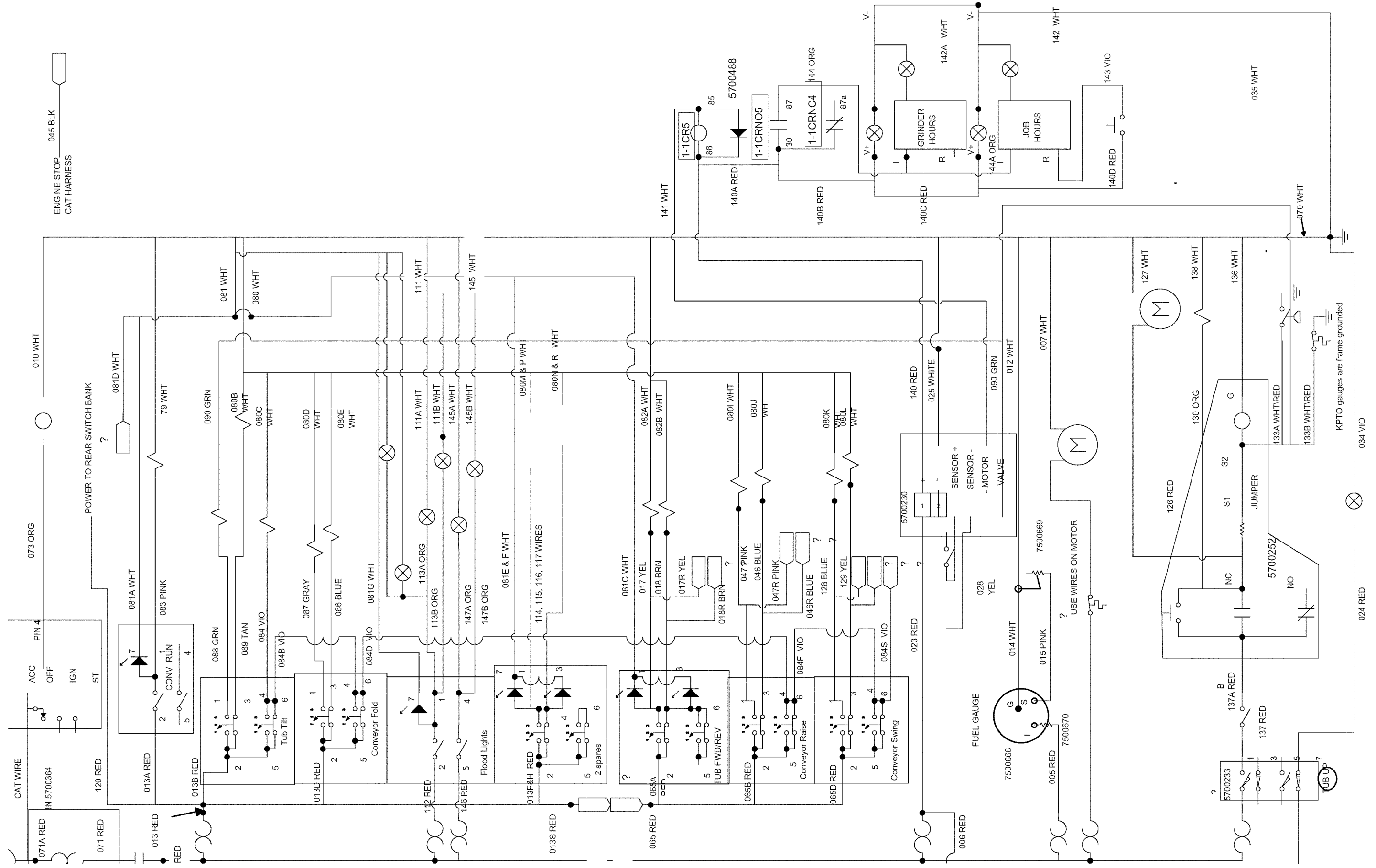


APPENDIX A SCHEMATIC FOLDOUTS



TUB HYDRAULIC CIRCUIT

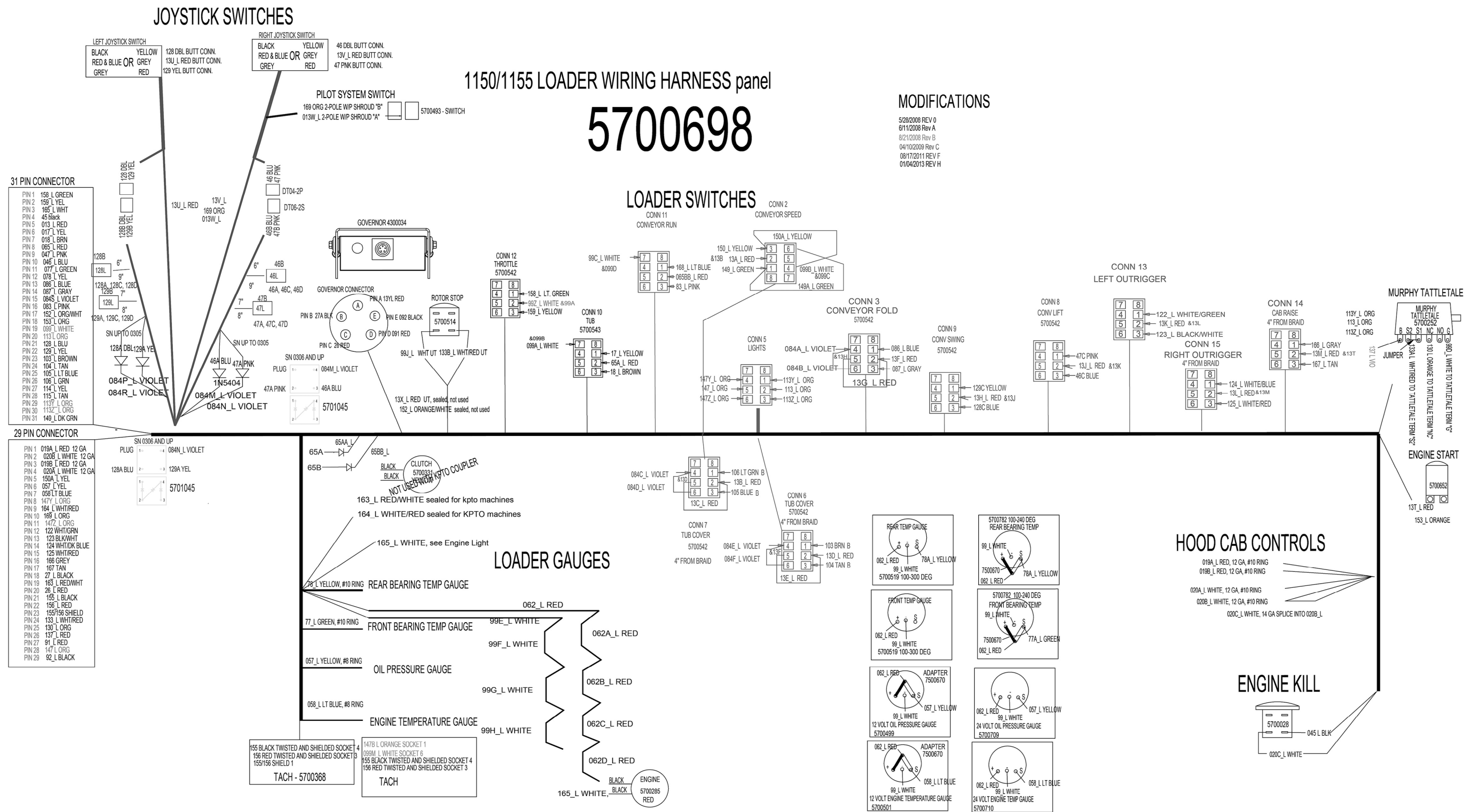




1150/1155 LOADER WIRING HARNESS panel 5700698

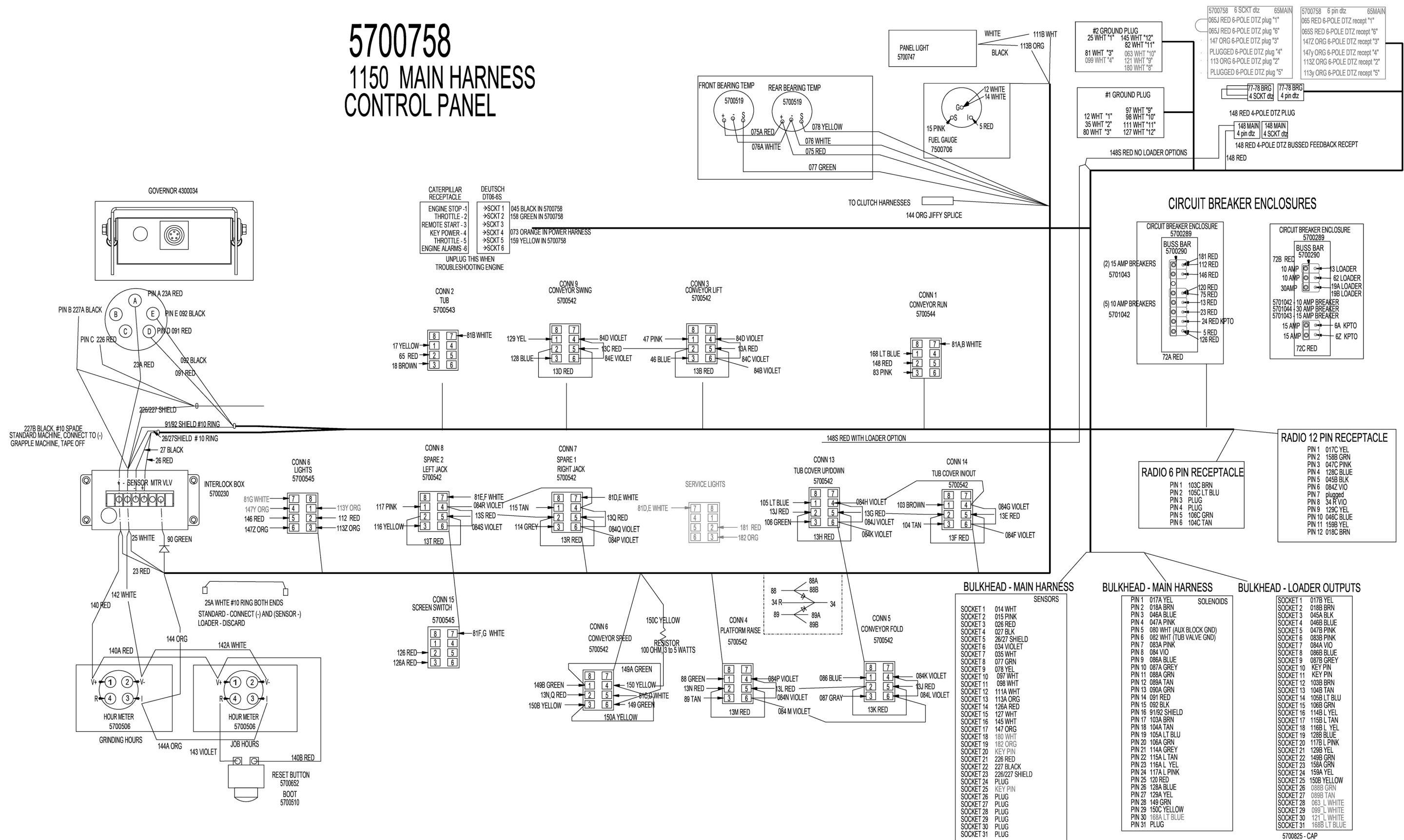
MODIFICATIONS

5/28/2008 REV D
6/11/2008 Rev A
8/21/2008 Rev B
04/10/2009 Rev C
08/17/2011 REV F
01/04/2013 REV H



5700758

1150 MAIN HARNESS CONTROL PANEL



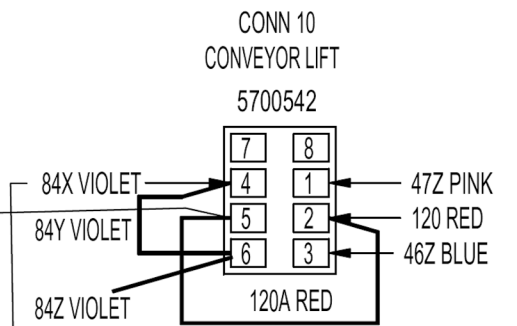
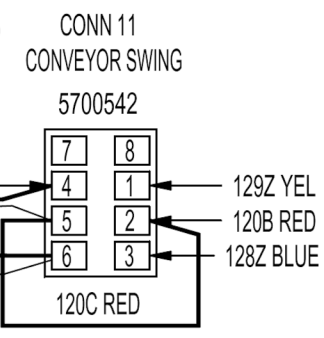
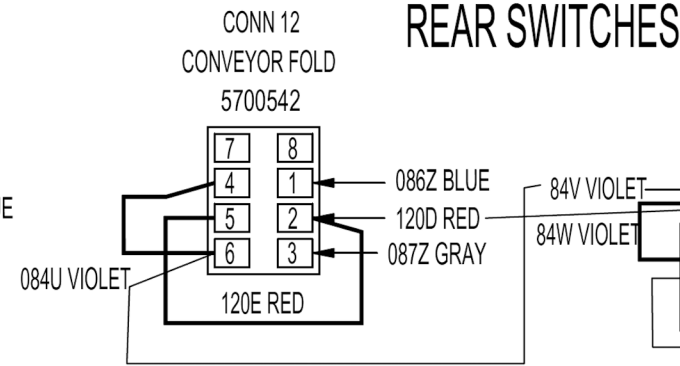
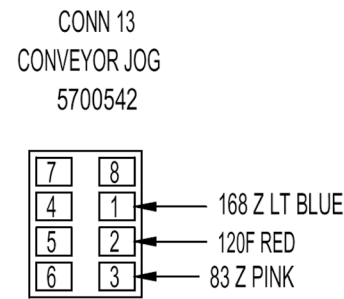
5700759

1150/1155 STANDARD MACHINE VALVES HARNESS
1155 LOADER MACHINE VALVES HARNESS

5700761

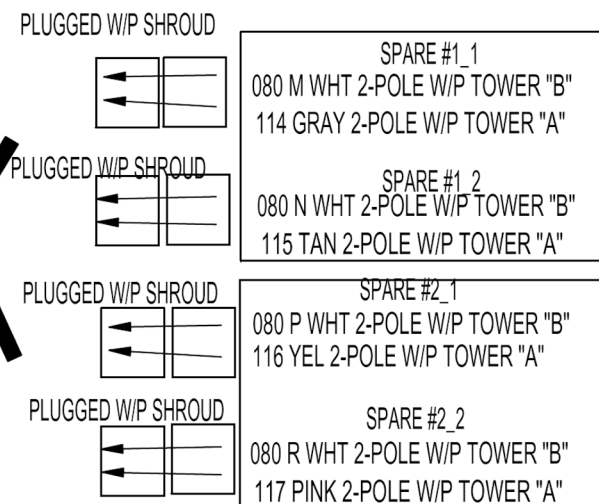
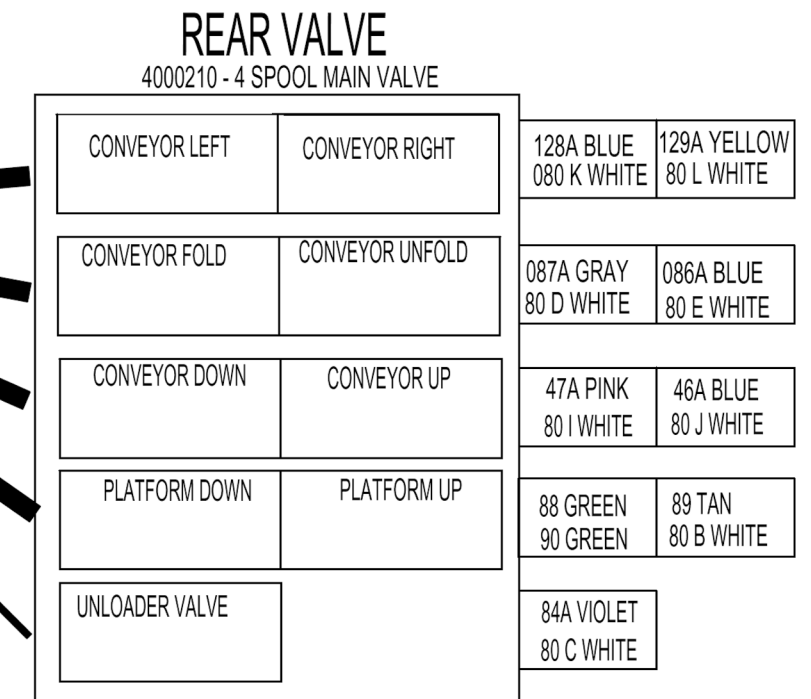
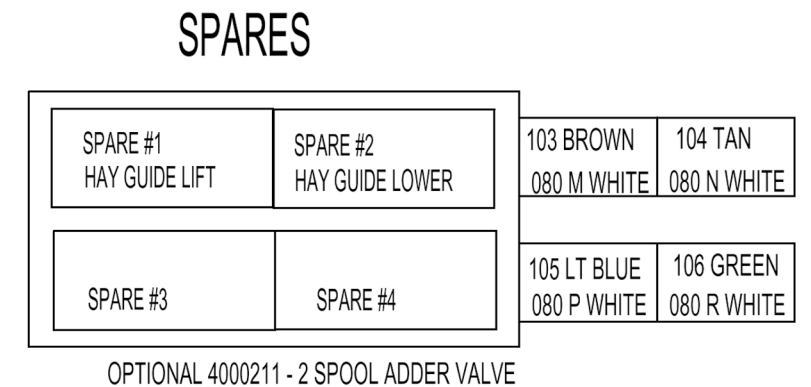
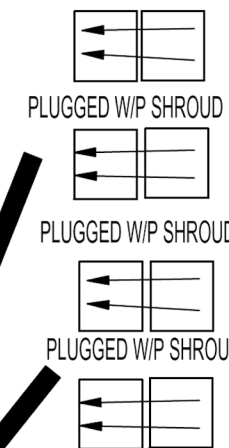
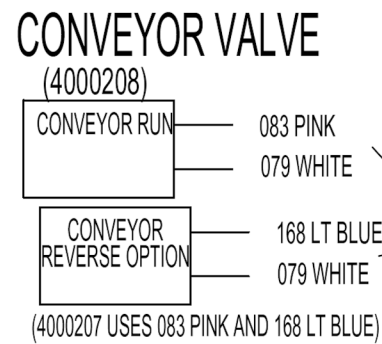
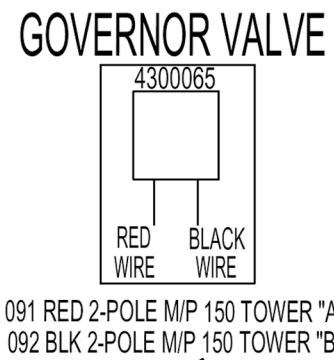
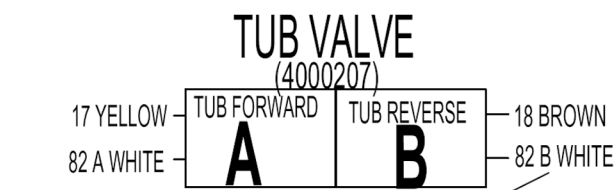
1150 LOADER 2007 MACHINE VALVES HARNESS

5/28/2008 REV 0
04/07/2009 REV A

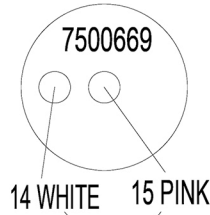


BULKHEAD - MAIN HARNESS

- SOCKET 1 017 YEL
- SOCKET 2 018 BRN
- SOCKET 3 046 BLUE
- SOCKET 4 047 PINK
- SOCKET 5 080 WHT (AUX BLOCK GND)
- SOCKET 6 082 WHT (TUB VALVE GND)
- SOCKET 7 083 PINK
- SOCKET 8 084 VIO
- SOCKET 9 086 BLUE
- SOCKET 10 087 GREY
- SOCKET 11 088 GRN
- SOCKET 12 089 TAN
- SOCKET 13 090 GRN
- SOCKET 14 091 RED
- SOCKET 15 092 BLK
- SOCKET 16 91/92 SHIELD
- SOCKET 17 103 BRN
- SOCKET 18 104 TAN
- SOCKET 19 105 LT BLU
- SOCKET 20 106 GRN
- SOCKET 21 114 L GREY
- SOCKET 22 115 L TAN
- SOCKET 23 116 L YEL
- SOCKET 24 117 L PINK
- SOCKET 25 120 RED
- SOCKET 26 128 BLUE
- SOCKET 27 129 YEL
- SOCKET 28 PLUG
- SOCKET 29 PLUG
- SOCKET 30 168 BLU
- SOCKET 31 PLUG



FUEL GAUGE SENSOR



5700760
1150/3010 2007 LIGHTS AND SENSOR HARNESS

5700762

1150 Loader 2007 LIGHTS AND SENSOR HARNESS

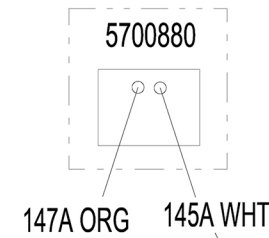
5/28/2008 REV 0
04/08/2009 REV A
04/27/2011 REV C

RAD. SCREEN MOTOR

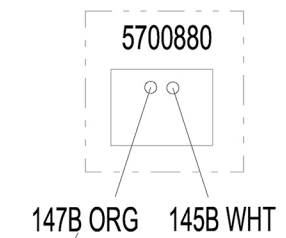
5700537

126 RED 2-PIN DTZ PLUG '1' 3"
127 WHT 2-PIN DTZ PLUG '2' 3"
DT06-2S & W2S

LEFT REAR LIGHT

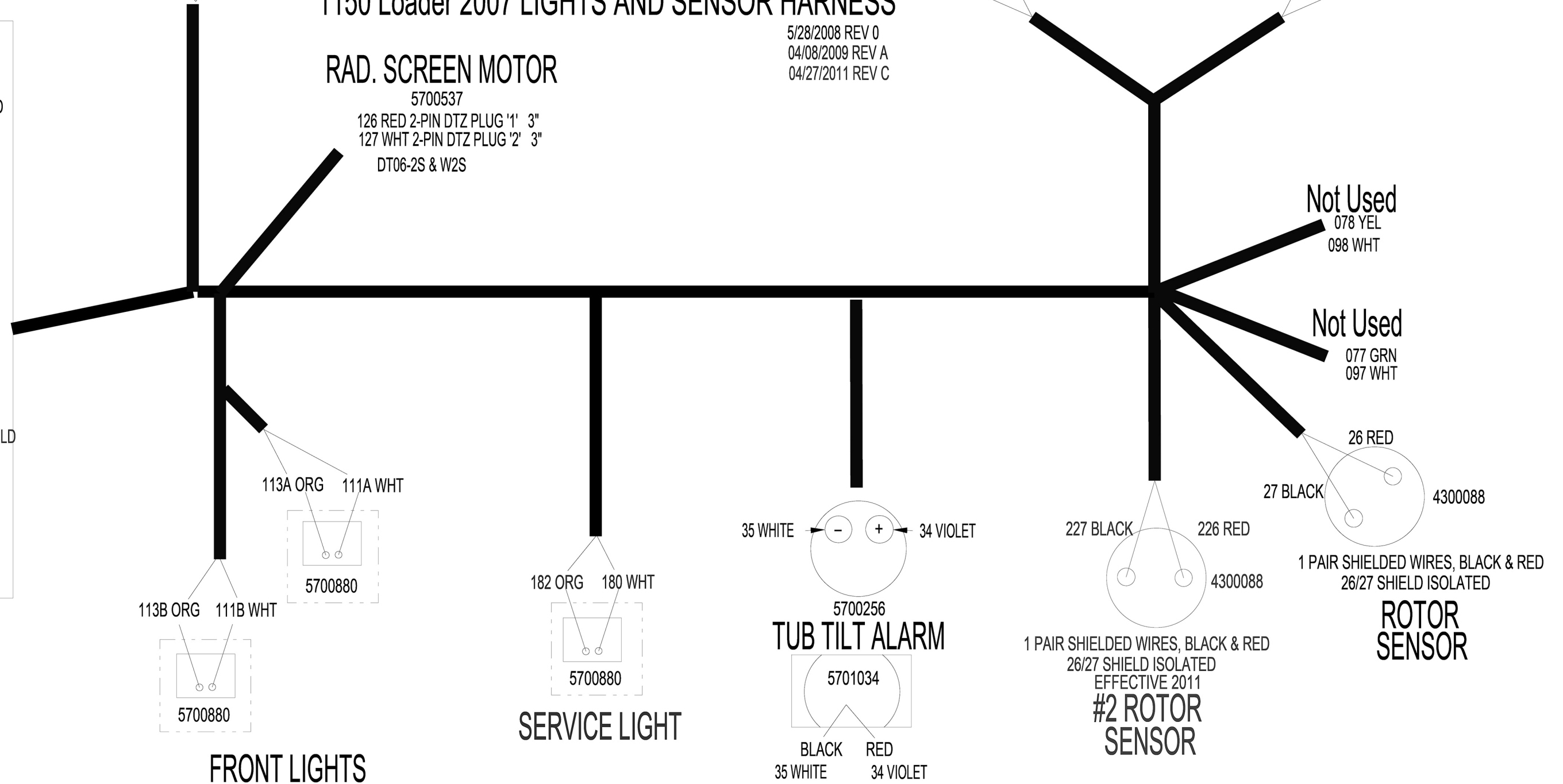


RIGHT REAR LIGHT



BULKHEAD

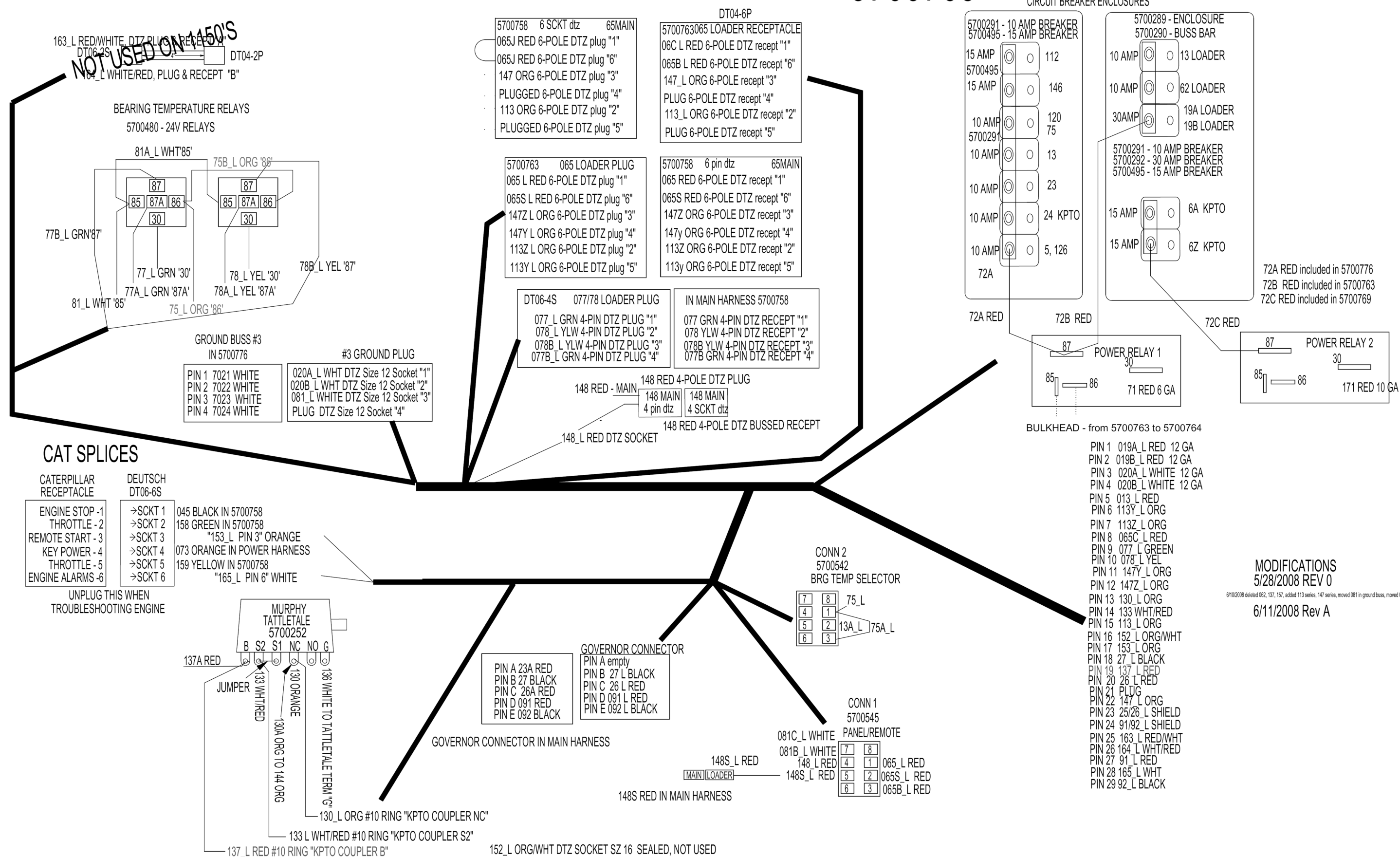
- PIN 1 014 WHT
- PIN 2 015 PINK
- PIN 3 026 RED
- PIN 4 027 BLK
- PIN 5 26/27 SHIELD
- PIN 6 034 VIOLET
- PIN 7 035 WHT
- PIN 8 077 GRN
- PIN 9 078 YEL
- PIN 10 097 WHT
- PIN 11 098 WHT
- PIN 12 111 WHT
- PIN 13 113 ORG
- PIN 14 126 RED
- PIN 15 127 WHT
- PIN 16 145 WHT
- PIN 17 147 ORG
- PIN 18 180 WHT
- PIN 19 182 ORG
- PIN 20 PLUG
- PIN 21 226 RED
- PIN 22 227 BLACK
- PIN 23 226/227 SHIELD
- PIN 24 PLUG
- PIN 25 PLUG
- PIN 26 PLUG
- PIN 27 PLUG
- PIN 28 PLUG
- PIN 29 PLUG
- PIN 30 PLUG
- PIN 31 PLUG



1150/1155 CONTROL PANEL LOADER WIRING HARNESS

NOTE: _L IS USED TO IDENTIFY THE WIRES AS PART OF THE LOADER HARNESS

5700763



758 BULKHEAD - TO MAIN HARNESS 5700758, LOADER OUTPUTS

PIN 1	017_L YEL
PIN 2	018_L BRN
PIN 3	45_black
PIN 4	046_L BLU
PIN 5	047_L PNK
PIN 6	083_L PINK
PIN 7	084S_L VIOLET
PIN 8	086_L BLUE
PIN 9	087_L GRAY
PIN 10	PLUG
PIN 11	PLUG
PIN 12	103_L BROWN
PIN 13	104_L TAN
PIN 14	105_L LT BLUE
PIN 15	106_L GRN
PIN 16	PLUG
PIN 17	PLUG
PIN 18	PLUG
PIN 19	128_L BLU
PIN 20	PLUG
PIN 21	129_L YEL
PIN 22	149_L DK GRN
PIN 23	158_L GREEN
PIN 24	159_L YEL
PIN 25	150_L YEL
PIN 26	PLUG
PIN 27	PLUG
PIN 28	063_L WHITE
PIN 29	099_L WHITE
PIN 30	121_L WHITE
PIN 31	168_LT BLUE

31 PIN CONNECTOR

5700764

LOADER HARNESS - ENGINE SECTION

NOTE: _L IS USED TO IDENTIFY THE WIRES AS PART OF THE LOADER HARNESS

5/28/2008 REV 0
6/11/2008 Rev A
04/10/2009 Rev B
04/27/2011 Rev C

31 SCKT CONNECTOR

SOCKET 1	158_L GREEN
SOCKET 2	159_L YEL
SOCKET 3	165_L WHT
SOCKET 4	45_black
SOCKET 5	013_L RED
SOCKET 6	017_L YEL
SOCKET 7	018_L BRN
SOCKET 8	065_L RED
SOCKET 9	047_L PNK
SOCKET 10	046_L BLU
SOCKET 11	077_L GREEN
SOCKET 12	078_L YEL
SOCKET 13	086_L BLUE
SOCKET 14	087_L GRAY
SOCKET 15	084S_L VIOLET
SOCKET 16	083_L PINK
SOCKET 17	152_L ORG/WHT
SOCKET 18	153_L ORG
SOCKET 19	099_L WHITE
SOCKET 20	113_L ORG
SOCKET 21	128_L BLU
SOCKET 22	129_L YEL
SOCKET 23	103_L BROWN
SOCKET 24	104_L TAN
SOCKET 25	105_L LT BLUE
SOCKET 26	106_L GRN
SOCKET 27	PLUG
SOCKET 28	168_LT BLUE
SOCKET 29	113Y_L ORG
SOCKET 30	113Z_L ORG
SOCKET 31	149_L DK GRN

763 BULKHEAD - TO 5700763

SOCKET 1	019A_L RED	12 GA
SOCKET 2	019B_L RED	12 GA
SOCKET 3	020A_L WHITE	12 GA
SOCKET 4	020B_L WHITE	12 GA
SOCKET 5	013_L RED	
SOCKET 6	113Y_L ORG	
SOCKET 7	113Z_L ORG	
SOCKET 8	065C_L RED	
SOCKET 9	077A_L GREEN	
SOCKET 10	078A_L YEL	
SOCKET 11	147Y_L ORG	
SOCKET 12	147Z_L ORG	
SOCKET 13	130_L ORG	
SOCKET 14	133_WHT/RED	
SOCKET 15	113_L ORG	
SOCKET 16	152_L ORG/WHT	
SOCKET 17	153_L ORG	
SOCKET 18	27_L BLACK	
SOCKET 19	137_L RED	
SOCKET 20	26_L RED	
SOCKET 21	KEY PIN 0413-215-1605	
SOCKET 22	147_L ORG	
SOCKET 23	25/26_L SHIELD	
SOCKET 24	91/92_L SHIELD	
SOCKET 25	163_L RED/WHT	
SOCKET 26	164_L WHT/RED	
SOCKET 27	91_L RED	
SOCKET 28	165_L WHT	
SOCKET 29	92_L BLACK	

29 PIN CONNECTOR

TACH SENDING UNIT

DEUTSCH 6-PIN SHROUD
155_L BLACK TWISTED AND SHIELDED PIN 4
156_L WHITE TWISTED AND SHIELDED PIN 3
5700488

PILOT SYSTEM VALVE

4000315 - VALVE
4000229 - SOLENOID
063B_L WHT DTZ PLUG "2"
169 ORG DTZ PLUG "1"

057_L YELLOW, #10 RING
OIL PRESSURE SENDING UNIT
5700500

058_L LT BLUE, #10 RING,
ENGINE TEMPERATURE SENDING UNIT
5700502

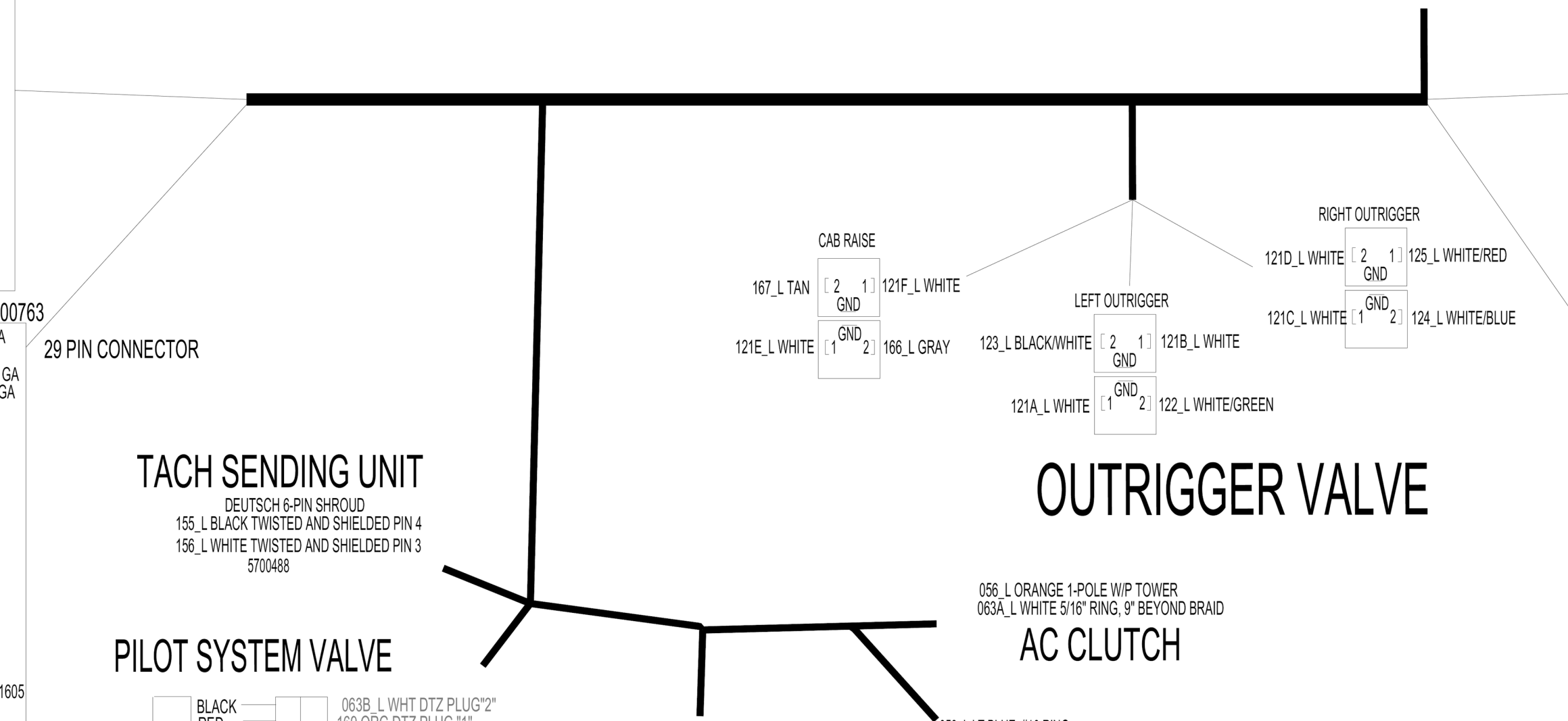
056_L ORANGE 1-POLE W/P TOWER
063A_L WHITE 5/16" RING, 9" BEYOND BRAID
AC CLUTCH

OUTRIGGER VALVE

AC COMPRESSOR

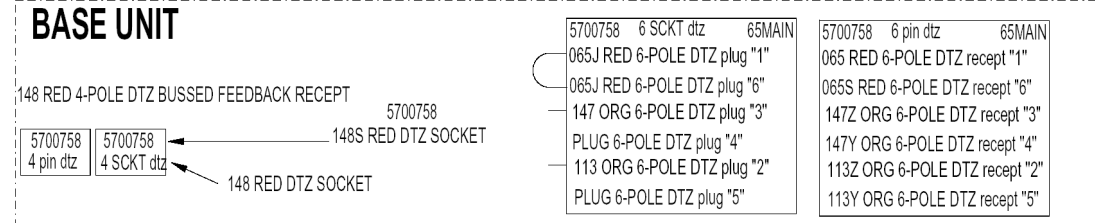
SEE ALSO - LOADER CAB SCHEMATICS

056_L ORANGE

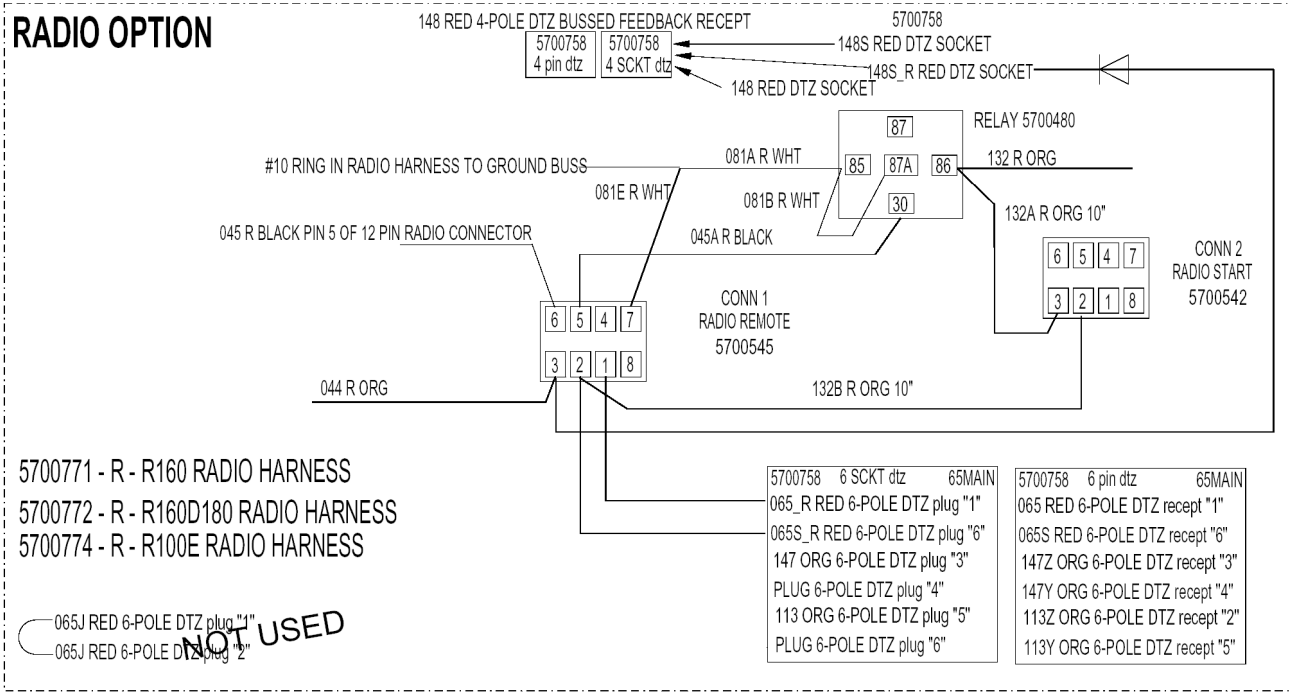


WIRING COMBINATIONS FOR RADIO AND LOADER OPTIONS

BASE UNIT



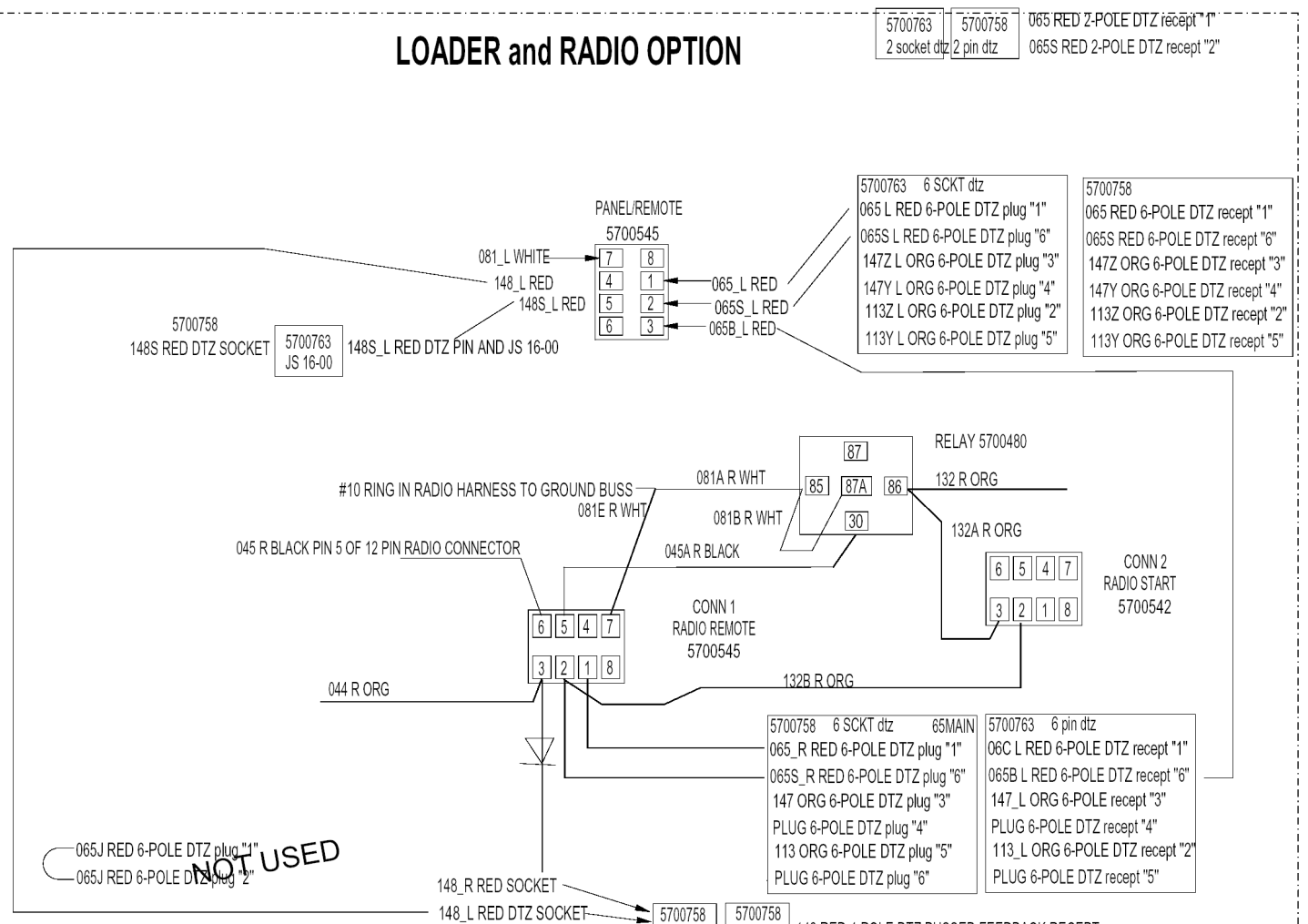
RADIO OPTION



- 5700771 - R - R160 RADIO HARNESS
- 5700772 - R - R160D180 RADIO HARNESS
- 5700774 - R - R100E RADIO HARNESS

NOT USED
065J RED 6-POLE DTZ plug "1"
065J RED 6-POLE DTZ plug "2"

LOADER and RADIO OPTION



- 5700771 - R - R160 RADIO HARNESS
- 5700774 - R - R100E RADIO HARNESS

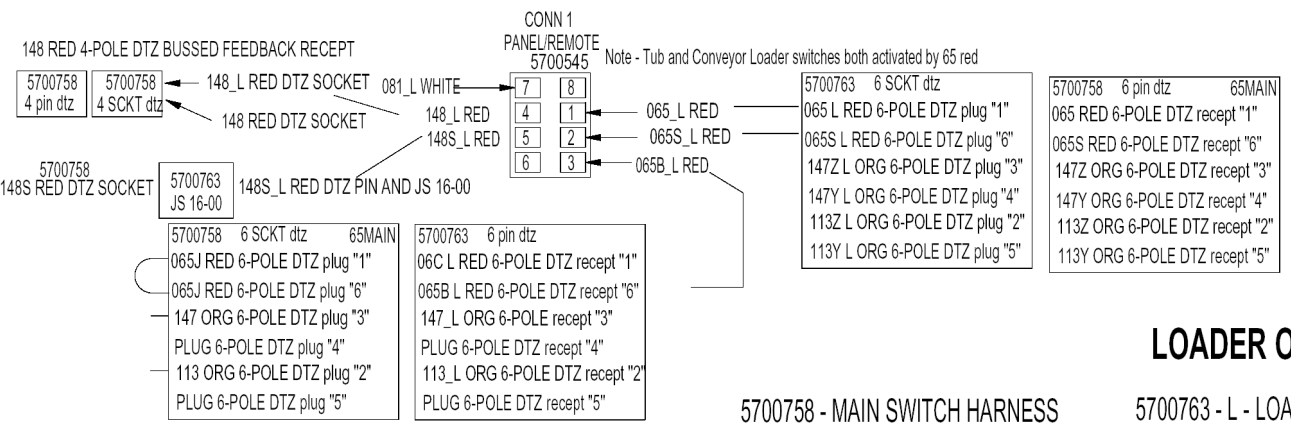
5700758 - MAIN SWITCH HARNESS

5700763 - L - LOADER HARNESS

RADIO 2 socket dtz
5700763 2 pin dtz
065C_L 148L RED 2-POLE dtz receptacle "1"
065B_L RED 2-POLE dtz receptacle "2"

NOT USED
065J RED 6-POLE DTZ plug "1"
065J RED 6-POLE DTZ plug "2"

LOADER OPTION

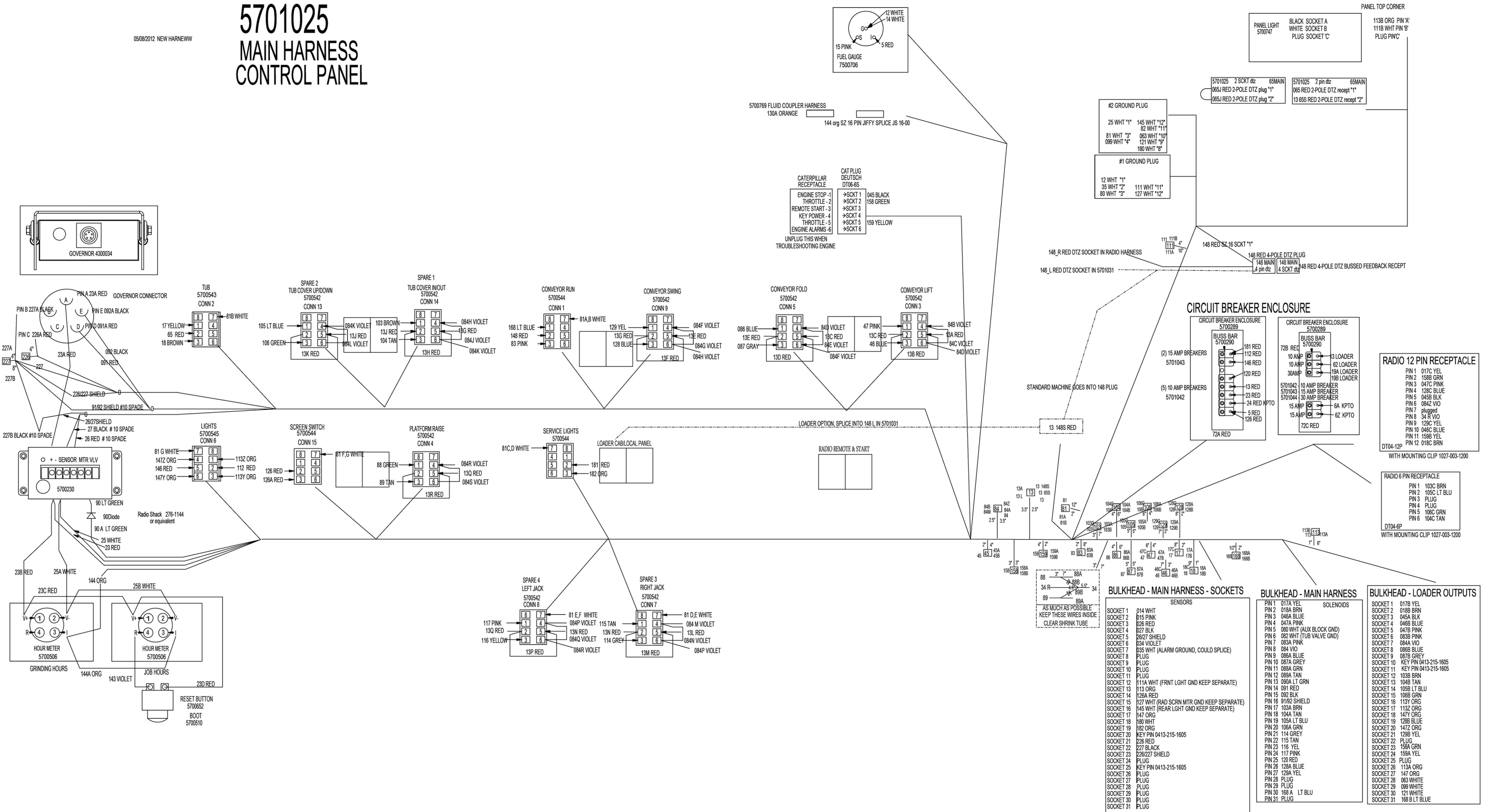


5700758 - MAIN SWITCH HARNESS

5700763 - L - LOADER HARNESS

5701025 MAIN HARNESS CONTROL PANEL

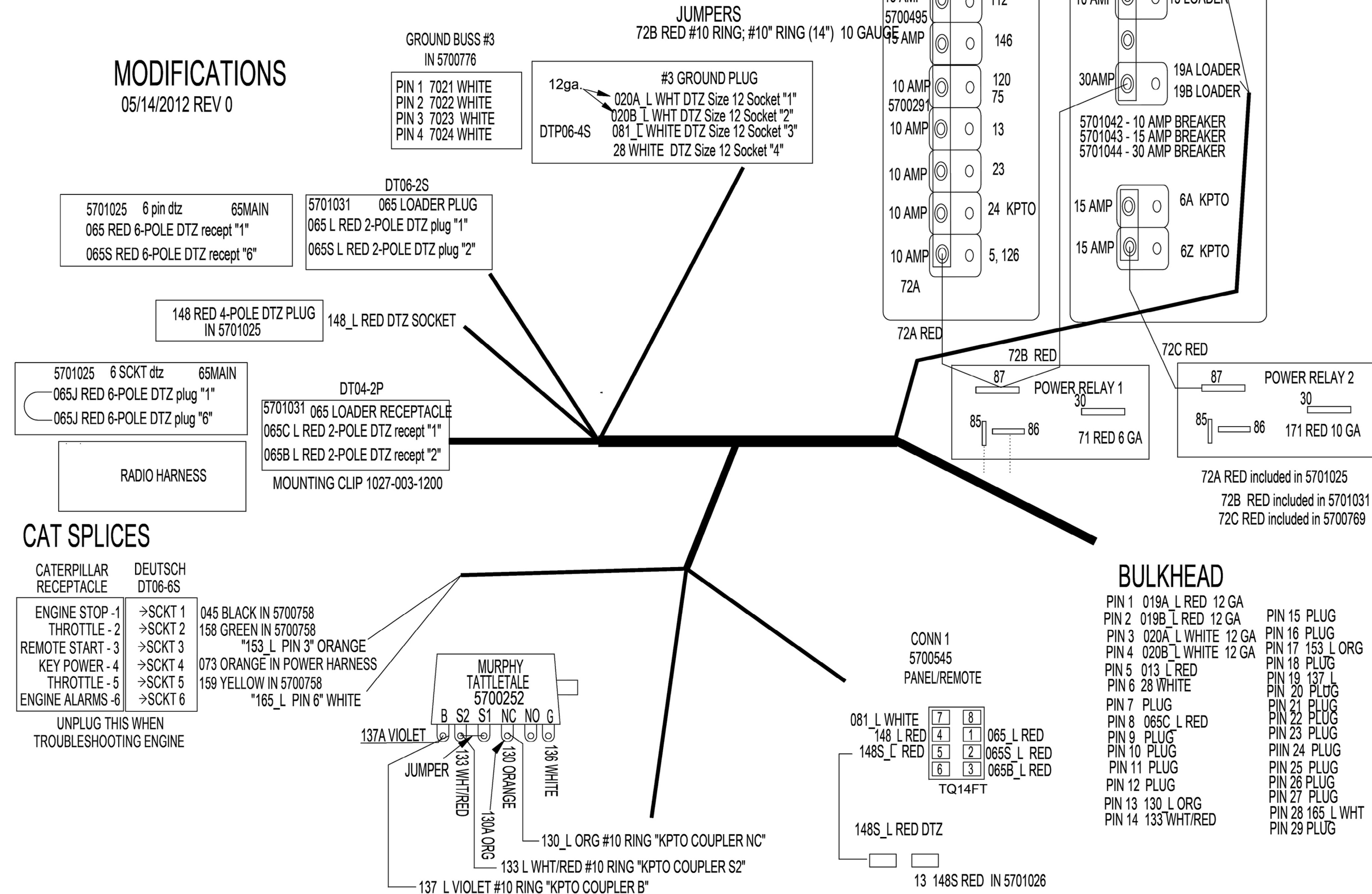
05/08/2012 NEW HARNEW



5701031 CONTROL PANEL

MODIFICATIONS
05/14/2012 REV 0

CIRCUIT BREAKER ENCLOSURE



TO MAIN HARNESS 5701025, LOADER OUTPUTS

5701032

31 PIN CONNECTOR

MODIFICATIONS

05/14/2012 REV 0

NOTE: L IS USED TO IDENTIFY THE WIRES AS PART OF THE LOADER HARNESS
 NOTE - EITHER 57001033 OR 57001032 ARE USED ON A MACHINE, NOT BOTH
 57001033 IS ON STANDARD MACHINE, 57001032 IS USED WITH THE LOADER OPTION

31 SCKT CONNECTOR

- PIN 1 017 L YEL
- PIN 2 018 L BRN
- PIN 3 45 black
- PIN 4 046 L BLU
- PIN 5 047 L PNK
- PIN 6 083 L PINK
- PIN 7 084S L VIOLET
- PIN 8 086 L BLUE
- PIN 9 087 L GRAY
- PIN 10 PLUG
- PIN 11 PLUG
- PIN 12 103 L BROWN
- PIN 13 104 L TAN
- PIN 14 105 L LT BLUE
- PIN 15 106 L GRN
- PIN 16 113Y L ORG
- PIN 17 113Z L ORG
- PIN 18 147Y L ORG
- PIN 19 128 L BLU
- PIN 20 147Z L ORG
- PIN 21 129 L YEL
- PIN 22 149 L DK GRN
- PIN 23 158 L GREEN
- PIN 24 159 L YEL
- PIN 25 150 L YEL
- PIN 26 113 L ORG
- PIN 27 147 L ORG
- PIN 28 063 L WHITE
- PIN 29 099 L WHITE
- PIN 30 121 L WHITE
- PIN 31 168 LT BLUE

- SOCKET 1 158 L GREEN
- SOCKET 2 159 L YEL
- SOCKET 3 165 L WHT
- SOCKET 4 45 black
- SOCKET 5 013 L RED
- SOCKET 6 017 L YEL
- SOCKET 7 018 L BRN
- SOCKET 8 065 L RED
- SOCKET 9 047 L PNK
- SOCKET 10 046 L BLU
- SOCKET 11 PLUG
- SOCKET 12 PLUG
- SOCKET 13 086 L BLUE
- SOCKET 14 087 L GRAY
- SOCKET 15 084S L VIOLET
- SOCKET 16 083 L PINK
- SOCKET 17 PLUG
- SOCKET 18 153 L ORG
- SOCKET 19 099 L WHITE
- SOCKET 20 113 L ORG
- SOCKET 21 128 L BLU
- SOCKET 22 129 L YEL
- SOCKET 23 103 L BROWN
- SOCKET 24 104 L TAN
- SOCKET 25 105 L LT BLUE
- SOCKET 26 106 L GRN
- SOCKET 27 PLUG
- SOCKET 28 168 LT BLUE
- SOCKET 29 113Y L ORG
- SOCKET 30 113Z L ORG
- SOCKET 31 149 L DK GRN



BATTERY DISCONNECT SWITCH

57000016 070 BLACK in 5701030

ROTOR SENSOR

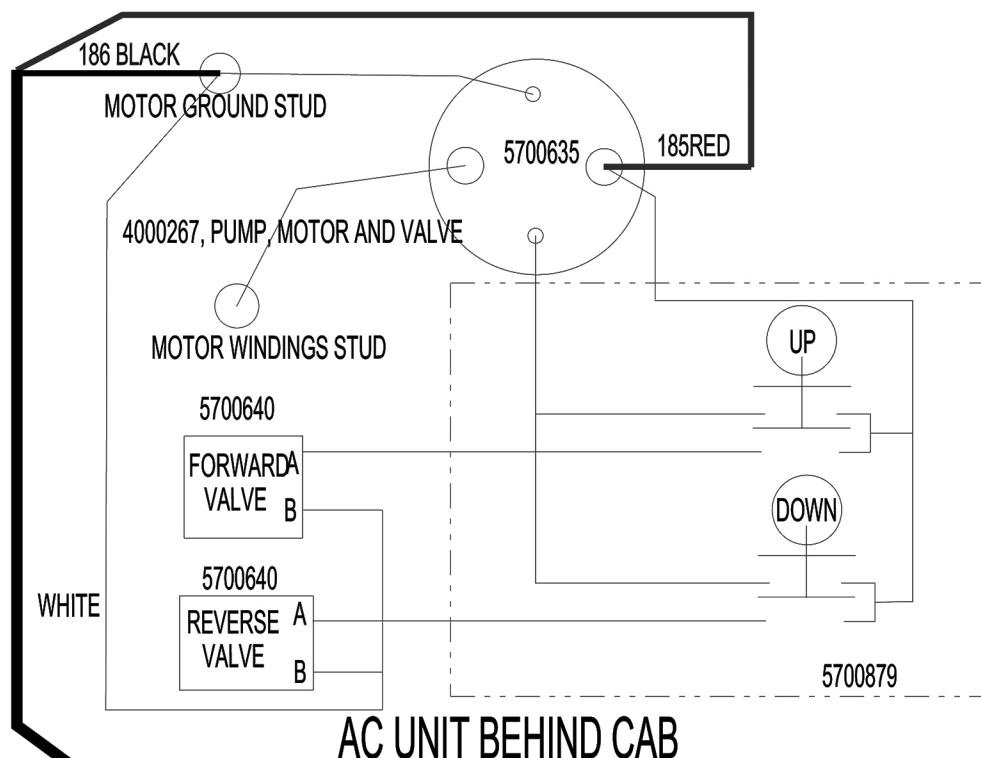
4300009

GOVERNOR VALVE

4300065

RED WIRE BLACK WIRE

091 RED 2-POLE M/P 150 TOWER "A"
 092 BLK 2-POLE M/P 150 TOWER "B"



AC UNIT BEHIND CAB

SEE ALSO - LOADER CAB SCHEMATICS

TO 5701031 29 SCKT CONNECTOR

- SOCKET 1 019A L RED 12 GA
- SOCKET 2 019B L RED 12 GA
- SOCKET 3 020A L WHITE 12 GA
- SOCKET 4 020B L WHITE 12 GA
- SOCKET 5 013 L RED
- SOCKET 6 28 WHITE
- SOCKET 7 PLUG
- SOCKET 8 065 L RED
- SOCKET 9 PLUG
- SOCKET 10 PLUG
- SOCKET 11 PLUG
- SOCKET 12 PLUG
- SOCKET 13 130 L ORG
- SOCKET 14 133 WHT/RED
- SOCKET 15 PLUG
- SOCKET 16 PLUG
- SOCKET 17 153 L ORG
- SOCKET 18 PLUG
- SOCKET 19 137 L
- SOCKET 20 PLUG
- SOCKET 21 KEY PIN 0413-215-1605
- SOCKET 22 PLUG
- SOCKET 23 PLUG
- SOCKET 24 PLUG
- SOCKET 25 PLUG
- SOCKET 26 PLUG
- SOCKET 27 PLUG
- SOCKET 28 165 L WHT
- SOCKET 29 PLUG

- SOCKET 1 019A L RED 12 GA
- SOCKET 2 020B L WHITE 12 GA
- SOCKET 3 019B L RED 12 GA
- SOCKET 4 020A L WHITE 12 GA
- SOCKET 5 150A L YEL
- SOCKET 6 057 L YEL
- SOCKET 7 058 LT BLUE
- SOCKET 8 147Y L ORG
- SOCKET 9 PLUG
- SOCKET 10 169 L ORG
- SOCKET 11 147Z L ORG
- SOCKET 12 122 WHT/GRN
- SOCKET 13 123 BLK/WHT
- SOCKET 14 124 WHT/DK BLUE
- SOCKET 15 125 WHT/RED
- SOCKET 16 166 GREY
- SOCKET 17 167 TAN
- SOCKET 18 27 L BLACK
- SOCKET 19 PLUG
- SOCKET 20 26 L RED
- SOCKET 21 155 L BLACK
- SOCKET 22 156 L RED
- SOCKET 23 155/156 SHIELD
- SOCKET 24 133 WHT/RED
- SOCKET 25 130 L ORG
- SOCKET 26 137 L RED
- SOCKET 27 91 L RED
- SOCKET 28 147 L ORG
- SOCKET 29 92 L BLACK

TACH SENDING UNIT

5700488
 DEUTSCH 6-PIN SHROUD
 155 L BLACK PIN 4
 156 L WHITE PIN 3

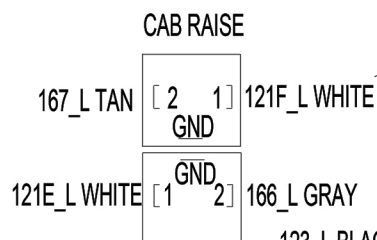
PILOT SYSTEM VALVE

4000315 - VALVE
 4000229 - SOLENOID

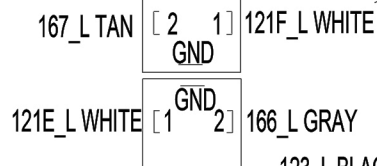
OIL PRESSURE SENDING UNIT

5700500 057 L YELLOW, #10 RING

ENGINE SENSORS



CAB RAISE



LEFT OUTRIGGER

AC CLUTCH

7500990 24 VOLT CLUTCH 121A L WHITE
 7500989 COMPRESSOR W/CLUTCH
 056 L ORANGE 1-POLE W/P TOWER
 063A L WHITE 5/16" RING,

RIGHT OUTRIGGER

OUTRIGGER VALVE

3 SINGLE SPOOL VALVES, 4000485
 2 SOLENOIDS EACH VALVE, 4000486

29 SCKT CONNECTOR